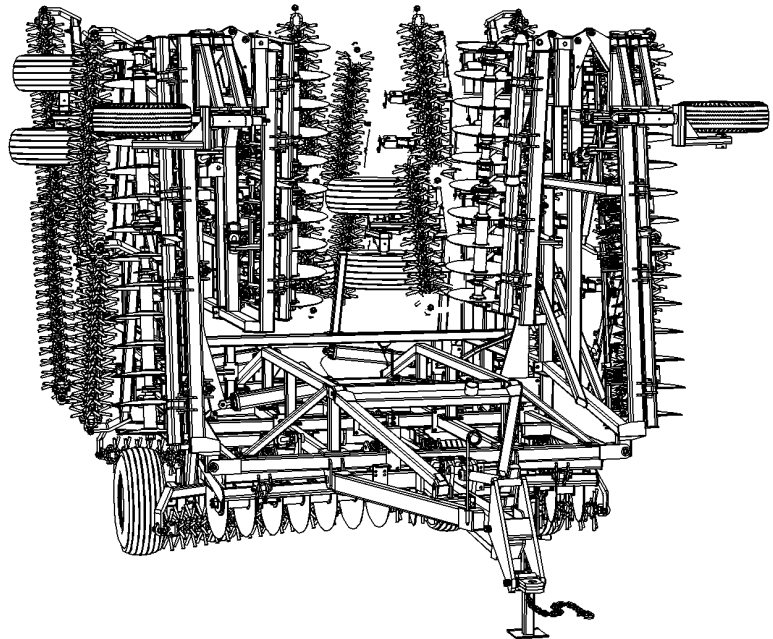

Parts Manual

Ultra-Till (Disc & Coulter)
Series I UT3030, UT5036,
UT5042, UT5048 & UT5052



Read the Operator's manual entirely. When you see this symbol, the subsequent instructions and warnings are serious - follow without exception. Your life and the lives of others depend on it!



41486

Cover illustration may show optional equipment not supplied with standard unit.



Table of Contents

Section 1: Introduction.....	4	Hydraulic Cylinder (810-138C 4X8X1.38 Rod).....	78
Using This Manual.....	4	Hydraulic Cylinder (810-477C 3X8X1.25 Rod).....	80
Manual Replacement Information.....	4	Hydraulic Cylinder (810-478C 3.25X8X1.25 Rod).....	82
Manual Revisions.....	4	Hydraulic Cylinder (810-479C 3.25X8X1.25 Rod).....	84
Touch-up Paint.....	4	Hydraulic Cylinder (810-480C 3.75X8X1.38 Rod).....	86
Hardware Legend.....	5	Hydraulic Cylinder (810-481C 4.25X8X1.50 Rod).....	88
Replacement Hardware.....	5	Hydraulic Cylinder (810-484C 3X24X1.25 Rod).....	90
Serial Numbers.....	5	Hydraulic Cylinder (810-486C 4X16X1.25 Rod).....	92
Part Number Service Coding.....	5	Hydraulic Cylinder (810-487C 4X24X1.5 Rod).....	94
Section 2: Frames.....	6	Hydraulic Cylinder (810-557C 4.50X8X1.50 Rod).....	96
Center Frame Assembly.....	6	Section 5: Gangs.....	98
Hitch Pole & Truss Assembly.....	8	Disc Gang Assembly (S/N GP-A1202A-).....	98
Self Level Assembly.....	10	Disc Gang Assembly (S/N GP-A1203A+).....	100
3-Section Wing Assembly, 3030.....	12	Coulter Gang Assembly (S/N GP-A1202A-).....	102
Inside Wing Frame Assembly, 5036, 5042, 5048 & 5052.....	14	Coulter Gang Assembly (S/N GP-A1203A+).....	104
Inside Wing Fold Assembly, 5036, 5042, 5048 & 5052.....	16	Gang To Gang Hanger Assembly.....	106
5-Section Outside Wing Assembly, 5036, 5042, 5048 & 5052.....	18	Gang Depth Indicator Assembly.....	108
Lights (S/N GP-A1202A-).....	22	Harrow Module Assembly (S/N GP-1202A-).....	110
Lights (S/N GP-A1203A+).....	24	Harrow Module Assembly (S/N GP-A1203A+).....	112
Section 3: Transport.....	26	Section 6: Decals.....	114
Center Walking Beam, 3030 & 5036.....	26	Decals.....	114
Center Walking Beam, 5042, 5048 (All S/N) 5052 (S/N A1118A-).....	28	Section 7: Attachments.....	116
Center Walking Beam, 5052 (S/N A1119A+ thru S/N A1197A-).....	30	Reel Only Assembly (S/N GP-A1170A-).....	116
Center Walking Beam, 5052 (S/N A1198A+).....	32	Reel Only Assembly (S/N GP-A1171A - A1202A).....	118
Wing Walking Beam Assembly.....	34	Reel Only Assembly (S/N GP-A1203A+).....	120
Outside Wing Transport, 5036.....	36	EZ Hitch Assembly.....	122
8 & 6-Bolt Heavy Hub & Spindle Assembly (Part 1).....	38	Heavy Duty 3 1/2 Hitch Extension.....	124
8 & 6-Bolt Heavy Hub & Spindle Assembly (Part 2).....	40		
Front Gauge Wheel Assembly.....	42		
Hydraulic Gauge Wheel Assembly (S/N A1118A-).....	44		
Hydraulic Gauge Wheel Assembly (S/N A1119A+).....	46		
Section 4: Hydraulics.....	48		
Hydraulic Valve Bracket Assembly 3-Section.....	48		
Hydraulic Valve Bracket Assembly 5-Section.....	50		
Hydraulic Lift System, 3030 (S/N A1095A-).....	52		
Hydraulic Lift System, 3030 (S/N A1096A+).....	54		
Hydraulic Lift System, 5036 (S/N A1095A-).....	56		
Hydraulic Lift System, 5036 (S/N A1096A+).....	58		
Hydraulic Lift System, 5042, 5048, 5052 (S/N A1095A-).....	60		
Hydraulic Lift System, 5042, 5048, 5052 (S/N A1096A+).....	62		
Hydraulic Details Assembly.....	64		
Hydraulic Fold System, 3030 (S/N A1124A-).....	66		
Hydraulic Fold System, 3030 (S/N A1125A+).....	68		
Hydraulic Fold System, 5036.....	70		
Hydraulic Fold System, 5042, 5048 & 5052.....	72		
Hydraulic Gang Layout.....	76		

© Copyright 2013 All rights reserved Printed 12/31/13

Great Plains Manufacturing, Inc. provides this publication "as is" without warranty of any kind, either expressed or implied. While every precaution has been taken in the preparation of this manual, Great Plains Manufacturing, Inc. assumes no responsibility for errors or omissions. Neither is any liability assumed for damages resulting from the use of the information contained herein. Great Plains Manufacturing, Inc. reserves the right to revise and improve its products as it sees fit. This publication describes the state of this product at the time of its publication, and may not reflect the product in the future.

Great Plains Manufacturing, Incorporated Trademarks

The following are trademarks of Great Plains Mfg., Inc.: Application Systems, Ausherman, Land Pride, Great Plains

All other brands and product names are trademarks or registered trademarks of their respective holders.

Printed in the United States of America.



Alphabetized Table of Contents

Selected Models

3

3-Section Wing Assembly, 3030.....12

5

5-Section Outside Wing Assembly, 5036, 5042, 5048 & 5052.....18

8

8 & 6-Bolt Heavy Hub & Spindle Assembly (Part 1).....38
8 & 6-Bolt Heavy Hub & Spindle Assembly (Part 2).....40

C

Center Frame Assembly.....6
Center Walking Beam, 3030 & 5036.....26
Center Walking Beam, 5042, 5048 (All S/N) 5052 (S/N A1118A-).....28
Center Walking Beam, 5052 (S/N A1119A+ thru S/N A1197A-).....30
Center Walking Beam, 5052 (S/N A1198A+).....32
Coulter Gang Assembly (S/N GP-A1202A-).....102
Coulter Gang Assembly (S/N GP-A1203A+).....104

D

Decals.....114
Disc Gang Assembly (S/N GP-A1202A-).....98
Disc Gang Assembly (S/N GP-A1203A+).....100

E

EZ Hitch Assembly.....122

F

Front Gauge Wheel Assembly.....42

G

Gang Depth Indicator Assembly.....108
Gang To Gang Hanger Assembly.....106

H

Harrow Module Assembly (S/N GP-1202A-).....110
Harrow Module Assembly (S/N GP-A1203A+).....112
Heavy Duty 3 1/2 Hitch Extension.....124
Hitch Pole & Truss Assembly.....8
Hydraulic Cylinder (810-138C 4X8X1.38 Rod).....78
Hydraulic Cylinder (810-477C 3X8X1.25 Rod).....80
Hydraulic Cylinder (810-478C 3.25X8X1.25 Rod).....82
Hydraulic Cylinder (810-479C 3.25X8X1.25 Rod).....84
Hydraulic Cylinder (810-480C 3.75X8X1.38 Rod).....86
Hydraulic Cylinder (810-481C 4.25X8X1.50 Rod).....88
Hydraulic Cylinder (810-484C 3X24X1.25 Rod).....90
Hydraulic Cylinder (810-486C 4X16X1.25 Rod).....92
Hydraulic Cylinder (810-487C 4X24X1.5 Rod).....94
Hydraulic Cylinder (810-557C 4.50X8X1.50 Rod).....96
Hydraulic Details Assembly.....64
Hydraulic Fold System, 3030 (S/N A1124A-).....66

Hydraulic Fold System, 3030 (S/N A1125A+).....68
Hydraulic Fold System, 5036.....70
Hydraulic Fold System, 5042, 5048 & 5052.....72
Hydraulic Gang Layout.....76
Hydraulic Gauge Wheel Assembly (S/N A1118A-).....44
Hydraulic Gauge Wheel Assembly (S/N A1119A+).....46
Hydraulic Lift System, 3030 (S/N A1095A-).....52
Hydraulic Lift System, 3030 (S/N A1096A+).....54
Hydraulic Lift System, 5036 (S/N A1095A-).....56
Hydraulic Lift System, 5036 (S/N A1096A+).....58
Hydraulic Lift System, 5042, 5048, 5052 (S/N A1095A-).....60
Hydraulic Lift System, 5042, 5048, 5052 (S/N A1096A+).....62
Hydraulic Valve Bracket Assembly 3-Section.....48
Hydraulic Valve Bracket Assembly 5-Section.....50

I

Inside Wing Fold Assembly, 5036, 5042, 5048 & 5052.....16
Inside Wing Frame Assembly, 5036, 5042, 5048 & 5052.....14

L

Lights (S/N GP-A1202A-).....22
Lights (S/N GP-A1203A+).....24

O

Outside Wing Transport, 5036.....36

R

Reel Only Assembly (S/N GP-A1170A-).....116
Reel Only Assembly (S/N GP-A1171A - A1202A).....118
Reel Only Assembly (S/N GP-A1203A+).....120

S

Self Level Assembly.....10

W

Wing Walking Beam Assembly.....34



General Information

Using This Manual

This manual is divided into sections. The first section contains General Information, a Table of Contents, an Alphabetical Page Index, and a Part Number Index. The remaining sections divide the machine into segments (i.e. Frames, Drives, Hydraulics, etc.) which illustrate and list all parts.

The Great Plains parts in this manual are specially designed for this machine and should be replaced with Great Plains parts only.

The information in this manual is current at printing. Some parts may change to assure top performance.

Right-hand and left-hand as used in this manual are determined by facing the direction the machine will travel while in use.

Below is an example of two facing pages from a parts manual. Familiarize yourself with the contents of these pages.

Manual Replacement Information

Replacement manuals are available. Refer to your dealer or the Great Plains Publications Catalog for additional information.

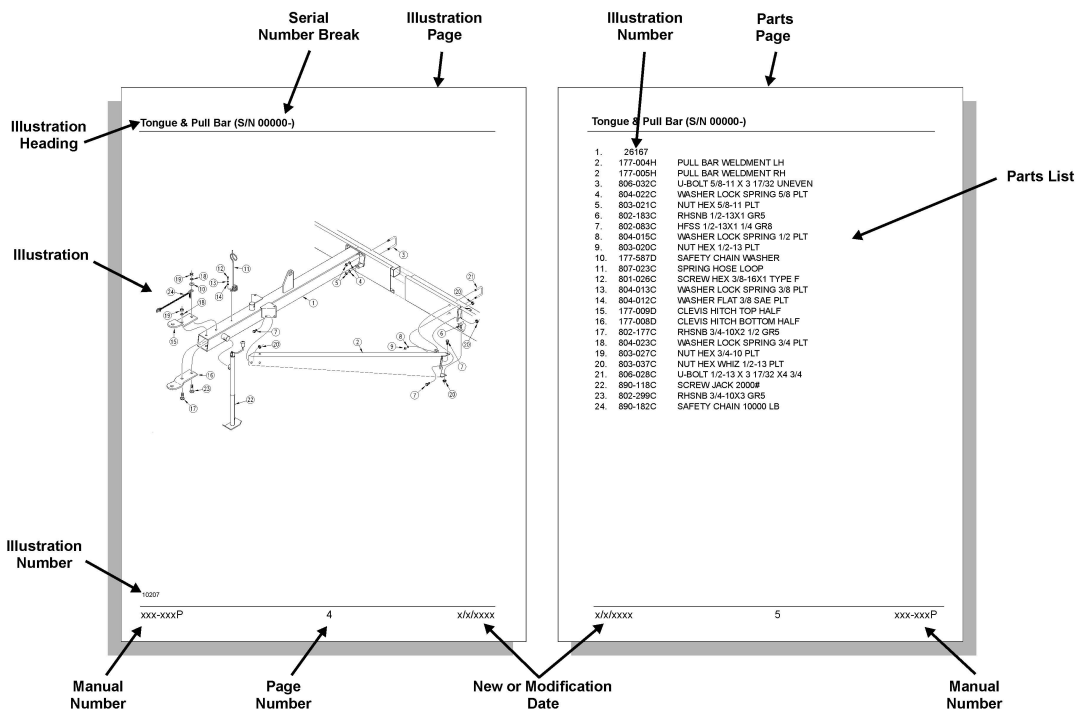
Manual Revisions

When this manual is revised, the modification date is printed on the front cover and on the revised page(s).

Touch-up Paint

Repaint parts where paint is worn or scratched to prevent rust. Aerosol touch-up paint is available. To order use Great Plains parts numbers below:

GP Green	821-001C
GP Black	821-002C
GP Beige	821-003C
GP Buckskin	821-004C



Hardware Legend

AR	As Required
BLADE	Blade Bolt
C	Cap Screw
CP	Cotter Pin
CPHSSS	Cup Point Hex Socket Set Screw
CPSHSS	Cup Point Square Head Set Screw
CPSQHSS	Cup Point Square Head Set Screw
CRFCHMS	Cross Recess Flat Countersunk Head Mach. Screw
CRPHMS	Cross Recess Pan Head Machine Screw
CRPHTFS	Cross Recess Pan Head Thread Forming
CRRHMS	Cross Recess Round Head Machine Screw
CRTHMS	Cross Recess Truss Head Machine Screw
CSNB	Countersunk Square Neck Bolt
FHMS	Flat Head Machine Screw
FTC	Full Thread Cap Screw
H	Hex Nut
HCLN	Hex Center Lock Nut
HFLCS	Hex Flange Lock Cap Screw
HFS	Hex Flange Screw
HFSLN	Hex Flange Serrated Lock Nut
HFSS	Hex Flange Serrated Screw
HHCS	Hex Head Cap Screw or Metric Bolt
HSBHCS	Hex Socket Button Head Cap Screw
HSFCHCS	Hex Socket Flat Countersunk Head Cap Screw
HSHCS	Hex Socket Head Cap Screw
HSSS	Hex Socket Head Screw
HTLN	Hex Top Lock Nut
HWHCS	Hex Washer Head Cap Screw

HWHMS	Hex Washer Head Machine Screw
HXBHCS	Hex Socket Button Head Cap Screw
J	Hex Jam Nut
JIC	37 Degree Tapered Thread
L	Helical Spring Lock Washer
LUG	Lug Bolt
NFC	National Fine Cap Screw
NPSM	National Pipe Straight Mechanical
NPTF	National Pipe Taper Fuel
P	Wide Plain Washer
PHMS	Pan Head Machine Screw
PLOW	Plow Bolt
RHMS	Round Head Machine Screw
RHSNB	Round Head Square Neck Bolt
SCREW LEVELING	Leveling Screw
SCREW THUMB	Thumb Screw
SCREW WELD	Weld Screw
SFCHMS	Slotted Flat Countersunk Head Machine Screw
SFHMS	Slotted Fillister Head Machine Screw
SP	Special
SP SCREW	Special Screw
SQHSS	Square Head Set Screw
SRHMS	Slotted Round Head Machine Screw
SSS	Socket Set Screw
STCS	Self Tapping Cap Screw
STHMS	Slotted Truss Head Machine Screw
WHEEL	Wheel Studs and Hub Long Bolts
WING	Wing Bolt

Replacement Hardware

The **Hardware Legend** above lists hardware abbreviations used in the parts lists. All bolts and nuts are grade 5 unless otherwise noted. The use of improper grades of hardware can result in personal injury, damage to equipment, or loss of property.

Serial Numbers

Always use the serial and model number when ordering parts. Refer to the operator's manual for serial number plate location.

(S/N 20001+ or S/N 20001 and above) Includes serial numbers 20001 and above (to the latest number)

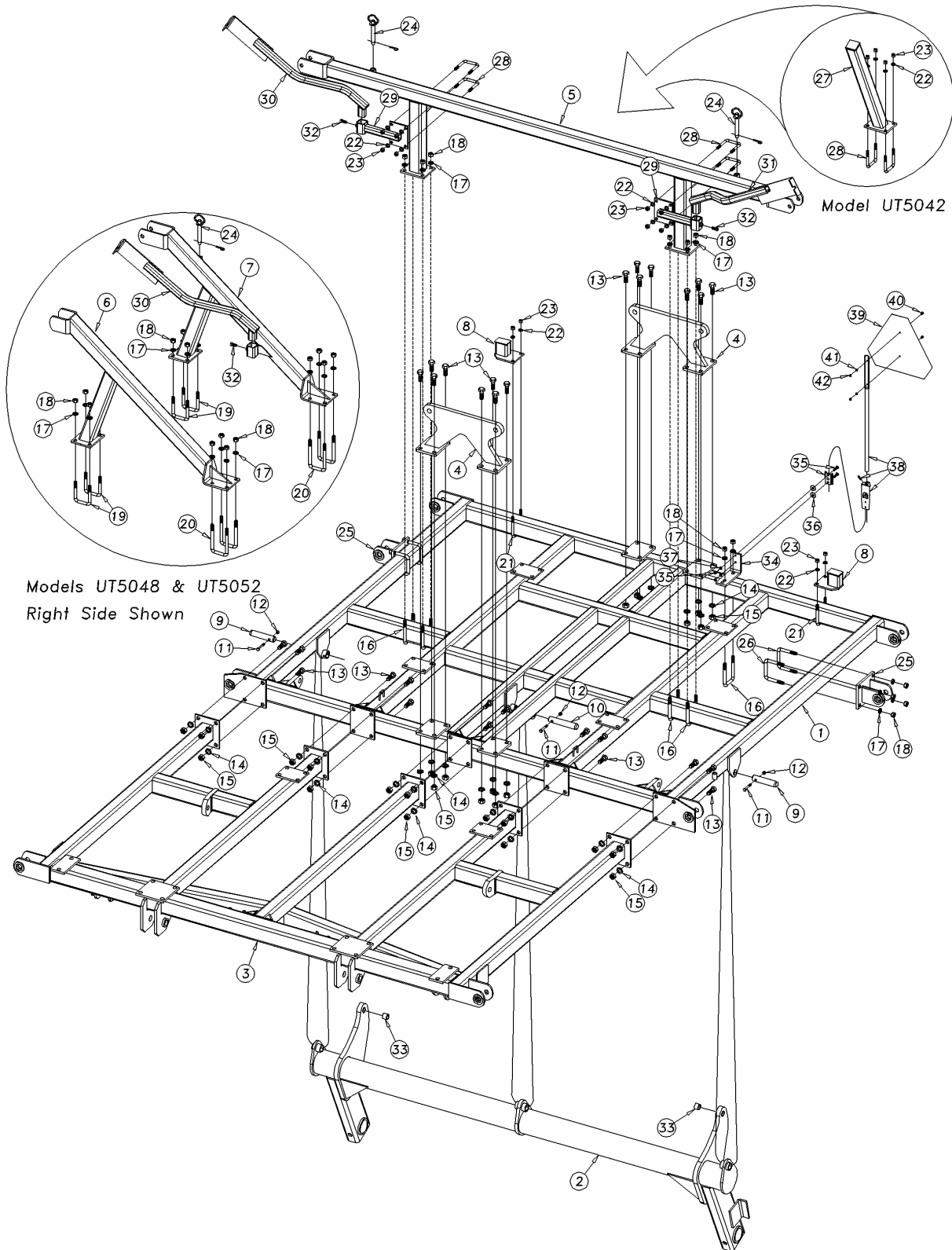
(S/N 10001+→20000) Includes serial numbers between 10000 and 20001

(S/N 10000- or S/N 10000 and below) Includes serial numbers 10000 and below (to the earliest number)

Table of Contents Part Number Index

Center Frame Assembly

(Applies to UT3030, UT5036, UT5042, UT5048, UT5052 only)



00520

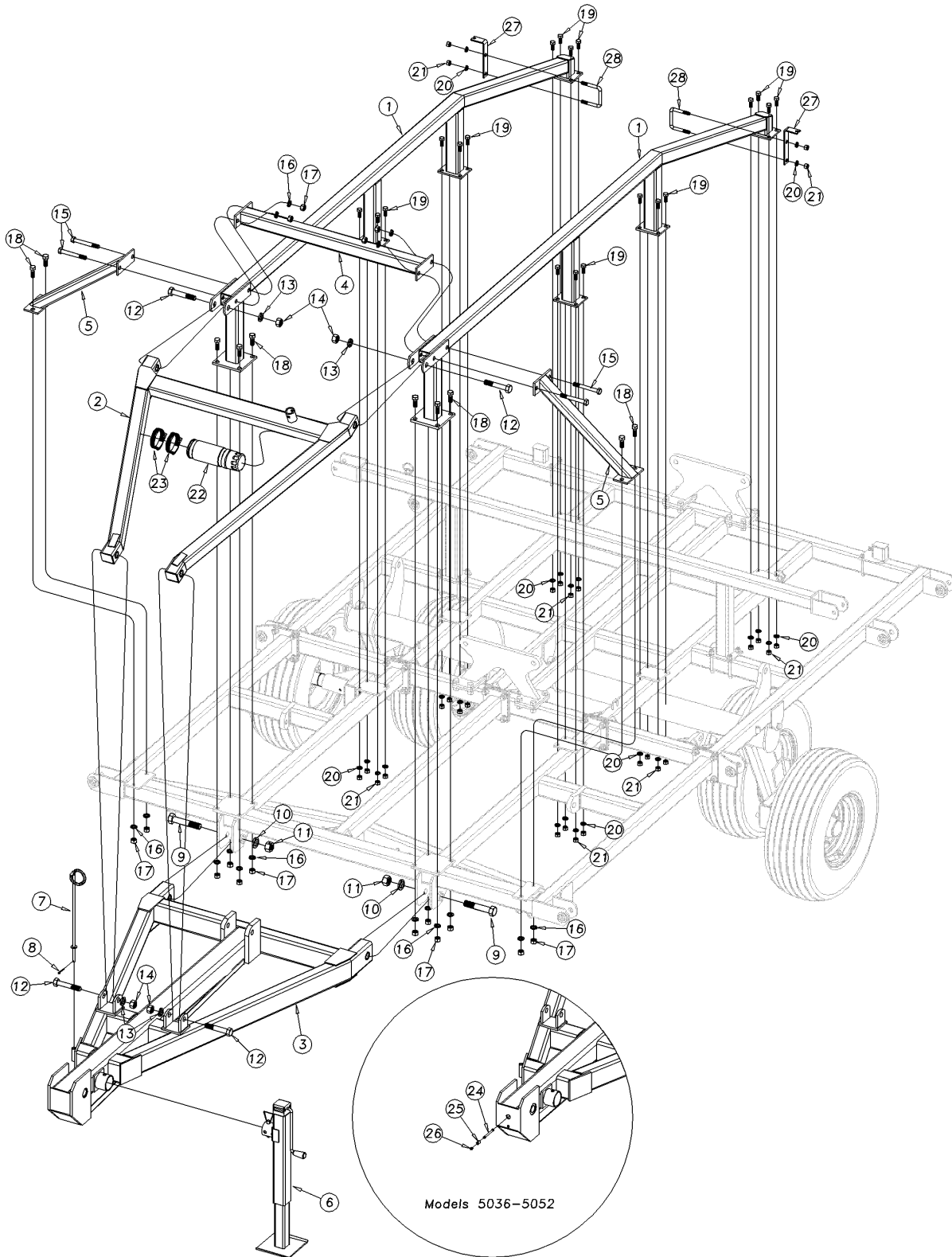
Center Frame Assembly

(Applies to UT3030, UT5036, UT5042, UT5048, UT5052 only)

Ref	Part No.	Part Description	Comments	Revision
	dwg00520	Image No.		
1.	576-019H	CENTERFRAME 3030 5036 5042	Models 3030, 5036 & 5042 (shown)	
1.	576-024H	CENTERFRAME 5048 5052	Models 5048 & 5052	
2.	576-111H	TORQUE TUBE UT3030 5036	Models 3030 & 5036	
2.	576-112H	TORQUE TUBE UT5042	Models 5042 (shown)	
2.	576-105H	TORQUE TUBE UT5048 5052	Models 5048 & 5052	
3.	577-046H	CENTER BRACE BAR (10' D)	Models 3030D, 5036D & 5042D (shown)	
3.	577-047H	CENTER BRACE BAR (12' D)	Models 5048D & 5052D	
3.	577-026H	CENTER BRACE BAR (10' C)	Models 3030C, 5036C & 5042C	
3.	577-033H	CENTER BRACE BAR (12' C)	Models 5048C & 5052C	
4.	576-086H	FOLD BRKT-CNTR 3030	Models 3030 (front)	Rev. 1
4.	576-061H	FOLD BRKT-CNTR 5036/5042	Models 3030 (rear), 5036 & 5042 (shown)	Rev. 1
4.	576-087H	FOLD BRKT - CNTR (5048,52)	Models 5048 & 5052	
5.	576-088H	CENTER WING STOP UT3030	Models 3030	Rev. 1
5.	576-053H	CENTER WING STOP UT5036 5042	Models 5036 & 5042 (shown)	
6.	576-094H	CENTER WING STOP (5048,52)	Models 5048 & 5052	
7.	576-095H	CENTER WING STOP LH (5048,52)	Models 5048 & 5052	
7.	576-096H	CENTER WING STOP RH (5048,52)	Models 5048 & 5052 (shown insert)	
8.	560-001H	CYLINDER REST PAD 3	3030 (rear only S/N A1125A+)	Rev. 1
8.	560-208H	CYLINDER REST PAD 4	Models 5036 & 5042	
8.	560-015H	CYLINDER REST PAD, 3 1/2	Models 5048 & 5052	
9.	805-378C	PIN HINGE 1 1/4X6 HRDN PLT		
10.	805-349C	PIN HINGE 1 1/4X7 HRDN PLT		
11.	802-623C	HHCS 3/8-16X2 1/4 GR8 SP THD		
12.	803-123C	NUT HEX TOP LOCK 3/8-16 PLT		
13.	802-064C	HHCS 3/4-10X2 GR5		
14.	804-023C	WASHER LOCK SPRING 3/4 PLT		
15.	803-027C	NUT HEX 3/4-10 PLT		
16.	806-079C	U-BOLT 5/8-11 X 3 1/32 X 5 1/2		
17.	804-022C	WASHER LOCK SPRING 5/8 PLT		
18.	803-021C	NUT HEX 5/8-11 PLT		
19.	806-183C	U-BOLT 5/8-11X3 1/32X4 1/2 SPT	Models 5048 & 5052	
20.	806-178C	U-BOLT 5/8-11 X 3 1/32 X 6 1/2	Models 5048 & 5052	
21.	806-189C	U-BOLT 1/2-13X3 1/32X5	Models 5036, 5042, 5048 & 5052	
22.	804-015C	WASHER LOCK SPRING 1/2 PLT		
23.	803-020C	NUT HEX 1/2-13 PLT		
24.	805-195C	PIN HITCH 3/4 X 5 1/4 USEABLE		
25.	576-129H	HINGE BRACKET	Models 3030, 5036, 5042	
26.	806-179C	U-BOLT 5/8-11X4 1/32X4 1/4		
27.	576-131H	CENTER WHEEL ALIGNMENT STUB	Model 5042	
28.	806-066C	U-BOLT 1/2-13X3 1/32X4		
29.	576-065H	ADJUSTABLE LIGHT MOUNT BRACKET		
30.	560-065H	LIGHT MOUNT BRKT-WING STOP RH		
31.	560-152H	LIGHT MOUNT BRKT-WING STOP LH		
32.	801-054C	SCREW SET SQ HD 1/2-13X1 GR5		
33.	890-005C	BUSHING CYL 1 1/4 X 1 X 1		
34.	550-071D	PART - SMV MOUNTING BRACKET		
35.	890-823C	SMV SIGN POLE BRKT W/BOLTS		
36.	804-204C	WASHER FLAT 7/16 USS PLT		
37.	804-009C	WASHER LOCK SPRING 5/16 PLT		
38.	890-822C	SMV SIGN POLE W/SLIDE		
39.	818-055C	DECAL SLOW MOVING-GALV. BACKED		
40.	801-005C	SCREW PAN HD 1/4-20 X 3/4		
41.	804-006C	WASHER LOCK SPRING 1/4 PLT		
42.	803-006C	NUT-HEX 1/4-20 PLT		

Hitch Pole & Truss Assembly

(Applies to UT3030, UT5036, UT5042, UT5048, UT5052 only)



00521

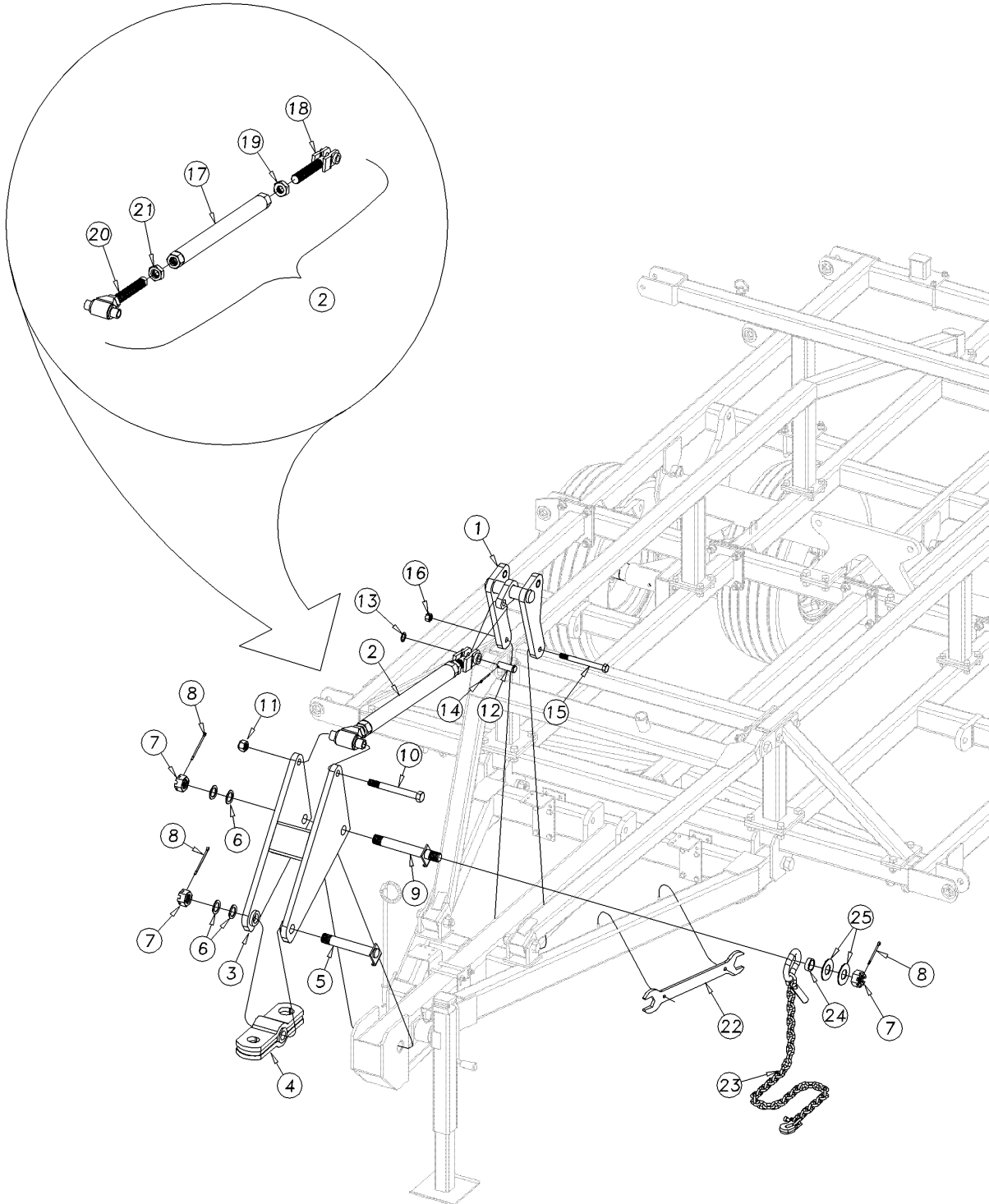
Hitch Pole & Truss Assembly

(Applies to UT3030, UT5036, UT5042, UT5048, UT5052 only)

Ref	Part No.	Part Description	Comments	Revision
	dwg00521	Image No.		
1.	550-086H	CENTER FRAME TRUSS	Models 3030, 5036 & 5042	
1.	550-087H	CENTER FRAME TRUSS ASSY	Models 5048 & 5052	
2.	575-549H	HITCH STRUT ASSEMBLY	Models 3030	Rev. 1
2.	576-038H	HITCH STRUT 5036 5042	Models 5036 & 5042	Rev. 1
2.	576-039H	HITCH STRUT 5048 5052	Models 5048 & 5052	Rev. 1
3.	576-089H	HITCH POLE 3030	Models 3030	Rev. 1
3.	576-027H	HITCH POLE 5036 5042	Models 5036 & 5042	Rev. 1 & 2
3.	576-028H	HITCH POLE 5048 5052	Models 5048 & 5052	Rev. 1 & 2
4.	575-707H	BRACE BAR TRUSS-TOP	Models 5036 & 5042	
4.	575-655H	BRACE BAR TRUSS CROSS	Models 5048 & 5052	
5.	551-171H	BRACE BAR TRUSS-SIDE SUPPORT	Models 5036, 5042, 5048 & 5052	
6.	890-825C	ADJ JACK SWIVEL SIDEWIND 7000	Models 3030	
6.	890-057C	ADJ JACK SWIVEL SIDEWIND 10000	Models 5036, 5042, 5048 & 5052	
7.	550-001H	HOSE SUPPORT		
8.	805-225C	PIN COTTER 1/8 X 1 1/2		
9.	802-795C	HHCS 1 1/4-7X7 GR8 PLT		Rev. 2
9.	802-784C	HHCS 1 1/4-7X6 1/2 GR8 PLT	Changed to 802-795C	Rev. 1
10.	804-030C	WASHER LOCK 1 1/4 SPRING PLT		
11.	803-034C	NUT HEX 1 1/4-7 PLT		
12.	802-205C	HHCS 1-8X5 1/2 GR5		
13.	804-027C	WASHER LOCK SPRING 1 PLT		
14.	803-031C	NUT HEX 1-8 PLT		
15.	802-070C	HHCS 3/4-10X6 GR5		
16.	804-023C	WASHER LOCK SPRING 3/4 PLT		
17.	803-027C	NUT HEX 3/4-10 PLT		
18.	802-064C	HHCS 3/4-10X2 GR5		
19.	802-051C	HHCS 5/8-11X1 1/2 GR5		
20.	804-022C	WASHER LOCK SPRING 5/8 PLT		
21.	803-021C	NUT HEX 5/8-11 PLT		
22.	817-609C	MANUAL PAK TUBE		
23.	800-231C	CLAMP WORM DRIVE (3"-5")		
24.	841-230C	4" LONG 1/8 PIPE NIPPLE	Models 5036 & 5052	Rev. 1
25.	841-231C	1/8 FEMALE COUPLER	Models 5036 & 5052	Rev. 1
26.	800-130C	ZERK GREASE STRAIGHT 1/8-27MPT	Models 5036 & 5052	Rev. 1
27.	550-124D	PART - LIGHT KIT		
28.	806-179C	U-BOLT 5/8-11X4 1/32X4 1/4		

Self Level Assembly

(Applies to UT3030, UT5036, UT5042, UT5048, UT5052 only)



00522

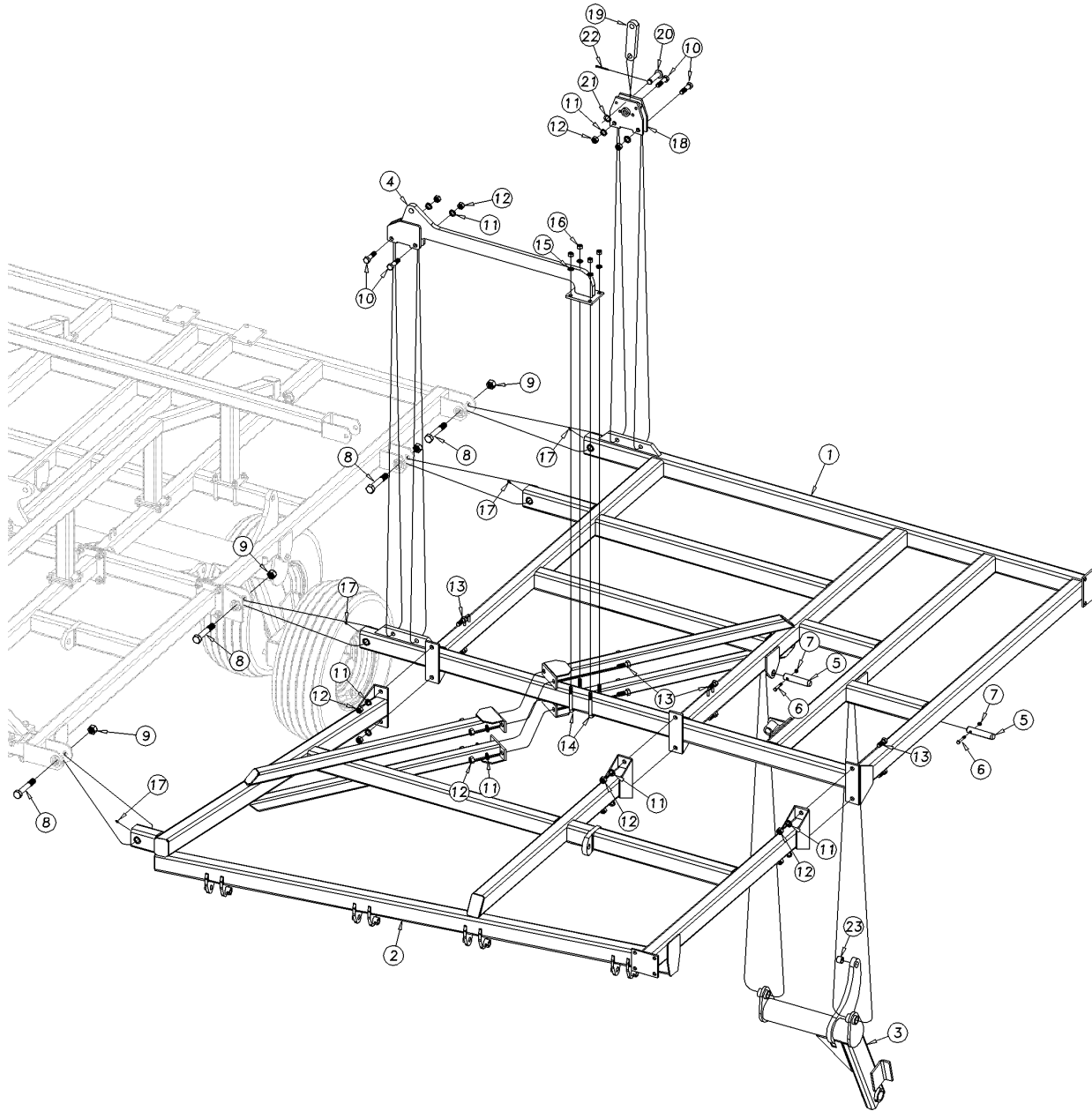
Self Level Assembly

(Applies to UT3030, UT5036, UT5042, UT5048, UT5052 only)

Ref	Part No.	Part Description	Comments	Revision
	dwg00522	Image No.		
1.	576-118H	HITCH H-BRACKET		
2.	575-572S	TURNBUCKLE ASSY 7000DV/FC CLH	Includes items 17 thru 21	
3.	576-113H	SIDE PLATE ASSEMBLY - UT		
4.	576-119H	HITCH TONGUE		
5.	575-515H	HITCH BOLT (1 1/2" x 9 3/8")		
6.	804-063C	WASHER MACH 2.25 X 1.50 X 10GA	Use as needed	
7.	803-301C	NUT HEX SLOTTED 1 1/2-6 PLT		
8.	805-115C	PIN COTTER 1/4 X 3 PLT		
9.	575-658H	HITCH BOLT FOR SAFETY CHAIN		
10.	802-783C	HHCS 1-8X9 GR8 PLT		
11.	803-316C	NUT HEX LOCK 1-8 PLT		
12.	805-351C	PIN CLEVIS 1 X 3 3/8 USABLE		
13.	804-192C	WASHER MACH 1.5X1.00X.075		
14.	805-058C	PIN COTTER 3/16 X 2		
15.	802-164C	HHCS 3/4-10X9 GR5		
16.	803-026C	NUT LOCK 3/4-10 PLT		
17.	575-529H	TURNBUCKLE TUBE		
18.	576-110H	TURNBUCKLE CLVS END 1 1/2-RH		
19.	803-063C	NUT HEX JAM 1 1/2-6 PLT		
20.	576-155S	TURNBUCKLE T-LINK ASSEMBLY		
21.	803-364C	NUT HEX JAM 1 1/2-6 LH THD PLT		
22.	586-158D	TRNBCKLE WRENCH 2 5/16-1 15/16		
22.	586-256D	TRNBCKL WRENCH 2 13/32-1 15/16	For Heavy Hex Nut Turnbuckles	
23.	890-824C	SAFETY CHAIN 16100 LB	Models UT3030	
23.	890-183C	SAFETY CHAIN 20000 LB	Models UT3036 & UT5042	
23.	890-184C	SAFETY CHAIN 30000 LB	Models UT5048 & UT5052	
24.	576-048D	SAFETY CHAIN SPACER		
25.	804-071C	WASHER FLAT 1 1/2 SAE PLT		

3-Section Wing Assembly, 3030

(Applies to UT3030 only)



00523

3-Section Wing Assembly, 3030

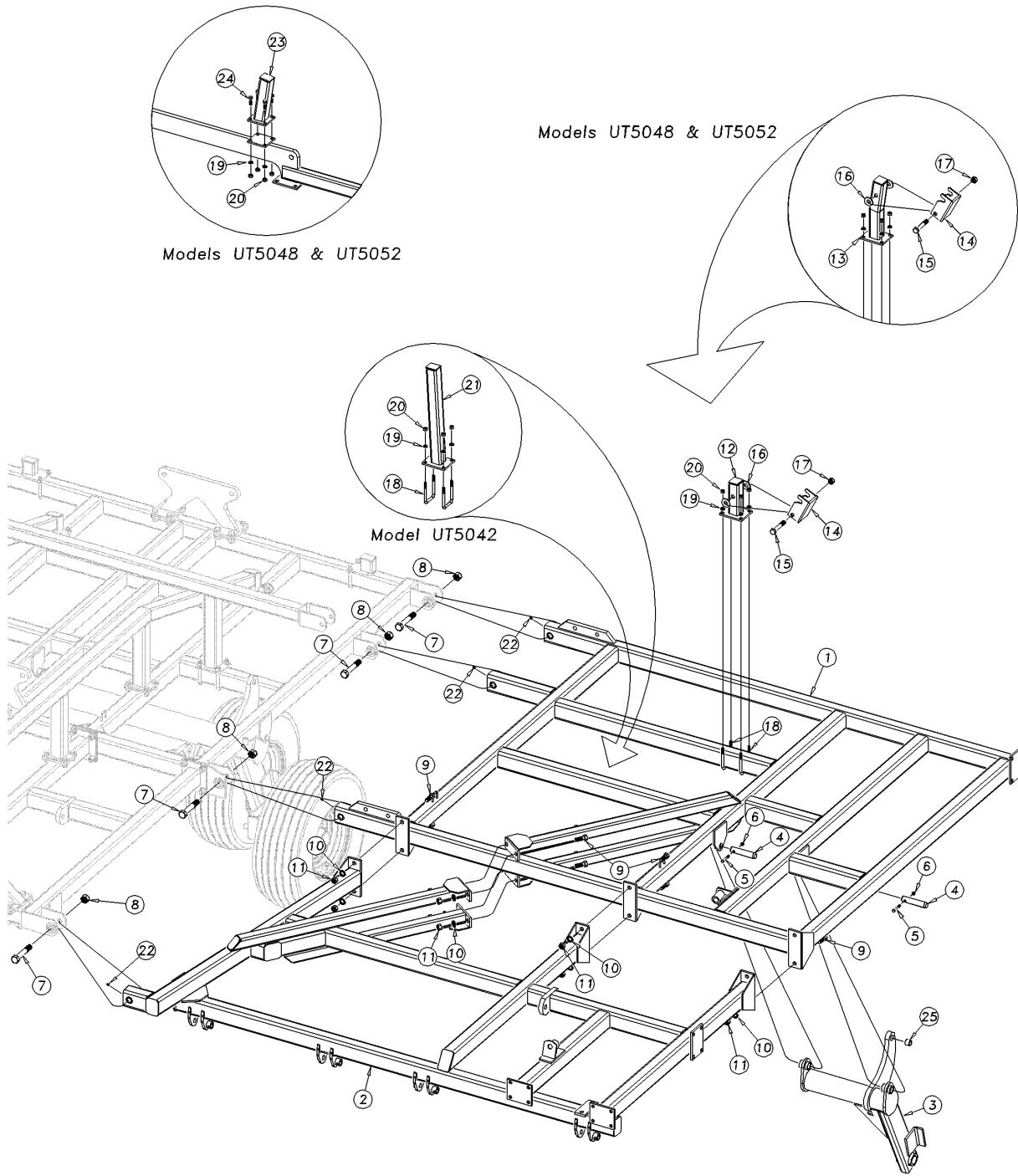
(Applies to UT3030 only)

Ref	Part No.	Part Description	Comments	Revision
	dwg00523	Image No.		
1.	576-035H	INSIDE WING RH (9.5')		
1.	576-034H	INSIDE WING LH (9.5')		
2.	577-093H	WING BRACE RH (9.5' D) UT3030		
2.	577-092H	WING BRACE LH (9.5' D) UT3030	(shown)	
2.	577-091H	WING BRACE RH (9.5' C) UT3030		
2.	577-090H	WING BRACE LH (9.5' C) UT3030		
3.	576-013H	LONG WING TORQUE TUBE RH		
3.	576-012H	LONG WING TORQUE TUBE LH	(shown)	
4.	576-064H	FOLD BRACKET (3030)		Rev. 1
5.	805-378C	PIN HINGE 1 1/4X6 HRDN PLT		
6.	802-623C	HHCS 3/8-16X2 1/4 GR8 SP THD		
7.	803-123C	NUT HEX TOP LOCK 3/8-16 PLT		
8.	802-357C	HHCS 1-8X6 GR5		
9.	803-038C	NUT HEX 1-8 NYLON INSERT PLT		
10.	802-383C	HHCS 3/4-10X3 GR5		
11.	804-023C	WASHER LOCK SPRING 3/4 PLT		
12.	803-027C	NUT HEX 3/4-10 PLT		
13.	802-064C	HHCS 3/4-10X2 GR5		
14.	806-079C	U-BOLT 5/8-11 X 3 1/32 X 5 1/2		
15.	804-022C	WASHER LOCK SPRING 5/8 PLT		
16.	803-021C	NUT HEX 5/8-11 PLT		
17.	800-080C	GREASE ZERK 1/4-28 THD FORMING		
18.	560-290H	ROCKER BRACKET	(S/N A1125A+)	Rev. 1
19.	550-164D	7" ROCKER		
20.	805-351C	PIN CLEVIS 1 X 3 3/8 USABLE		
21.	804-192C	WASHER MACH 1.5X1.00X.075		
22.	805-058C	PIN COTTER 3/16 X 2		
23.	890-005C	BUSHING CYL 1 1/4 X 1 X 1		

Table of Contents Part Number Index

Inside Wing Frame Assembly, 5036, 5042, 5048 & 5052

(Applies to UT5036, UT5042, UT5048, UT5052 only)



00524

Inside Wing Frame Assembly, 5036, 5042, 5048 & 5052

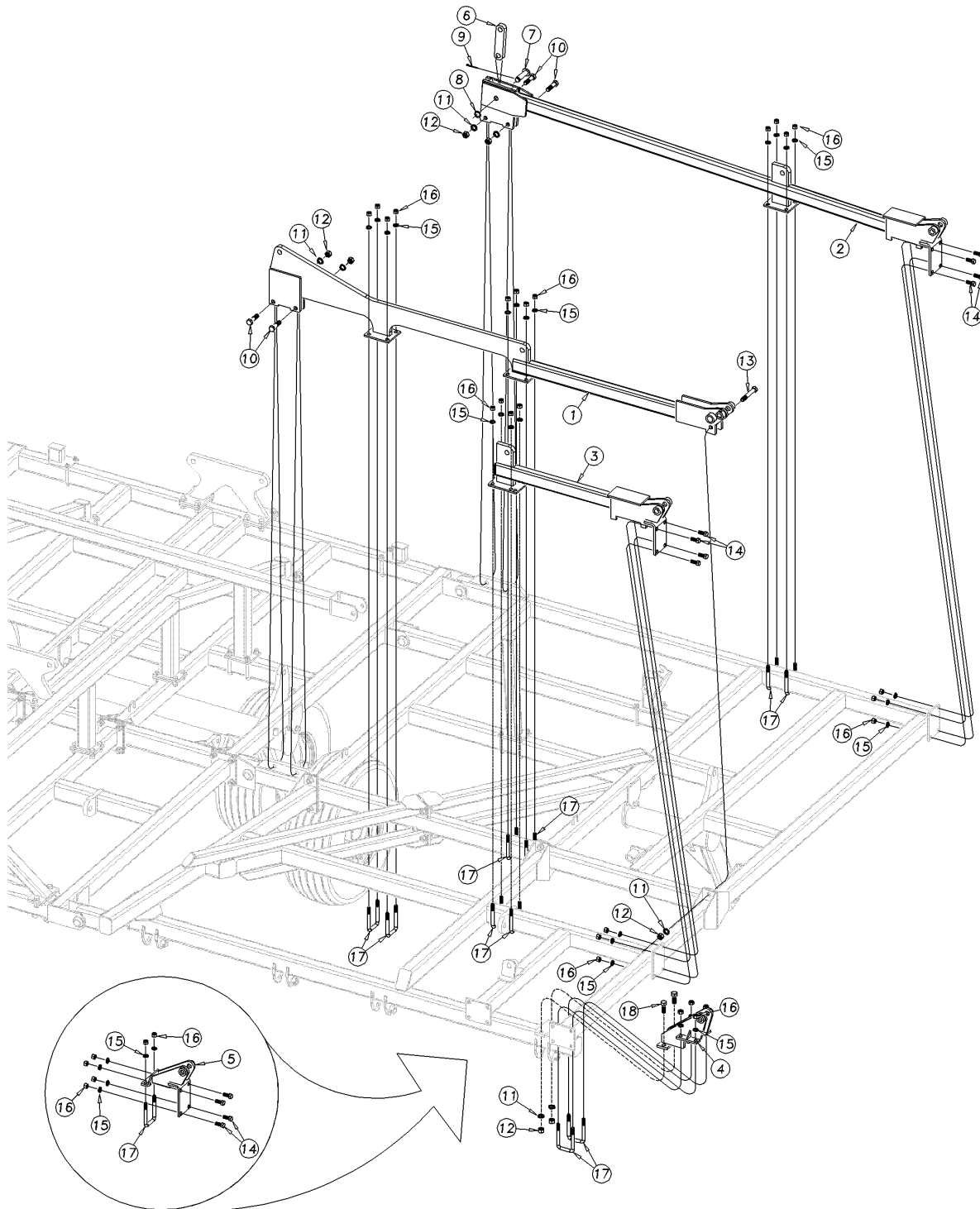
(Applies to UT5036, UT5042, UT5048, UT5052 only)

Ref	Part No.	Part Description	Comments	Revision
	dwg 00524	Image No.		
1.	576-033H	INSIDE WING RH (8.5')	Model UT5036	
1.	576-032H	INSIDE WING LH (8.5')	Model UT5036	
1.	576-035H	INSIDE WING RH (9.5')	Model UT5042	
1.	576-034H	INSIDE WING LH (9.5')	Model UT5042 (shown)	
1.	576-037H	INSIDE WING RH (10.5')	Model UT5048 & UT5052	
1.	576-036H	INSIDE WING LH (10.5')	Model UT5048 & UT5052	
2.	577-041H	INSIDE WING BRACE RH (8.5' D)	Model UT5036D	
2.	577-040H	INSIDE WING BRACE LH (8.5' D)	Model UT5036D	
2.	577-028H	INSIDE WING BRACE RH (8.5' C)	Model UT5036C	
2.	577-027H	INSIDE WING BRACE LH (8.5' C)	Model UT5036C	
2.	577-043H	INSIDE WING BRACE RH (9.5' D)	Model UT5042D	
2.	577-042H	INSIDE WING BRACE LH (9.5' D)	Model UT5042D	
2.	577-030H	INSIDE WING BRACE RH (9.5' C)	Model UT5042C	
2.	577-029H	INSIDE WING BRACE LH (9.5' C)	Model UT5042C (shown)	
2.	577-045H	INSIDE WING BRACE RH (10.5' D)	Model UT5048D & UT5052D	
2.	577-044H	INSIDE WING BRACE LH (10.5' D)	Model UT5048D & UT5052D	
2.	577-032H	INSIDE WING BRACE RH (10.5' C)	Model UT5048C & UT5052C	
2.	577-031H	INSIDE WING BRACE LH (10.5' C)	Model UT5048C & UT5052C	
3.	576-013H	LONG WING TORQUE TUBE RH		
3.	576-012H	LONG WING TORQUE TUBE LH	(shown)	
4.	805-378C	PIN HINGE 1 1/4X6 HRDN PLT		
5.	802-623C	HHCS 3/8-16X2 1/4 GR8 SP THD		
6.	803-123C	NUT HEX TOP LOCK 3/8-16 PLT		
7.	802-357C	HHCS 1-8X6 GR5		
8.	803-038C	NUT HEX 1-8 NYLON INSERT PLT		
9.	802-064C	HHCS 3/4-10X2 GR5		
10.	804-023C	WASHER LOCK SPRING 3/4 PLT		
11.	803-027C	NUT HEX 3/4-10 PLT		
12.	560-010H	WING LOCK MOUNT	Model UT5036 & UT5042	
13.	576-128H	WING LOCK MOUNT (UT5048-52)	Model UT5048 & UT5052	
14.	560-013H	AUTOMATIC WING LATCH		
15.	802-192C	HHCS 3/4-10X4 1/2 GR5		
16.	804-024C	WASHER FLAT 3/4 USS PLT		
17.	803-026C	NUT LOCK 3/4-10 PLT		
18.	806-189C	U-BOLT 1/2-13X3 1/32X5		
19.	804-015C	WASHER LOCK SPRING 1/2 PLT		
20.	803-020C	NUT HEX 1/2-13 PLT		
21.	576-132H	WING WHEEL ALIGNMENT STUB	Model UT5042	
22.	800-080C	GREASE ZERK 1/4-28 THD FORMING		
23.	576-126H	WING STOP (UT5048,5052)	Model UT5048 & UT5052	
24.	802-091C	HHCS 1/2-13X1 1/2 GR5		
25.	890-005C	BUSHING CYL 1 1/4 X 1 X 1		

[Table of Contents](#) [Part Number Index](#)

Inside Wing Fold Assembly, 5036, 5042, 5048 & 5052

(Applies to UT5036, UT5042, UT5048, UT5052 only)



Disc Models UT5048D & UT5052D

00967

Inside Wing Fold Assembly, 5036, 5042, 5048 & 5052

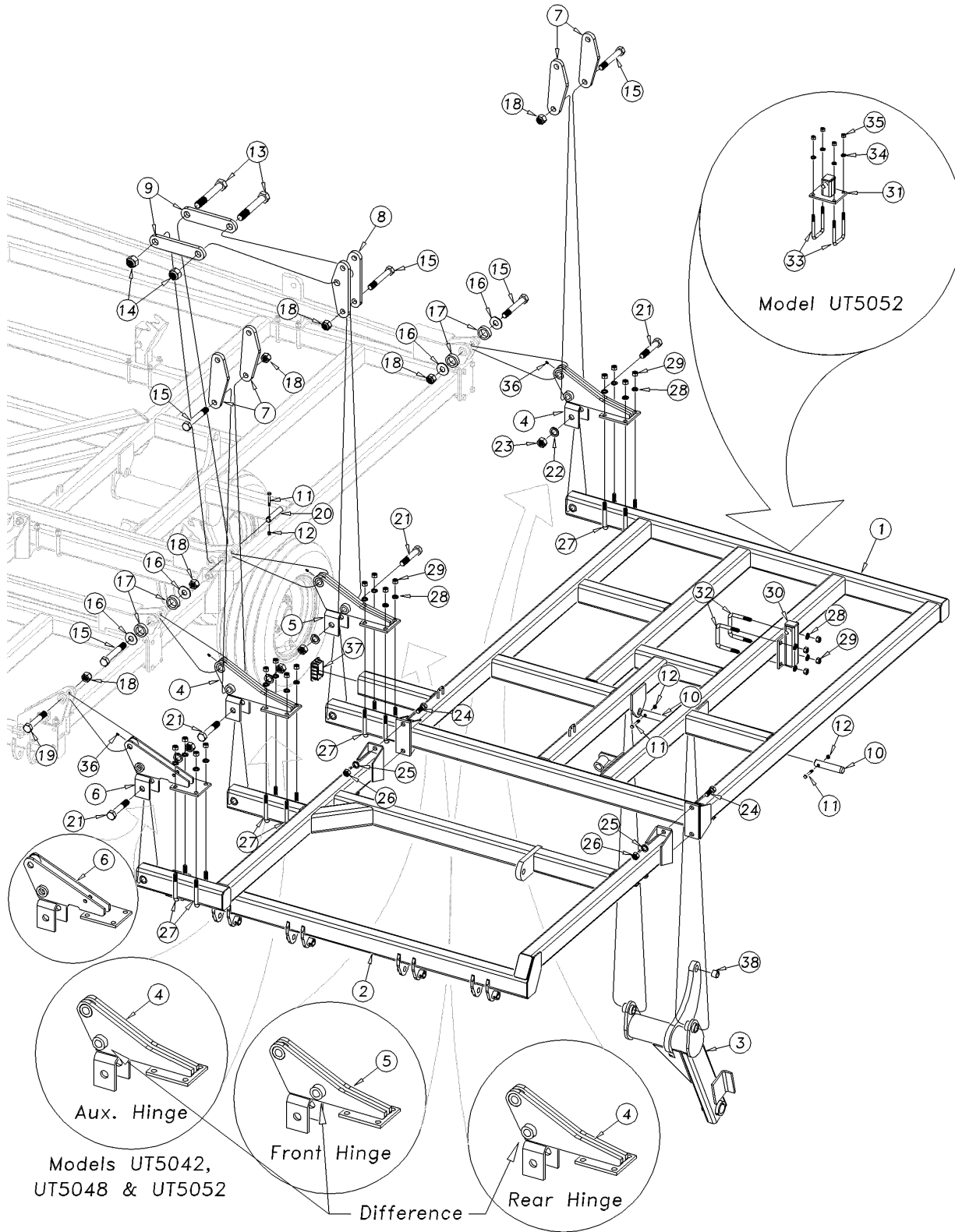
(Applies to UT5036, UT5042, UT5048, UT5052 only)

Ref	Part No.	Part Description	Comments	Revision
	dwg00967	Image No.		
1.	576-062H	FOLD BRACKET - FRONT (5036)	Model UT5036	
1.	576-054H	FOLD BRACKET - FRONT (5042)	Model UT5042 (shown)	
1.	576-093H	FOLD BRKT - FRONT (5048,52)	Model UT5048 & UT5052	
2.	576-135H	FOLD BRACKET REAR 93	Model UT5036	Rev. 2
2.	576-063H	REP BY 576-135H		Rev. 1
2.	576-136H	FOLD BRACKET REAR 107	Model UT5042 (shown)	Rev. 2
2.	576-055H	REP BY 576-136H		Rev. 1
2.	576-137H	FOLD BRACKET REAR 121	Model UT5048 & UT5052	Rev. 2
2.	576-092H	REP BY 576-137H		Rev. 1
3.	576-103H	FOLD BRKT - AUX (5042,48,52)	Model UT5042, UT5048 & UT5052	Rev. 1 & 2
4.	577-121H	HINGE - WING BRACE (C) FOLD	Coulter Models	
5.	560-016H	180 DEGREE FOLD BRACKET-INSIDE	Disc Models UT5048D & UT5052D	
6.	580-010D	ROCKER 6 1/2	Model UT5036 & UT5042	
6.	550-164D	7" ROCKER	Model UT5048 & UT5052	
7.	805-351C	PIN CLEVIS 1 X 3 3/8 USABLE		
8.	804-192C	WASHER MACH 1.5X1.00X.075		
9.	805-058C	PIN COTTER 3/16 X 2		
10.	802-383C	HHCS 3/4-10X3 GR5		
11.	804-023C	WASHER LOCK SPRING 3/4 PLT		
12.	803-027C	NUT HEX 3/4-10 PLT		
13.	802-069C	HHCS 3/4-10X5 GR5		
14.	802-051C	HHCS 5/8-11X1 1/2 GR5		
15.	804-022C	WASHER LOCK SPRING 5/8 PLT		
16.	803-021C	NUT HEX 5/8-11 PLT		
17.	806-079C	U-BOLT 5/8-11 X 3 1/32 X 5 1/2		
18.	802-064C	HHCS 3/4-10X2 GR5		

Table of Contents Part Number Index

5-Section Outside Wing Assembly, 5036, 5042, 5048 & 5052

(Applies to UT5036, UT5042, UT5048, UT5052 only)



00525

5-Section Outside Wing Assembly, 5036, 5042, 5048 & 5052

(Applies to UT5036, UT5042, UT5048, UT5052 only)

Ref	Part No.	Part Description	Comments	Revision
	dwg00525	Image No.		
1.	576-017H	OUTSIDE WING RH (4')	Model UT5036	
1.	576-016H	OUTSIDE WING LH (4')	Model UT5036	
1.	576-015H	OUTSIDE WING RH (6.5')	Model UT5042 & UT5048	
1.	576-014H	OUTSIDE WING LH (6.5')	Model UT5042 & UT5048 (shown)	
1.	576-021H	OUTSIDE WING RH (9')	Model UT5052	
1.	576-020H	OUTSIDE WING LH (9')	Model UT5052	
2.	577-035H	OUTSIDE WING BRACE RH (4' D)	Model UT5036D	
2.	577-034H	OUTSIDE WING BRACE LH (4' D)	Model UT5036D	
2.	577-023H	OUTSIDE WING BRACE RH (4' C)	Model UT5036C	
2.	577-022H	OUTSIDE WING BRACE LH (4' C)	Model UT5036C	
2.	577-037H	OUTSIDE WING BRACE RH (6.5' D)	Model UT5042D	
2.	577-036H	OUTSIDE WING BRACE LH (6.5' D)	Model UT5042D	
2.	577-021H	OUTSIDE WING BRACE RH (6.5' C)	Model UT5042C	
2.	577-020H	OUTSIDE WING BRACE LH (6.5' C)	Model UT5042C (shown)	
2.	577-097H	OUTSIDE WING BRACE RH (6.5' D)	Model UT5048D	
2.	577-096H	OUTSIDE WING BRACE LH (6.5' D)	Model UT5048D	
2.	577-095H	OUTSIDE WING BRACE RH (6.5' C)	Model UT5048C	
2.	577-094H	OUTSIDE WING BRACE LH (6.5' C)	Model UT5048C	
2.	577-039H	OUTSIDE WING BRACE RH (9' D)	Model UT5052D	
2.	577-038H	OUTSIDE WING BRACE LH (9' D)	Model UT5052D	
2.	577-025H	OUTSIDE WING BRACE RH (9' C)	Model UT5052C	
2.	577-024H	OUTSIDE WING BRACE LH (9' C)	Model UT5052C	
3.	576-023H	SHORT WING TORQUE TUBE RH	Model UT5042, UT5048 & UT5052	
3.	576-022H	SHORT WING TORQUE TUBE LH	Model UT5042, UT5048 & UT5052 (shown)	
3.	576-013H	LONG WING TORQUE TUBE RH	Model UT5036	
3.	576-012H	LONG WING TORQUE TUBE LH	Model UT5036	
4.	576-051H	HINGE - WING FOLD (REAR)		
5.	576-120H	HINGE - WING FOLD (FRONT)		
6.	560-017H	HINGE, OUTSIDE WING		
7.	576-064D	ROCKER 9 3/8	Model UT5036 & UT5042	
7.	576-149D	ROCKER 9 3/4	Model UT5048 & UT5052	
8.	576-117H	FOLD H-BRACKET (9 3/8)	Model UT5036 & UT5042	
8.	576-125H	FOLD H-BRACKET (9 7/8)	Model UT5048 & UT5052	
9.	576-129D	LINK - 9 1/4" STRAIGHT		
10.	805-378C	PIN HINGE 1 1/4X6 HRDN PLT		
11.	802-623C	HHCS 3/8-16X2 1/4 GR8 SP THD		
12.	803-123C	NUT HEX TOP LOCK 3/8-16 PLT		
13.	576-145D	HHCS 1 1/4-7X8 1/2 GR8 SPTH		
14.	803-081C	NUT HEX 1 1/4-7 NYLON INSERT		
15.	575-164D	1"X7" GRADE 8 SPECIAL THREAD		
16.	804-028C	WASHER FLAT 1 USS PLT		
17.	576-065D	COLLAR 2.5ODX1.812IDX.75		
18.	803-038C	NUT HEX 1-8 NYLON INSERT PLT		
19.	802-715C	HHCS 1-8X6 GR8 PLT SPCL THREAD		
20.	805-129C	PIN 1 ODX5 HRD PLT		
21.	802-205C	HHCS 1-8X5 1/2 GR5		
22.	804-027C	WASHER LOCK SPRING 1 PLT		
23.	803-031C	NUT HEX 1-8 PLT		
24.	802-064C	HHCS 3/4-10X2 GR5		
25.	804-023C	WASHER LOCK SPRING 3/4 PLT		
26.	803-027C	NUT HEX 3/4-10 PLT		
27.	806-079C	U-BOLT 5/8-11 X 3 1/32 X 5 1/2		
28.	804-022C	WASHER LOCK SPRING 5/8 PLT		
29.	803-021C	NUT HEX 5/8-11 PLT		
30.	560-022H	WING STOP "T" BRKT		
31.	560-081H	WING LOCK T BRACKET		

[Table of Contents](#) [Part Number Index](#)

5-Section Outside Wing Assembly, 5036, 5042, 5048 & 5052 (continued)

(Applies to UT5036, UT5042, UT5048, UT5052 only)

Ref	Part No.	Part Description	Comments	Revision
32.	806-179C	U-BOLT 5/8-11X4 1/32X4 1/4		
33.	806-189C	U-BOLT 1/2-13X3 1/32X5		
34.	804-015C	WASHER LOCK SPRING 1/2 PLT		
35.	803-020C	NUT HEX 1/2-13 PLT		
36.	800-080C	GREASE ZERK 1/4-28 THD FORMING		
37.	817-585C	PLASTIC END CAP - 4X3X1/4 TUBE		
38.	890-005C	BUSHING CYL 1 1/4 X 1 X 1		

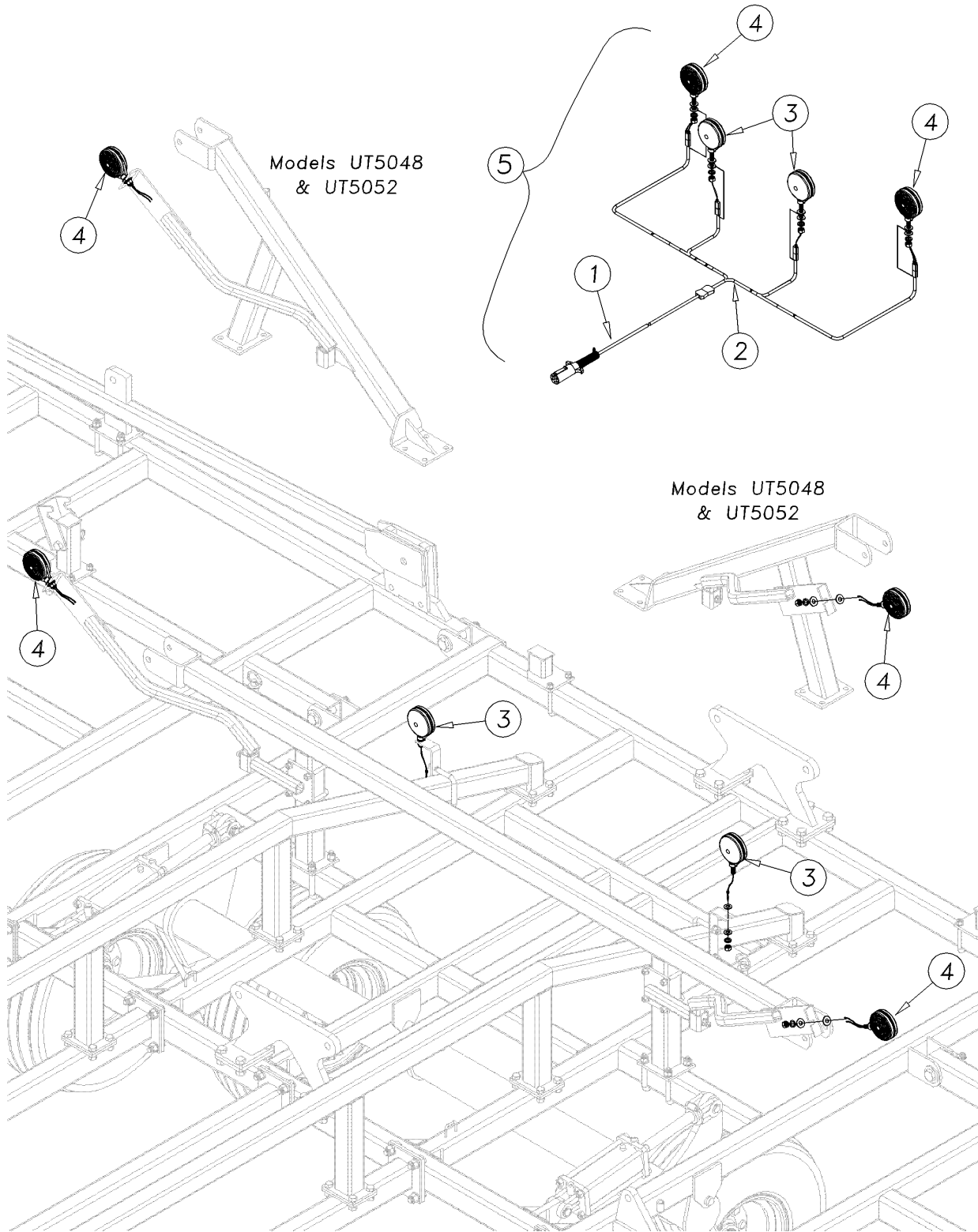
5-Section Outside Wing Assembly, 5036, 5042, 5048 & 5052 (continued)

(Applies to UT5036, UT5042, UT5048, UT5052 only)

This Page Intentionally Left Blank

Lights (S/N GP-A1202A-)

(Applies to UT3030, UT5036, UT5042, UT5048, UT5052 only)



01273

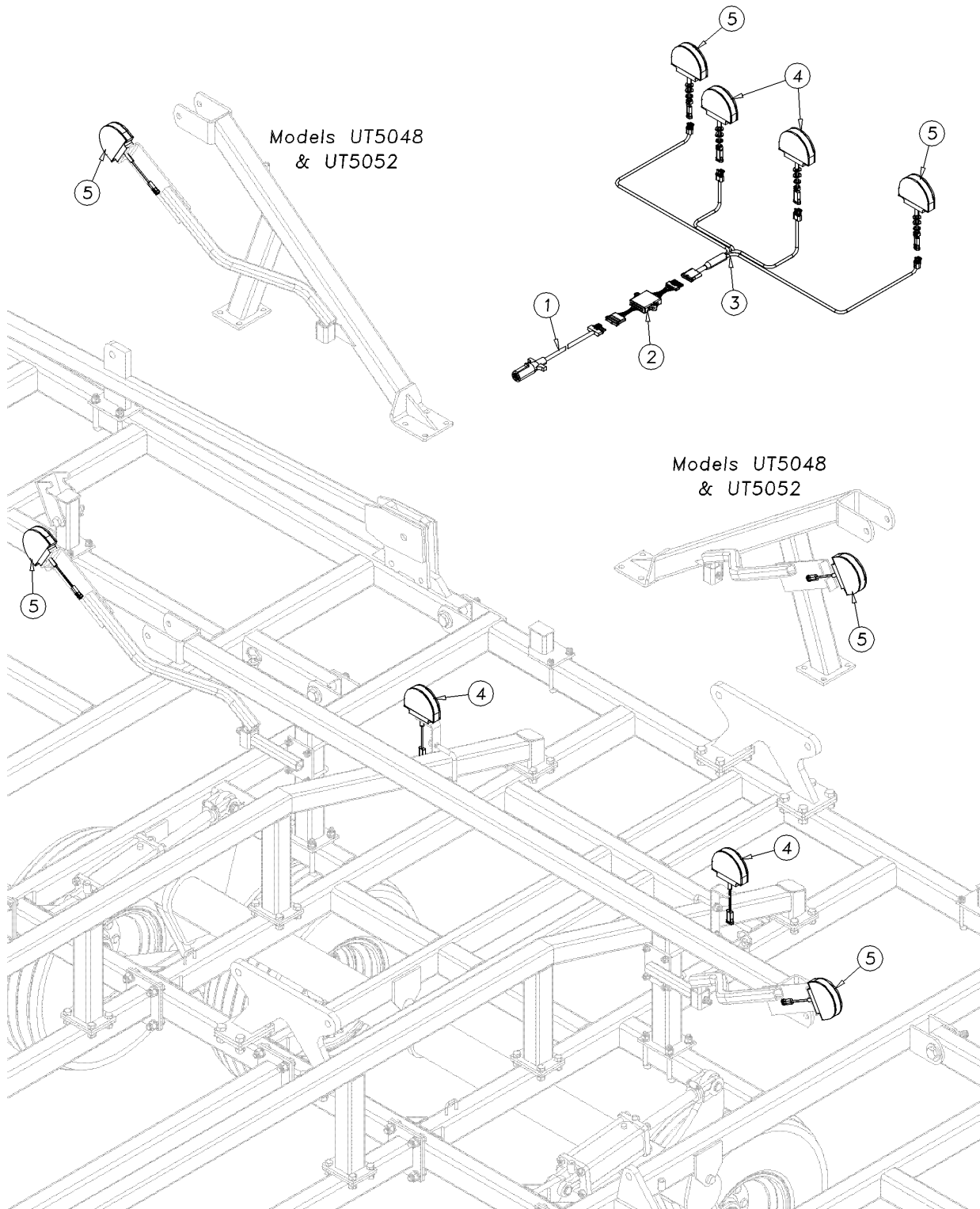
Lights (S/N GP-A1202A-)

(Applies to UT3030, UT5036, UT5042, UT5048, UT5052 only)

Ref	Part No.	Part Description	Comments	Revision
	dwg01273	Image No.		
1.	890-831C	LEAD HARNESS W/TRAC HKUP 25FT		
2.	890-830C	WISHBONE WIRING HARNESS(SHORT)		
3.	890-828C	LIGHT ONE-WAY RED		
4.	890-829C	LIGHT TWO-WAY AMBER		
5.	890-826C	SAFETY LIGHT KIT (LONG LEAD)		

Lights (S/N GP-A1203A+)

(Applies to UT3030, UT5036, UT5042, UT5048, UT5052 only)



43274

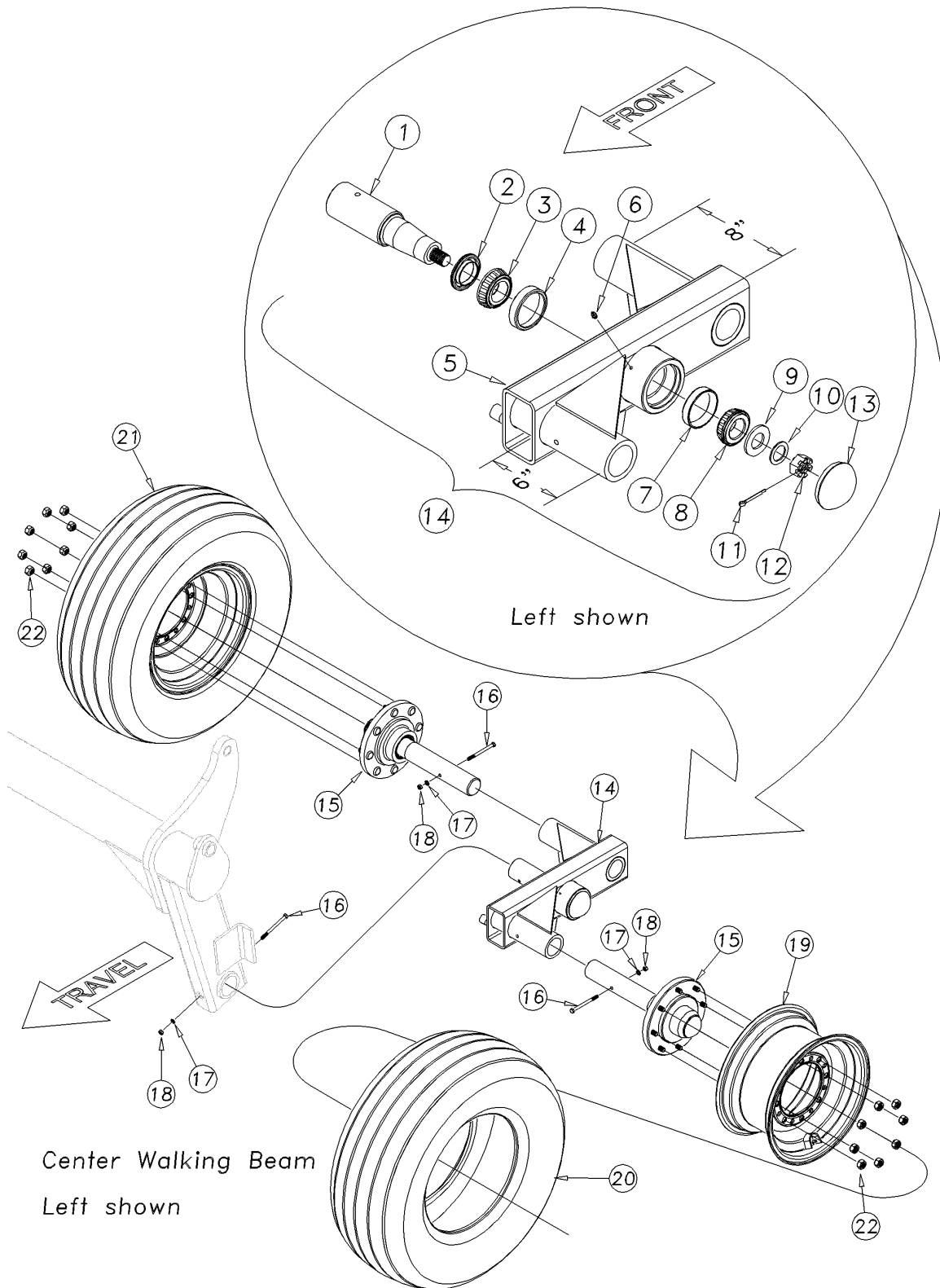
Lights (S/N GP-A1203A+)

(Applies to UT3030, UT5036, UT5042, UT5048, UT5052 only)

Ref	Part No.	Part Description	Comments	Revision
	dwg43274	Image No.		
1.	833-682C	AG LIGHT WIRING HRNSS-25' - LED		
2.	833-694C	LIGHT HRNSS ENHANCE MODULE LED		
3.	833-720C	WISHBONE WIRING HRNSS - SHRT LED		
4.	833-721C	PEDESTAL SAFETY LAMP RED LED		
5.	833-722C	PEDESTAL SAFETY LAMP AMBER LED		

Center Walking Beam, 3030 & 5036

(Applies to UT3030, UT5036 only)



00526

Center Walking Beam, 3030 & 5036

(Applies to UT3030, UT5036 only)

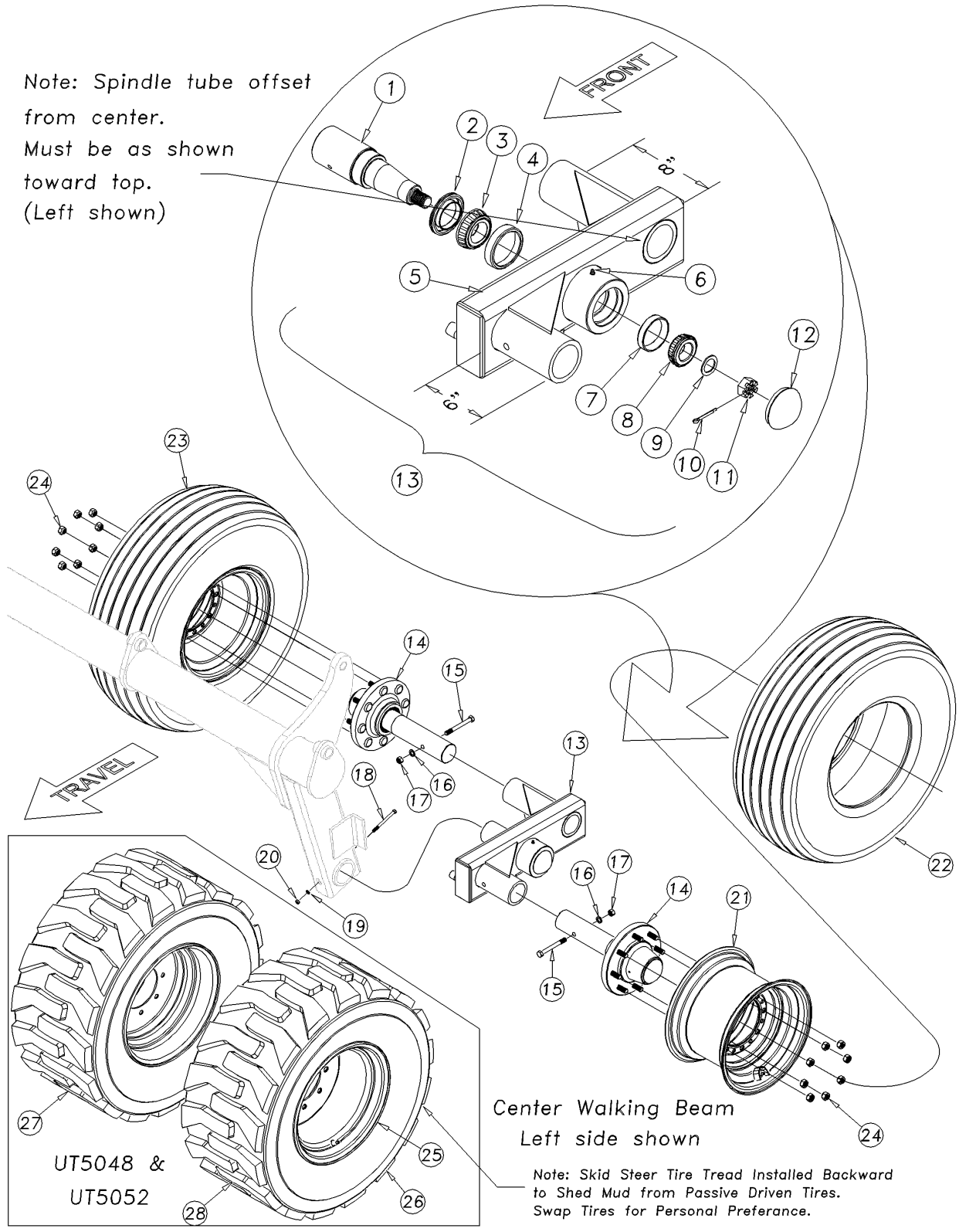
Ref	Part No.	Part Description	Comments	Revision
	dwg00526	Image No.		
1.	580-191D	PIVOT SPINDLE 2 1/2 X 10		
2.	816-573C	SEAL 2.50IDX3.251DX.47T		
3.	822-226C	BRG CONE 1.97ID JLM104948		
4.	822-225C	BRG CUP JLM104910		
5.	560-126H	WALKING BEAM		
6.	800-080C	GREASE ZERK 1/4-28 THD FORMING		
7.	822-053C	BRG CUP 2.89ODX.58WD #LM501310		
8.	822-048C	BRG CONE 1.62IDX.78WD#LM501349		
9.	804-193C	WASHER FLAT 7/8 GRD 8 2 1/4 OD		
10.	804-055C	WASHER SPINDLE - 7/8		
11.	805-089C	PIN COTTER 5/32 X 1 1/2 LONG		
12.	803-029C	NUT HEX SLOTTED 7/8-14 PLT		
13.	890-886C	GREASE CAP 3.153X1.468X.312		
14.	560-128L	WALKING BEAM ASSEMBLY CENTER	Includes items 1 thru 13	
15.	815-226C	HUB 8-BOLT SPNDL 2.25X16.5 458	See pg. 3-11 for parts	
16.	802-802C	HHCS 5/16-18X4 GR8 PLT	Revision date 6/20/05	Rev. 2
16.	802-279C	HHCS 5/16-18X4 GR5	Changed to 802-802C	Rev. 1
17.	804-009C	WASHER LOCK SPRING 5/16 PLT		
18.	803-008C	NUT HEX 5/16-18 PLT		
19.	814-222C	WHEEL 15X8 8 BOLT WHITE		
20.	814-226C	TIRE 11LX15 LOAD F		
21.	814-235C	TIRE/WHL 11LX15 LOAD F 8BLT WH	Includes items 19 & 20	
22.	803-219C	NUT LUG 5/8-18 X 90 DEG PLT		

Table of Contents Part Number Index

Center Walking Beam, 5042, 5048 (All S/N) 5052 (S/N A1118A-)

(Applies to UT5042, UT5048, UT5052 only)

Note: Spindle tube offset from center. Must be as shown toward top. (Left shown)



Center Walking Beam
Left side shown

Note: Skid Steer Tire Tread Installed Backward to Shed Mud from Passive Driven Tires. Swap Tires for Personal Preference.

00527

Center Walking Beam, 5042, 5048 (All S/N) 5052 (S/N A1118A-)

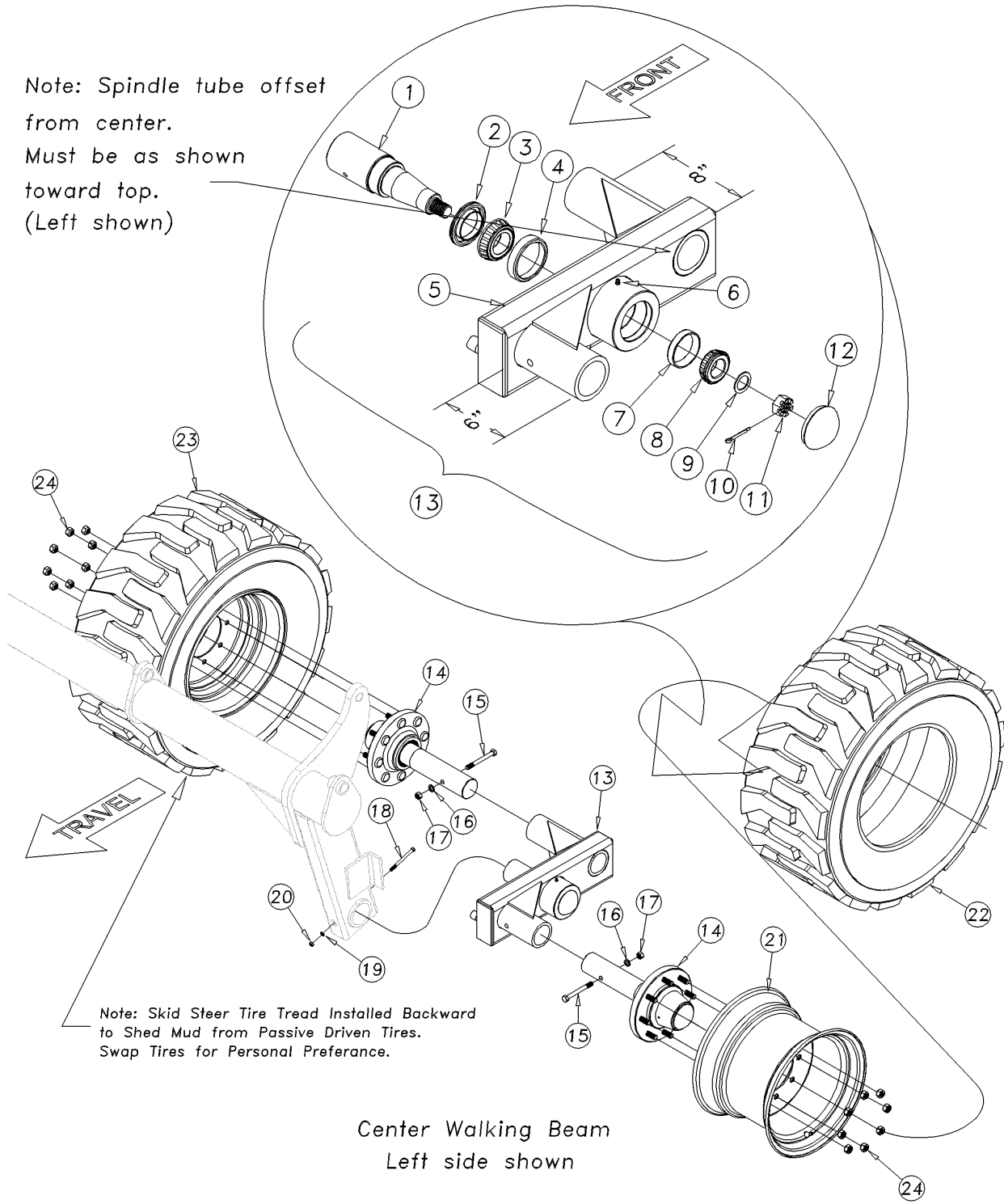
(Applies to UT5042, UT5048, UT5052 only)

Ref	Part No.	Part Description	Comments	Revision
	dwg00527	Image No.		
1.	570-054D	PIVOT SPINDLE 3 X 10 1/2		
2.	816-220C	SEAL OIL CR27362 3.75X2.75X.44		
3.	822-110C	BRG CONE 2.16ID JLM506849		
4.	822-109C	BRG CUP 3.54OD JLM506810		
5.	576-107H	CENTER WALKING BEAM RH	Assembled on left side (shown)	
5.	576-106H	CENTER WALKING BEAM LH	Assembled on right side	
6.	800-080C	GREASE ZERK 1/4-28 THD FORMING		
7.	822-053C	BRG CUP 2.89ODX.58WD #LM501310		
8.	822-048C	BRG CONE 1.62IDX.78WD#LM501349		
9.	148-404D	1 HARDENED SPINDLE WASHER		
10.	805-017C	PIN COTTER 3/16 X 1 3/4 PLT		
11.	803-095C	NUT HEX SLOTTED 1-14		
12.	890-277C	GREASE CAP 3.125 X .38		
13.	576-109L	CENTER WALKING BEAM RH ASSY	Includes items 1 thru 12 (shown)	
13.	576-108L	CENTER WALKING BEAM LH ASSY	Includes items 1 thru 12	
14.	815-251C	HUB 8-BOLT SPINDLE 2.75X17 608	UT5042 See pg. 3-9 for parts	
14.	815-252C	HUB 8-BOLT SPINDLE 2.75X19 608	UT5048 & UT5052 See pg. 3-11	
15.	802-413C	HHCS 1/2-13X4 1/2 GR5		
16.	804-015C	WASHER LOCK SPRING 1/2 PLT		
17.	803-020C	NUT HEX 1/2-13 PLT		
18.	802-803C	HHCS 5/16-18X4 1/2 GR8 PLT	Revision date 6/20/05	Rev. 2
18.	802-474C	HHCS 5/16-18X4 1/2 GR5	Changed to 802-803C	Rev. 1
19.	804-009C	WASHER LOCK SPRING 5/16 PLT		
20.	803-008C	NUT HEX 5/16-18 PLT		
21.	814-223C	WHEEL 15X10 8 BOLT WHITE	Model UT5042	
22.	814-227C	TIRE 12.5LX15 LOAD F	Model UT5042	
23.	814-236C	TIRE/WHL 12.5LX15 LD F WHT GYR	Includes items 21 & 22	
24.	803-219C	NUT LUG 5/8-18 X 90 DEG PLT		
25.	814-251C	WHEEL 16.5X12 8BOLT 6PILOT WHT	Model UT5048 UT5052	
26.	814-206C	TIRE SKID ST 395/55B16.5 NHS	Model UT5048 UT5052	
27.	814-249C	RH T/WHL 395/55B16.5 SKID8 WHT	Include items 25 & 26	
28.	814-250C	LH T/WHL 395/55B16.5 SKID8 WHT	Include items 25 & 26	

[Table of Contents](#) [Part Number Index](#)

Center Walking Beam, 5052 (S/N A1119A+ thru S/N A1197A-)

(Applies to UT5052 only)



01012

Center Walking Beam, 5052 (S/N A1119A+ thru S/N A1197A-)

(Applies to UT5052 only)

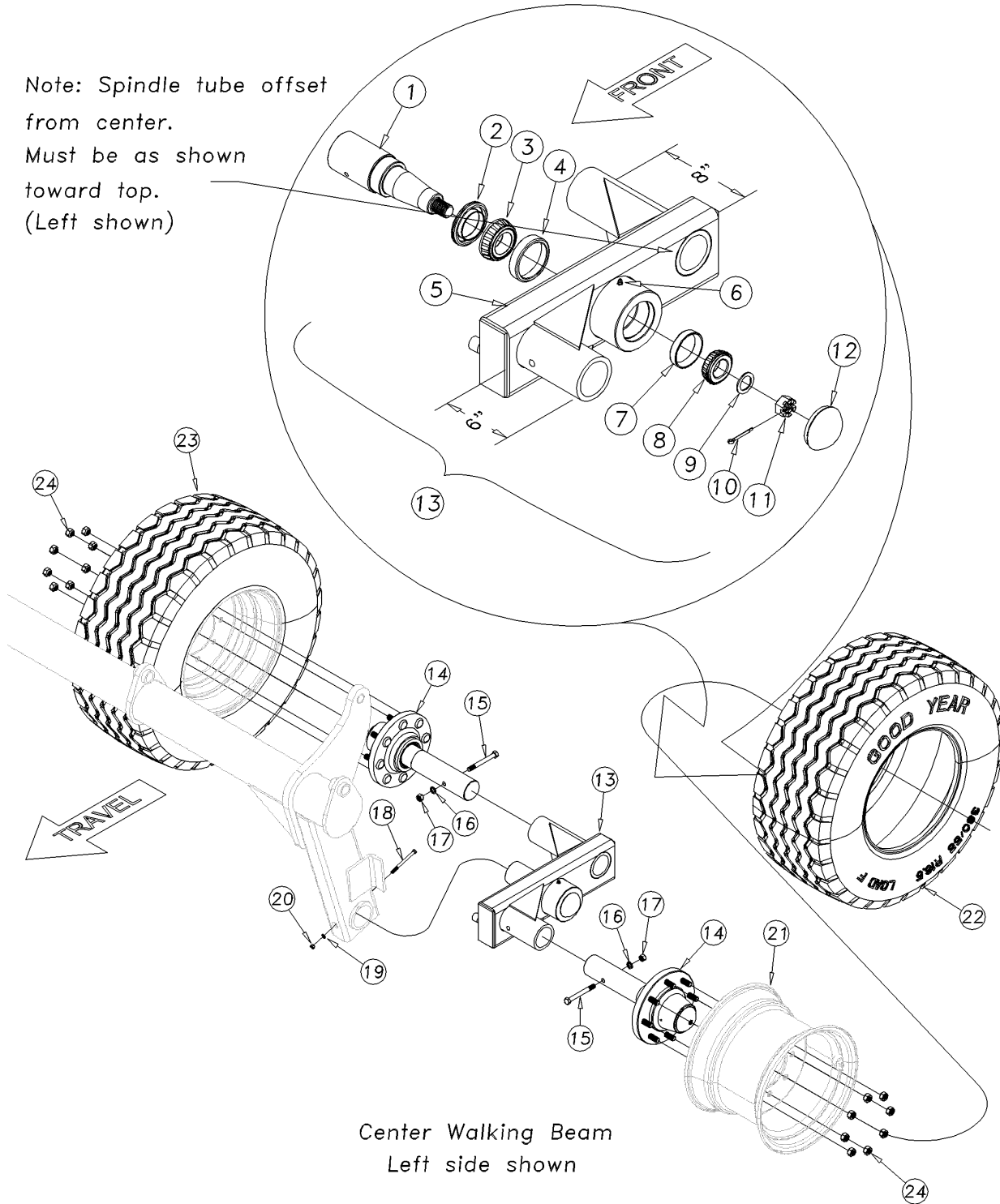
Ref	Part No.	Part Description	Comments	Revision
	dwg41012	Image No.		
1.	570-054D	PIVOT SPINDLE 3 X 10 1/2		
2.	816-581C	SEAL OIL TCM #27383TB		
3.	822-230C	BRG CONE 2.17ID JM207049		
4.	822-229C	BRG CUP JM207010		
5.	576-138H	CENTER WALKING BEAM LH	(shown)	
5.	576-139H	CENTER WALKING BEAM RH		
6.	800-080C	GREASE ZERK 1/4-28 THD FORMING		
7.	822-234C	BRG CUP TIMKEN #26823		
8.	822-048C	BRG CONE 1.62IDX.78WD#LM501349		
9.	148-404D	1 HARDENED SPINDLE WASHER		
10.	805-017C	PIN COTTER 3/16 X 1 3/4 PLT		
11.	803-095C	NUT HEX SLOTTED 1-14		
12.	890-277C	GREASE CAP 3.125 X .38		
13.	576-140L	CENTER WALKING BEAM LH ASSY	Includes items 1 thru 12 (shown)	
13.	576-141L	CENTER WALKING BEAM RH ASSY	Includes items 1 thru 12	
14.	815-252C	HUB 8-BOLT SPINDLE 2.75X19 608	See 8-Bolt hub & spindle, part 2	
15.	802-413C	HHCS 1/2-13X4 1/2 GR5		
16.	804-015C	WASHER LOCK SPRING 1/2 PLT		
17.	803-020C	NUT HEX 1/2-13 PLT		
18.	802-803C	HHCS 5/16-18X4 1/2 GR8 PLT		
19.	804-009C	WASHER LOCK SPRING 5/16 PLT		
20.	803-008C	NUT HEX 5/16-18 PLT		
21.	814-251C	WHEEL 16.5X12 8BOLT 6PILOT WHT		
22.	814-206C	TIRE SKID ST 395/55B16.5 NHS		
23.	814-249C	RH T/WHL 395/55B16.5 SKID8 WHT	Include items 21 & 22 (shown)	
23.	814-250C	LH T/WHL 395/55B16.5 SKID8 WHT	Include items 21 & 22	
24.	803-219C	NUT LUG 5/8-18 X 90 DEG PLT		

[Table of Contents](#) [Part Number Index](#)

Center Walking Beam, 5052 (S/N A1198A+)

(Applies to UT5052 only)

Note: Spindle tube offset from center. Must be as shown toward top. (Left shown)



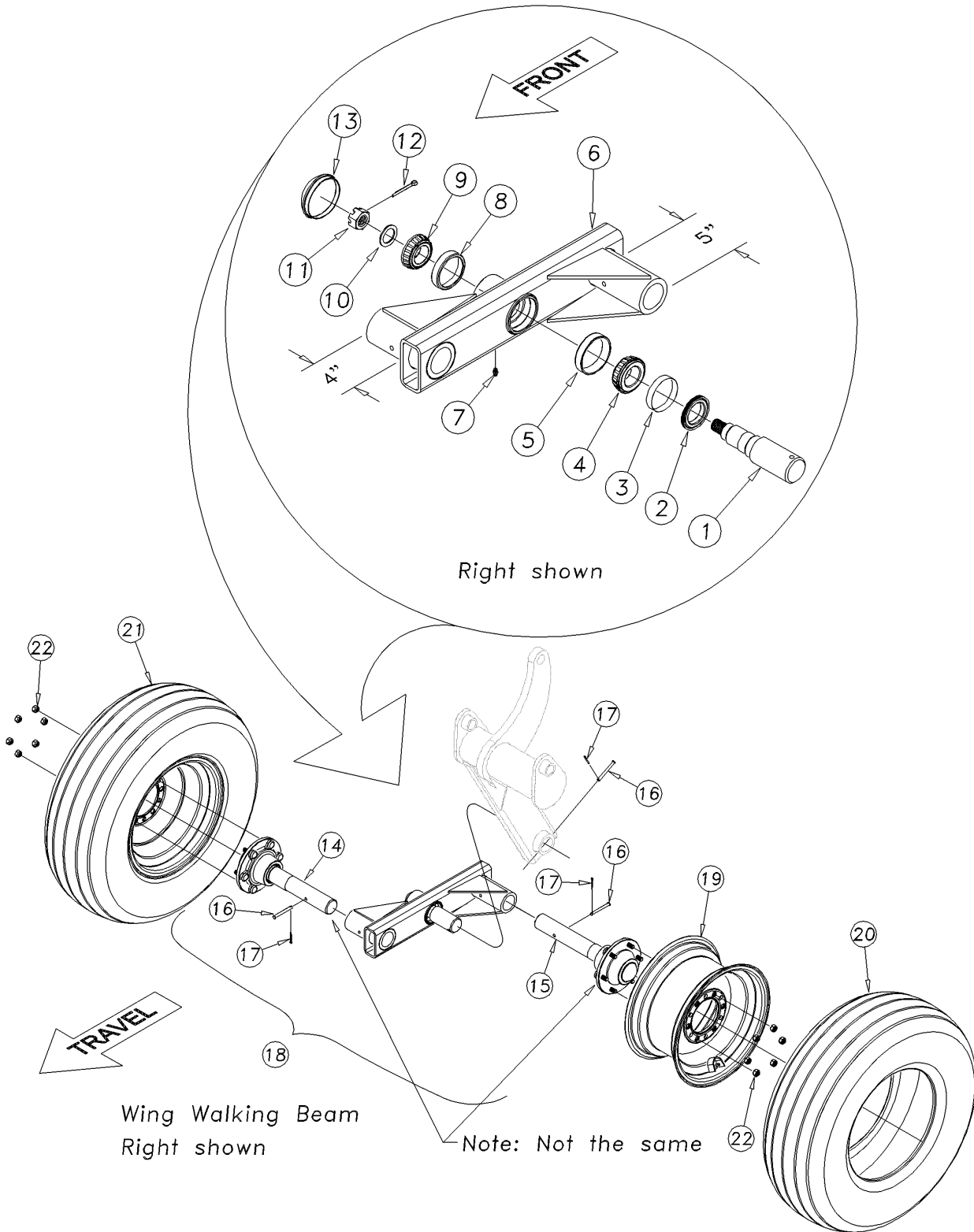
Center Walking Beam, 5052 (S/N A1198A+)

(Applies to UT5052 only)

Ref	Part No.	Part Description	Comments	Revision
	dwg43176	Image No.		
1.	570-054D	PIVOT SPINDLE 3 X 10 1/2		
2.	816-581C	SEAL OIL TCM #27383TB		
3.	822-230C	BRG CONE 2.17ID JM207049		
4.	822-229C	BRG CUP JM207010		
5.	576-138H	CENTER WALKING BEAM LH	(shown)	
5.	576-139H	CENTER WALKING BEAM RH		
6.	800-080C	GREASE ZERK 1/4-28 THD FORMING		
7.	822-234C	BRG CUP TIMKEN #26823		
8.	822-048C	BRG CONE 1.62IDX.78WD#LM501349		
9.	148-404D	1 HARDENED SPINDLE WASHER		
10.	805-017C	PIN COTTER 3/16 X 1 3/4 PLT		
11.	803-095C	NUT HEX SLOTTED 1-14		
12.	890-277C	GREASE CAP 3.125 X .38		
13.	576-140L	CENTER WALKING BEAM LH ASSY	Includes items 1 thru 12 (shown)	
13.	576-141L	CENTER WALKING BEAM RH ASSY	Includes items 1 thru 12	
14.	815-252C	HUB 8-BOLT SPINDLE 2.75X19 608	See 8-Bolt hub & spindle, part 2	
15.	802-413C	HHCS 1/2-13X4 1/2 GR5		
16.	804-015C	WASHER LOCK SPRING 1/2 PLT		
17.	803-020C	NUT HEX 1/2-13 PLT		
18.	802-803C	HHCS 5/16-18X4 1/2 GR8 PLT		
19.	804-009C	WASHER LOCK SPRING 5/16 PLT		
20.	803-008C	NUT HEX 5/16-18 PLT		
21.	814-291C	WHEEL 16.5X12 8BOLT 6PILOT WHT		
22.	814-387C	TIRE TITAN 380/55R16.5		
23.	814-388C	TIRE/WHL 380/55R16.5 OFF WT	Include items 21 & 22	
24.	803-219C	NUT LUG 5/8-18 X 90 DEG PLT		

Wing Walking Beam Assembly

(Applies to UT3030, UT5036, UT5042, UT5048, UT5052 only)



00528

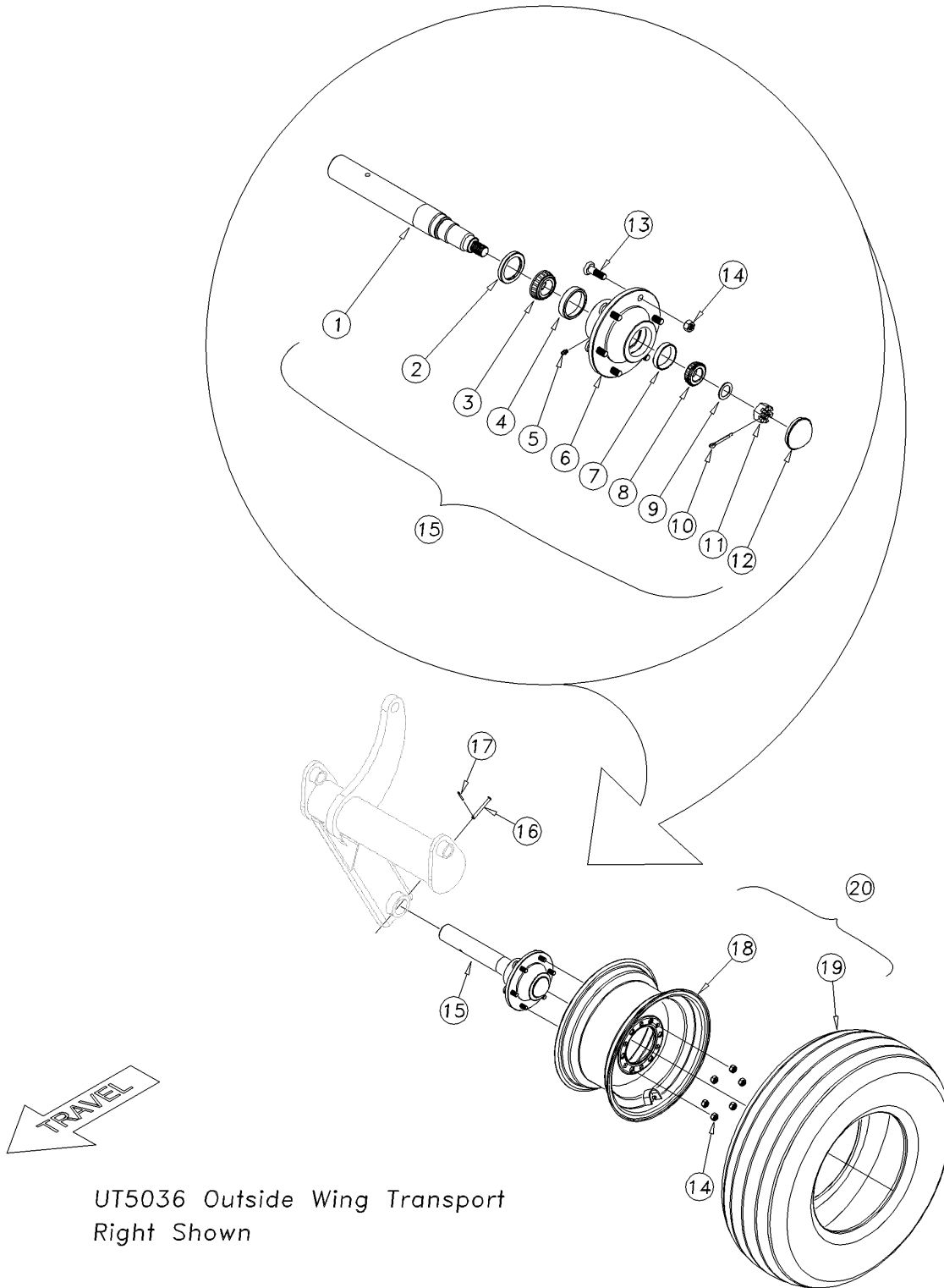
Wing Walking Beam Assembly

(Applies to UT3030, UT5036, UT5042, UT5048, UT5052 only)

Ref	Part No.	Part Description	Comments	Revision
	dwg00528	Image No.		
1.	550-015D	PIVOT SPINDLE 2X8 1/16		
2.	816-398C	SEAL (CR16286)		
3.	816-396C	SEAL SLEEVE (CR081071)		
4.	822-198C	INNER CONE, JL69349		
5.	822-197C	INNER CUP JL69310		
6.	560-035H	WALKING BEAM		
7.	800-080C	GREASE ZERK 1/4-28 THD FORMING		
8.	822-020C	BEARING CUP LM-67010		
9.	822-021C	BEARING CONE LM-67048		
10.	804-055C	WASHER SPINDLE - 7/8		
11.	803-029C	NUT HEX SLOTTED 7/8-14 PLT		
12.	805-089C	PIN COTTER 5/32 X 1 1/2 LONG		
13.	890-781C	GREASE CAP 2.448X1.12X.25		
14.	815-223C	HUB 6-BOLT SPINDLE 2X15 890		
15.	815-224C	HUB 6-BOLT SPINDLE 2X16 890		
16.	805-324C	PIN CLEVIS 5/16X2 13/16 USABLE		
17.	805-363C	PIN COTTER 1/8 X 1		
18.	576-018L	WALKING BEAM HUB ASSEMBLY		
19.	814-221C	WHEEL 15X8 6 BOLT WHITE		
20.	814-038C	TIRE 11L-15 X 8 PLY		
21.	814-232C	TIRE/WHL 11LX15 8PLY 6BLT WHT		
22.	803-061C	NUT LUG 9/16-18 X 90 PLT		
22.	803-017C	NUT LUG 1/2-20X90DEG PLT 13/16		

Outside Wing Transport, 5036

(Applies to UT5036 only)



00529

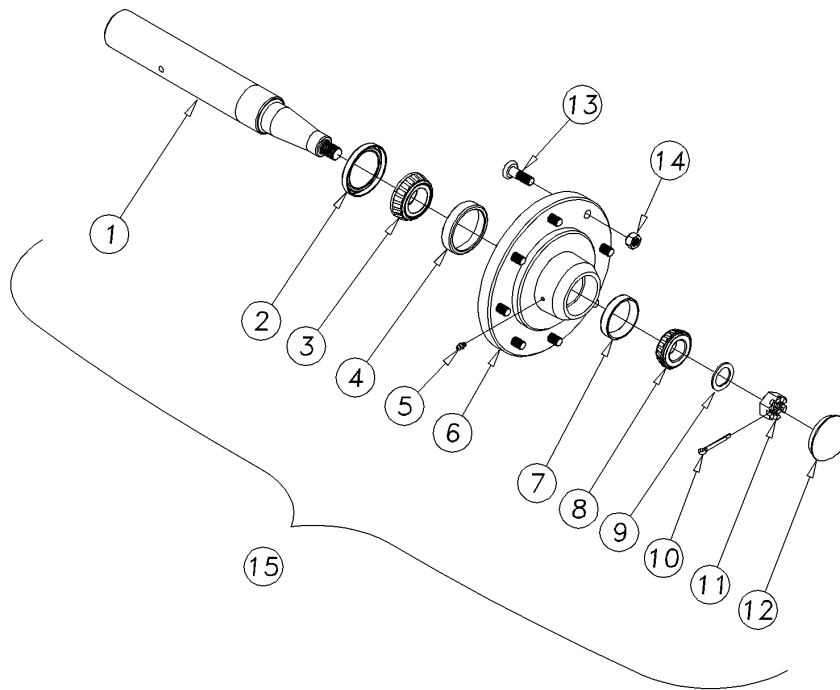
Outside Wing Transport, 5036

(Applies to UT5036 only)

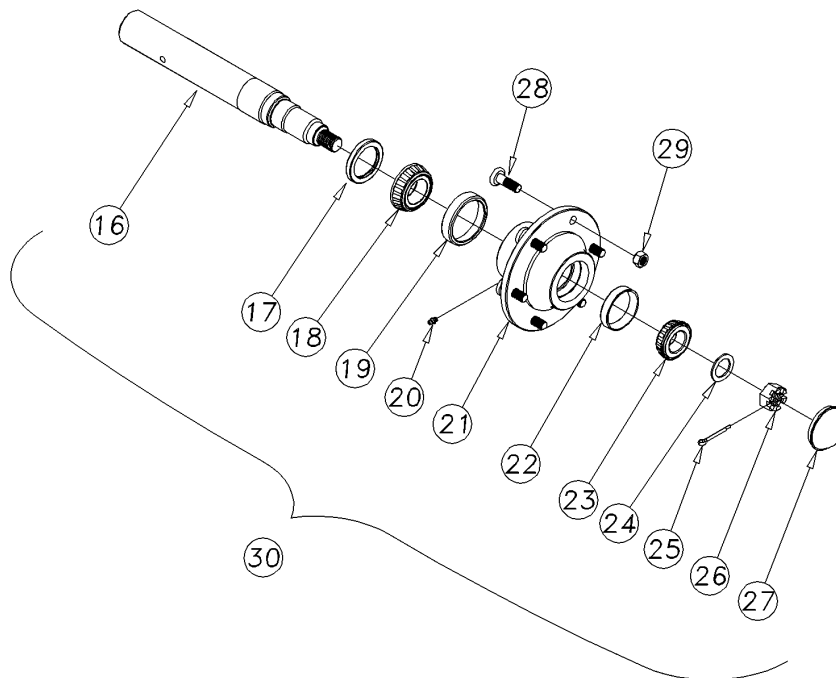
Ref	Part No.	Part Description	Comments	Revision
	dwg00529	Image No.		
1.	550-020D	AXLE SPINDLE 2X16 (Q783)		
2.	816-426C	SEAL GREASE 6-BLT HD HUB W-783		
3.	822-048C	BRG CONE 1.62IDX.78WD#LM501349		
4.	822-053C	BRG CUP 2.89ODX.58WD #LM501310		
5.	800-130C	ZERK GREASE STRAIGHT 1/8-27MPT		
6.	815-193C	HUB 890 W/CUPS 6-BOLTS 6" BC	Revision date 6/29/05	Rev. 1
7.	822-020C	BEARING CUP LM-67010		
8.	822-021C	BEARING CONE LM-67048		
9.	804-055C	WASHER SPINDLE - 7/8		
10.	805-089C	PIN COTTER 5/32 X 1 1/2 LONG		
11.	803-029C	NUT HEX SLOTTED 7/8-14 PLT		
12.	890-781C	GREASE CAP 2.448X1.12X.25		
13.	802-799C	HUB STUD 9/16-18X2 1/8 J1102	Revision date 6/29/05	Rev. 2
13.	802-135C	HUB STUD 1/2-20X1 5/8 GR5	Changed to 802-799C	Rev. 1
14.	803-061C	NUT LUG 9/16-18 X 90 PLT	Revision date 6/29/05	Rev. 2
14.	803-017C	NUT LUG 1/2-20X90DEG PLT 13/16	Changed to 803-061C	Rev. 1
15.	815-224C	HUB 6-BOLT SPINDLE 2X16 890	Includes items 1 thru 14	
16.	805-324C	PIN CLEVIS 5/16X2 13/16 USABLE		
17.	805-363C	PIN COTTER 1/8 X 1		
18.	814-221C	WHEEL 15X8 6 BOLT WHITE		
19.	814-038C	TIRE 11L-15 X 8 PLY		
20.	814-232C	TIRE/WHL 11LX15 8PLY 6BLT WHT	Includes items 18 & 19	

8 & 6-Bolt Heavy Hub & Spindle Assembly (Part 1)

(Applies to UT3030, UT5036, UT5042, UT5048, UT5052 only)



8-Bolt Hub & Spindle Assembly



6-Bolt Heavy Hub & Spindle Assembly

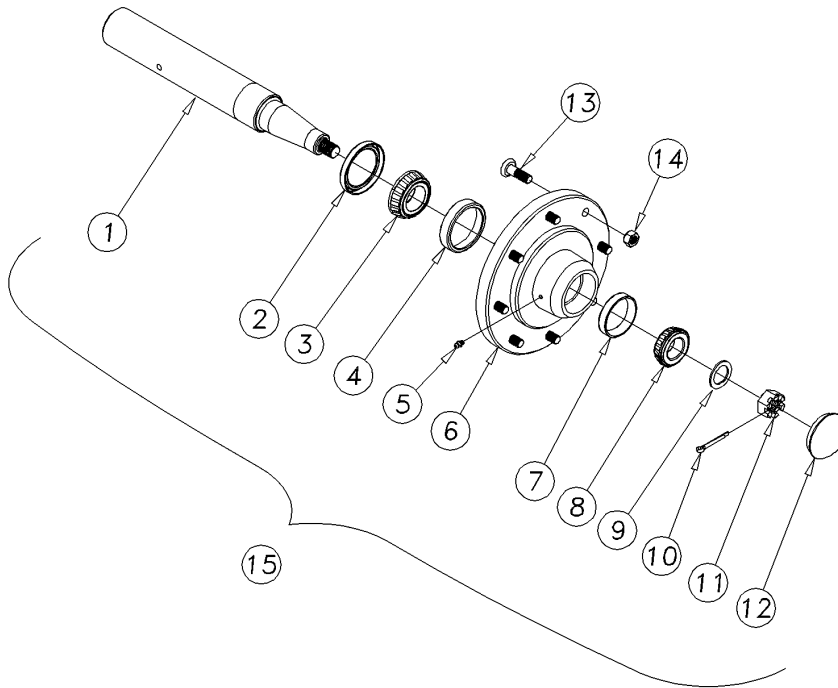
8 & 6-Bolt Heavy Hub & Spindle Assembly (Part 1)

(Applies to UT3030, UT5036, UT5042, UT5048, UT5052 only)

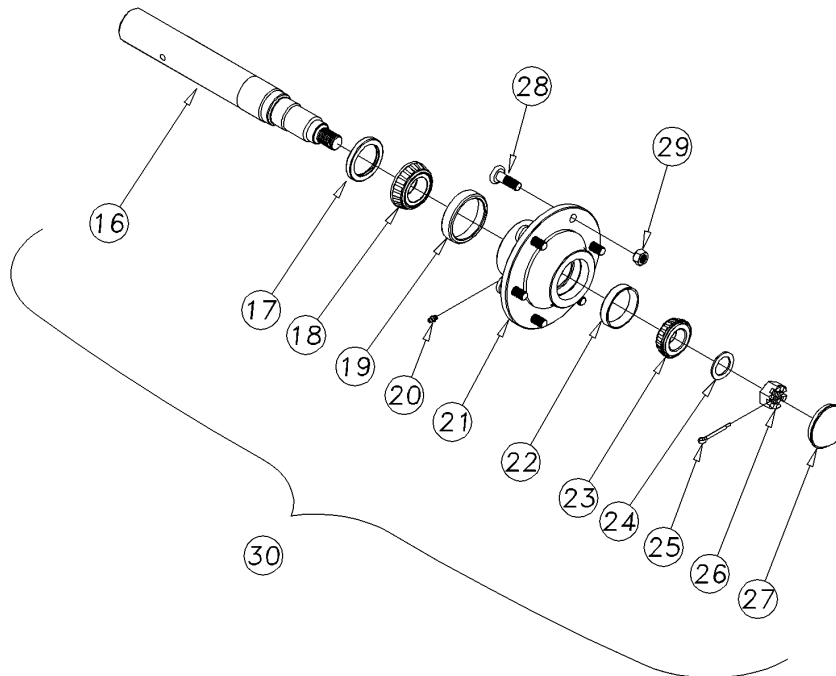
Ref	Part No.	Part Description	Comments	Revision
	dwg00241	Image No.		
1.	560-236D	AXLE SPINDLE 2.25X16.5 Q45-8B		
2.	816-529C	HUB SEAL Q458 (TCM 223063TB-H)		Rev. 2
2.	816-445C	REP BY 816-529C	Changed to 816-529C	Rev. 1
3.	822-169C	820-293C 1.78ID LM603049		
4.	822-168C	BRG CUP 3.06OD LM603011		
5.	800-130C	ZERK GREASE STRAIGHT 1/8-27MPT		
6.	815-229C	HUB 458 W/CUPS 8-BOLTS 8" BC		
7.	822-020C	BEARING CUP LM-67010		
8.	822-021C	BEARING CONE LM-67048		
9.	804-008C	WASHER FLAT 3/4 HARD USS		
10.	805-089C	PIN COTTER 5/32 X 1 1/2 LONG		
11.	803-053C	NUT HEX SLOTTED 3/4-16		
12.	890-781C	GREASE CAP 2.448X1.12X.25		
13.	802-182C	HUB STUD 5/8-18X2 1/2 GR5		
14.	803-219C	NUT LUG 5/8-18 X 90 DEG PLT		
15.	815-226C	HUB 8-BOLT SPNDL 2.25X16.5 458	Items 1 thru 14, UT3030 & 5036 Center	

8 & 6-Bolt Heavy Hub & Spindle Assembly (Part 2)

(Applies to UT3030, UT5036, UT5042, UT5048, UT5052 only)



8-Bolt Hub & Spindle Assembly



6-Bolt Heavy Hub & Spindle Assembly

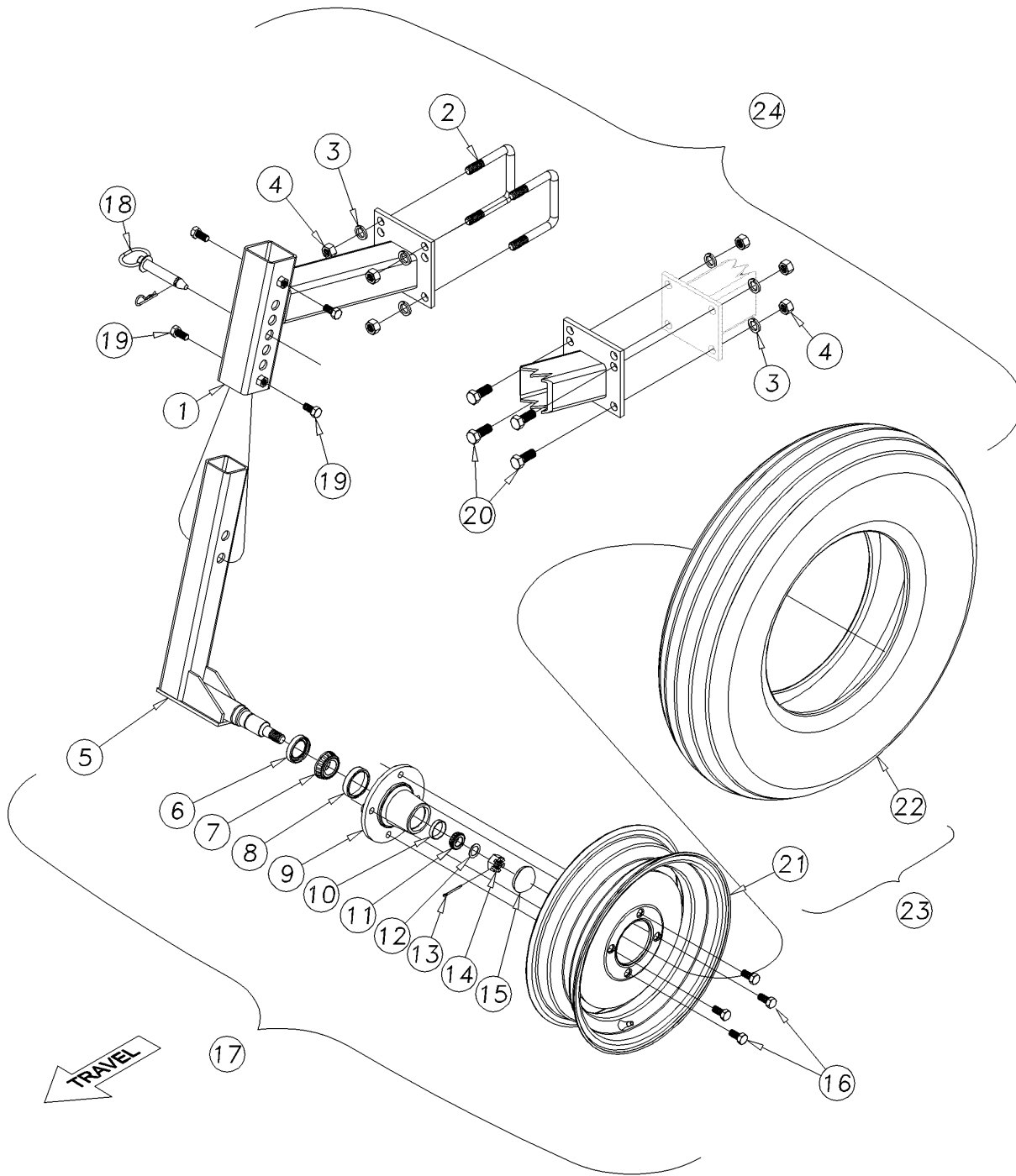
8 & 6-Bolt Heavy Hub & Spindle Assembly (Part 2)

(Applies to UT3030, UT5036, UT5042, UT5048, UT5052 only)

Ref	Part No.	Part Description	Comments	Revision
	dwg00241	Image No.		
1.	576-114D	AXLE SPINDLE 2 3/4X17 (Q60-8)		
1.	576-115D	AXLE SPINDLE 2 3/4X19 (Q60-8)		
2.	816-220C	SEAL OIL CR27362 3.75X2.75X.44		
3.	822-110C	BRG CONE 2.16ID JLM506849		
4.	822-109C	BRG CUP 3.54OD JLM506810		
5.	800-130C	ZERK GREASE STRAIGHT 1/8-27MPT		
6.	815-164C	HUB 608 W/CUPS 8-BOLTS 8" BC		
7.	822-053C	BRG CUP 2.89ODX.58WD #LM501310		
8.	822-048C	BRG CONE 1.62IDX.78WD#LM501349		
9.	148-404D	1 HARDENED SPINDLE WASHER		
10.	805-017C	PIN COTTER 3/16 X 1 3/4 PLT		
11.	803-095C	NUT HEX SLOTTED 1-14		
12.	890-277C	GREASE CAP 3.125 X .38		
13.	802-182C	HUB STUD 5/8-18X2 1/2 GR5		
14.	803-219C	NUT LUG 5/8-18 X 90 DEG PLT		
15.	815-251C	HUB 8-BOLT SPINDLE 2.75X17 608	Items 1 thru 14, UT5042 Center	
15.	815-252C	HUB 8-BOLT SPINDLE 2.75X19 608	Items 1 thru 14, UT5048 & 5052 Center	
16.	560-243D	AXLE SPINDLE 2X15 (Q783)		
16.	550-020D	AXLE SPINDLE 2X16 (Q783)		
17.	816-426C	SEAL GREASE 6-BLT HD HUB W-783		
18.	822-048C	BRG CONE 1.62IDX.78WD#LM501349		
19.	822-053C	BRG CUP 2.89ODX.58WD #LM501310		
20.	800-130C	ZERK GREASE STRAIGHT 1/8-27MPT		
21.	815-193C	HUB 890 W/CUPS 6-BOLTS 6" BC		Rev. 1
22.	822-020C	BEARING CUP LM-67010		
23.	822-021C	BEARING CONE LM-67048		
24.	804-055C	WASHER SPINDLE - 7/8		
25.	805-089C	PIN COTTER 5/32 X 1 1/2 LONG		
26.	803-029C	NUT HEX SLOTTED 7/8-14 PLT		
27.	890-781C	GREASE CAP 2.448X1.12X.25		
28.	802-799C	HUB STUD 9/16-18X2 1/8 J1102	Revision date 6/29/05	Rev. 2
28.	802-135C	HUB STUD 1/2-20X1 5/8 GR5	Changed to 802-799C	Rev. 1
29.	803-061C	NUT LUG 9/16-18 X 90 PLT	Revision date 6/29/05	Rev. 2
29.	803-017C	NUT LUG 1/2-20X90DEG PLT 13/16	Changed to 803-061C	Rev. 1
30.	815-223C	HUB 6-BOLT SPINDLE 2X15 890	Items 16 thru 29, Front side of walking tandems	
30.	815-224C	HUB 6-BOLT SPINDLE 2X16 890	Items 16 thru 29, Back side of walking tandems	

Front Gauge Wheel Assembly

(Applies to UT3030, UT5036 only)



00011

Front Gauge Wheel Assembly

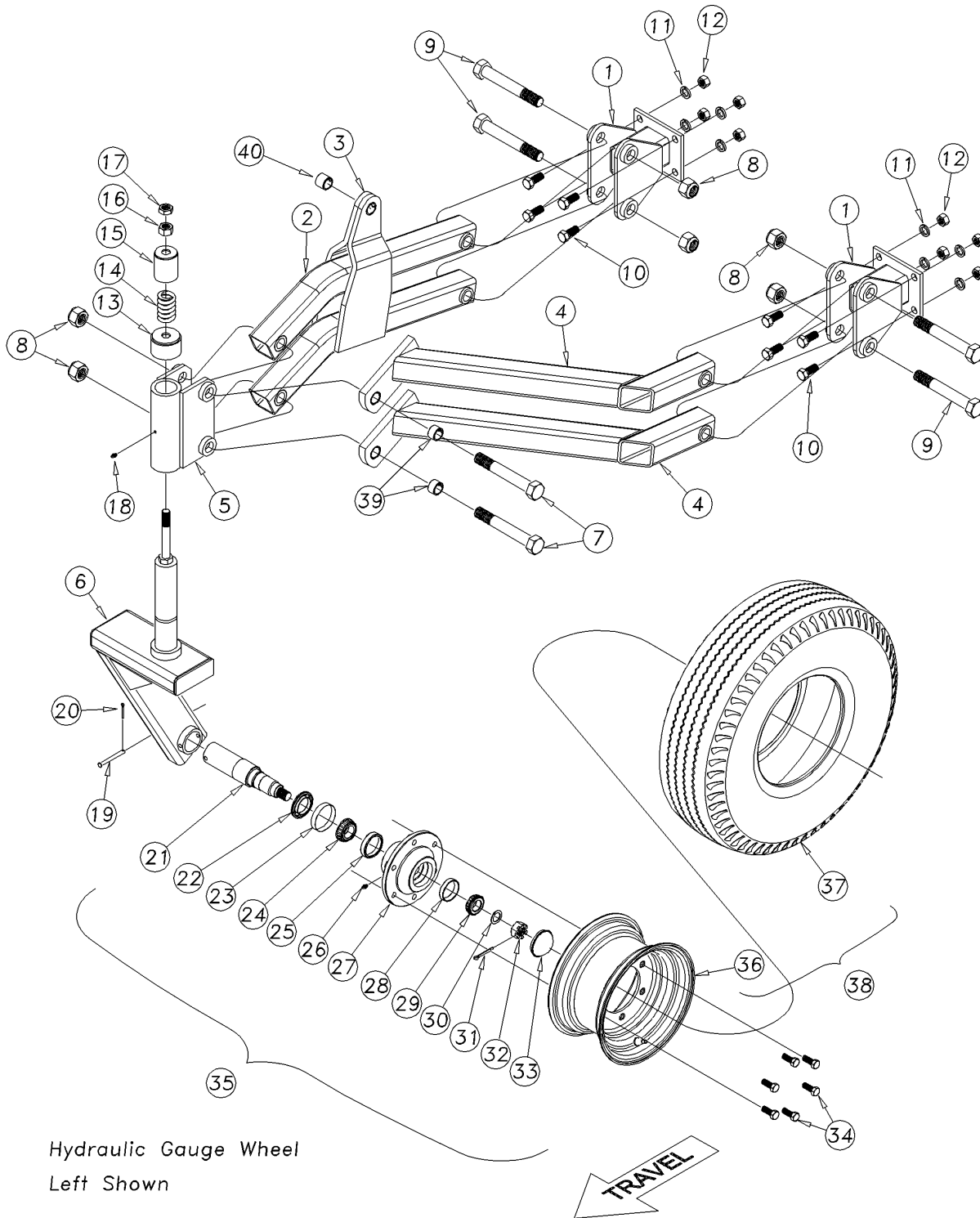
(Applies to UT3030, UT5036 only)

Ref	Part No.	Part Description	Comments	Revision
	dwg 00011	Image No.		
1.	570-196H	GAUGE WHEEL BRACKET		
2.	806-179C	U-BOLT 5/8-11X4 1/32X4 1/4		
3.	804-022C	WASHER LOCK SPRING 5/8 PLT		
4.	803-021C	NUT HEX 5/8-11 PLT		
5.	570-195H	GAUGE WHEEL ARM		
6.	816-498C	SEAL GREASE 4-BLT 633 HUB		
7.	822-021C	BEARING CONE LM-67048		
8.	822-020C	BEARING CUP LM-67010		
9.	815-262C	HUB 633 W/CUPS 4-BOLTS 5" BC		
10.	822-050C	BRG CUP 1.78ODX.46WD #LM11910		
11.	822-045C	BRG CONE .75IDX.65WD #LM11949		
12.	804-093C	WASHER 3/4 HARDENED STEEL		
13.	805-109C	PIN COTTER 1/8 X 1 1/4 PLT		
14.	803-053C	NUT HEX SLOTTED 3/4-16		
15.	890-887C	GREASE CAP 1.956X.937X.312		
16.	802-104C	BOLT WHEEL 1/2-20X1 90-DEG		
17.	570-194S	GAUGE WHEEL ARM/HUB ASSEMBLY	Includes items 5 thru 16	
18.	805-081C	PIN HITCH 3/4 X 4 3/8		Rev. 2
18.	805-195C	PIN HITCH 3/4 X 5 1/4 USEABLE	Changed to 805-081C	Rev. 1
19.	802-034C	HHCS 1/2-13X1 1/4 GR5		
20.	802-051C	HHCS 5/8-11X1 1/2 GR5		
21.	814-218C	WHEEL 15X4.5 4 BOLT WHITE		
22.	814-180C	TIRE 6.70L-15 4 PLY		
23.	814-228C	TIRE/WHEEL 6.70X15 4 PLY WHITE	Includes items 21 & 22	
24.	570-183A	GAUGE WHEEL W/ TIRES	(pair) Includes items 1 thru 22	
24.	570-182A	GAUGE WHEEL W/O TIRES	(pair) Includes items 1 thru 20	

[Table of Contents](#) [Part Number Index](#)

Hydraulic Gauge Wheel Assembly (S/N A1118A-)

(Applies to UT5042, UT5048, UT5052 only)



00456

Hydraulic Gauge Wheel Assembly (S/N A1118A-)

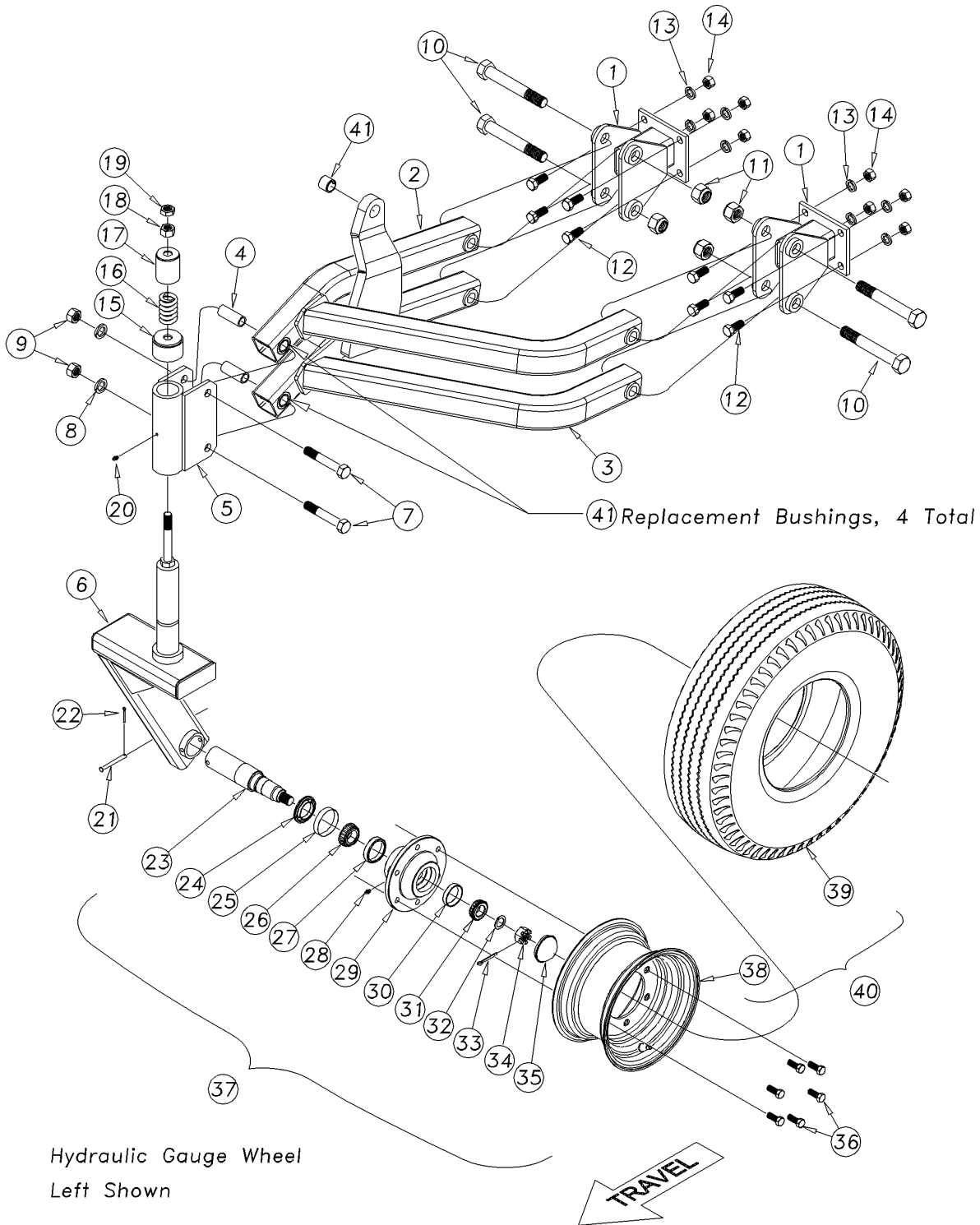
(Applies to UT5042, UT5048, UT5052 only)

Ref	Part No.	Part Description	Comments	Revision
	dwg00456	Image No.		
1.	550-110H	GAUGE WHEEL ARM MOUNT CLEVIS		
2.	550-101H	LINKAGE ARM		
3.	550-102H	LINKAGE ARM W/LEVER		
4.	550-158H	HYD GAUGE WHEEL BRACE RH		
4.	550-096H	HYD GAUGE WHEEL BRACE LH	(shown)	
5.	550-090H	PIVOT BRACKET		
6.	550-109H	GAUGE WHEEL ARM RH		Rev. 1
6.	550-111H	GAUGE WHEEL ARM LH	(shown)	Rev. 1
7.	802-075C	HHCS 1-8X7 GR5		
8.	803-038C	NUT HEX 1-8 NYLON INSERT PLT		
9.	802-357C	HHCS 1-8X6 GR5		
10.	802-051C	HHCS 5/8-11X1 1/2 GR5		
11.	804-022C	WASHER LOCK SPRING 5/8 PLT		
12.	803-021C	NUT HEX 5/8-11 PLT		
13.	550-108H	FRICTION CAP		
14.	DA0057A	SPRING, TOP, HEAVY		
15.	550-116H	SPRING COVER		
16.	803-027C	NUT HEX 3/4-10 PLT		
17.	803-048C	NUT HEX JAM 3/4-10 PLT		
18.	800-080C	GREASE ZERK 1/4-28 THD FORMING		
19.	805-324C	PIN CLEVIS 5/16X2 13/16 USABLE		
20.	805-363C	PIN COTTER 1/8 X 1		
21.	550-016D	9 7/8 SPINDLE (Q888)		
22.	816-398C	SEAL (CR16286)		
23.	816-396C	SEAL SLEEVE (CR081071)		
24.	822-198C	INNER CONE, JL69349		
25.	822-197C	INNER CUP JL69310		
26.	800-130C	ZERK GREASE STRAIGHT 1/8-27MPT		
27.	815-142C	HUB 888 W/CUPS 6-BOLTS 6" BC		
28.	822-020C	BEARING CUP LM-67010		
29.	822-021C	BEARING CONE LM-67048		
30.	804-055C	WASHER SPINDLE - 7/8		
31.	805-089C	PIN COTTER 5/32 X 1 1/2 LONG		
32.	803-029C	NUT HEX SLOTTED 7/8-14 PLT		
33.	890-781C	GREASE CAP 2.448X1.12X.25		
34.	802-632C	WHEEL BOLT 1/2-20X1 1/4 GR5		
35.	815-219C	HUB 6-BOLT SPINDLE 2X9.88 888	Includes items 21 thru 34	
36.	814-219C	WHEEL 10X6 6/6 4.62 PH.18INSET		
37.	814-224C	TIRE 7.50X10 10 PLY		
38.	814-229C	TIRE/WHL 7.5X10 10PLY W/TB WHT	Includes items 36 & 37	
39.	890-143C	1 1/4 X 1 X 3/4 HDR BUSHING		
40.	890-005C	BUSHING CYL 1 1/4 X 1 X 1		

Table of Contents Part Number Index

Hydraulic Gauge Wheel Assembly (S/N A1119A+)

(Applies to UT5042, UT5048, UT5052 only)



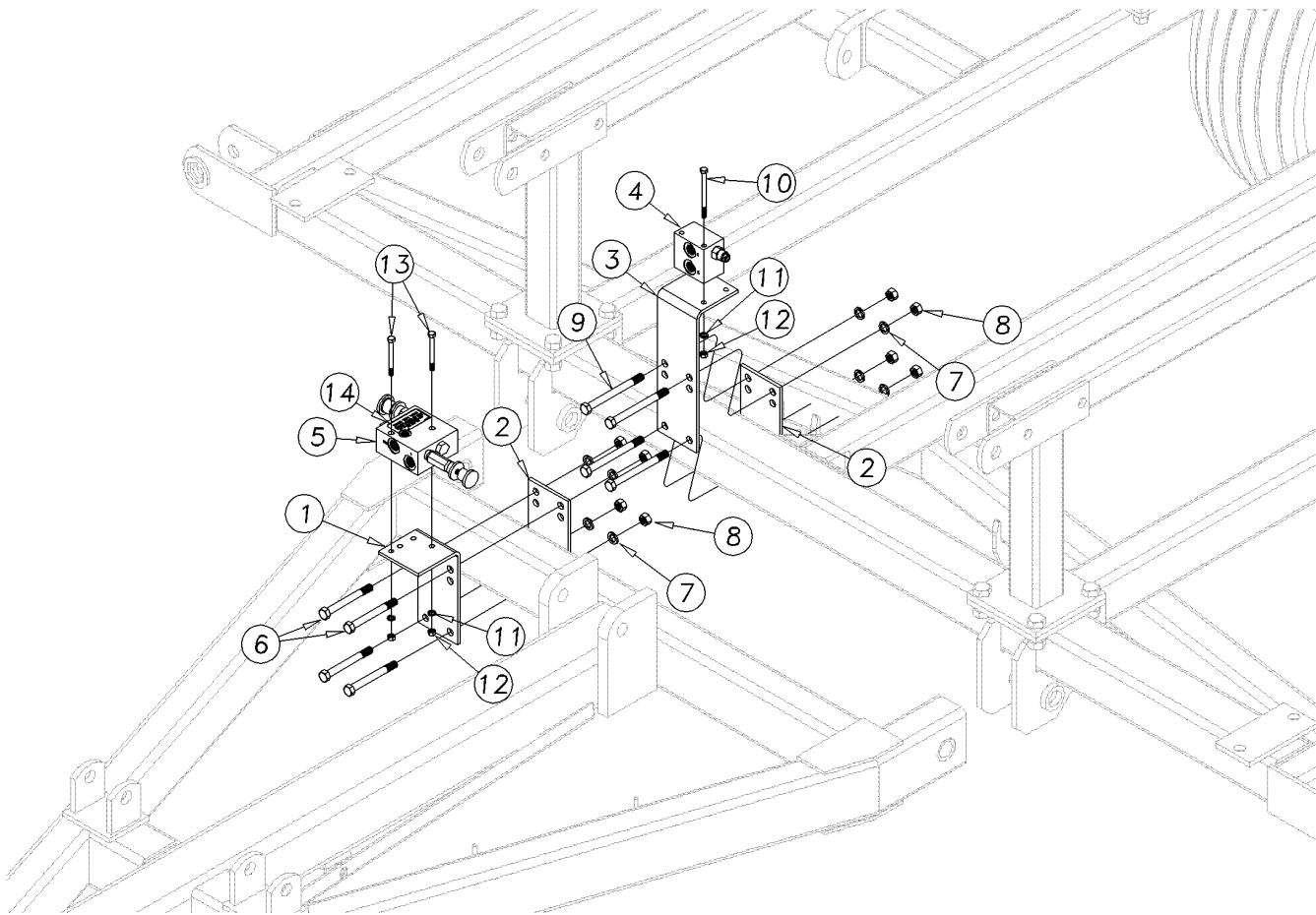
Hydraulic Gauge Wheel Assembly (S/N A1119A+)

(Applies to UT5042, UT5048, UT5052 only)

Ref	Part No.	Part Description	Comments	Revision
	dwg00981	Image No.		
1.	550-110H	GAUGE WHEEL ARM MOUNT CLEVIS		
2.	550-396H	GAUGE WHEEL ARM RH	Model UT5042 & UT5052	
2.	550-397H	GAUGE WHEEL ARM LH	Model UT5042 & UT5052	
3.	550-398H	GAUGE WHEEL ARM W/LEVER RH	Model UT5042 & UT5052	
3.	550-399H	GAUGE WHEEL ARM W/LEVER LH	Model UT5042 & UT5052 (shown)	
4.	550-556D	BUSHING 1OD X 3/4 ID	Model UT5042 & UT5052	
5.	550-395H	PIVOT BRACKET	Model UT5042 & UT5052	
6.	550-109H	GAUGE WHEEL ARM RH		
6.	550-111H	GAUGE WHEEL ARM LH	(shown)	
7.	802-192C	HHCS 3/4-10X4 1/2 GR5	Model UT5042 & UT5052	
8.	804-023C	WASHER LOCK SPRING 3/4 PLT	Model UT5042 & UT5052	
9.	803-027C	NUT HEX 3/4-10 PLT	Model UT5042 & UT5052	
10.	802-357C	HHCS 1-8X6 GR5		
11.	803-038C	NUT HEX 1-8 NYLON INSERT PLT		
12.	802-051C	HHCS 5/8-11X1 1/2 GR5		
13.	804-022C	WASHER LOCK SPRING 5/8 PLT		
14.	803-021C	NUT HEX 5/8-11 PLT		
15.	550-108H	FRICTION CAP		
16.	DA0057A	SPRING, TOP, HEAVY		
17.	550-116H	SPRING COVER		
18.	803-027C	NUT HEX 3/4-10 PLT		
19.	803-048C	NUT HEX JAM 3/4-10 PLT		
20.	800-080C	GREASE ZERK 1/4-28 THD FORMING		
21.	805-324C	PIN CLEVIS 5/16X2 13/16 USABLE		
22.	805-363C	PIN COTTER 1/8 X 1		
23.	550-016D	9 7/8 SPINDLE (Q888)		
24.	816-398C	SEAL (CR16286)		
25.	816-396C	SEAL SLEEVE (CR081071)		
26.	822-198C	INNER CONE, JL69349		
27.	822-197C	INNER CUP JL69310		
28.	800-130C	ZERK GREASE STRAIGHT 1/8-27MPT		
29.	815-142C	HUB 888 W/CUPS 6-BOLTS 6" BC		
30.	822-020C	BEARING CUP LM-67010		
31.	822-021C	BEARING CONE LM-67048		
32.	804-055C	WASHER SPINDLE - 7/8		
33.	805-089C	PIN COTTER 5/32 X 1 1/2 LONG		
34.	803-029C	NUT HEX SLOTTED 7/8-14 PLT		
35.	890-781C	GREASE CAP 2.448X1.12X.25		
36.	802-632C	WHEEL BOLT 1/2-20X1 1/4 GR5		
37.	815-219C	HUB 6-BOLT SPINDLE 2X9.88 888	Includes items 23 thru 36	
38.	814-219C	WHEEL 10X6 6/6 4.62 PH.18INSET		
39.	814-224C	TIRE 7.50X10 10 PLY		
40.	814-229C	TIRE/WHL 7.5X10 10PLY W/TB WHT	Includes items 36 & 37	
41.	890-005C	BUSHING CYL 1 1/4 X 1 X 1	Model UT5042 & UT5052	

Hydraulic Valve Bracket Assembly 3-Section

(Applies to UT3030 only)



00530

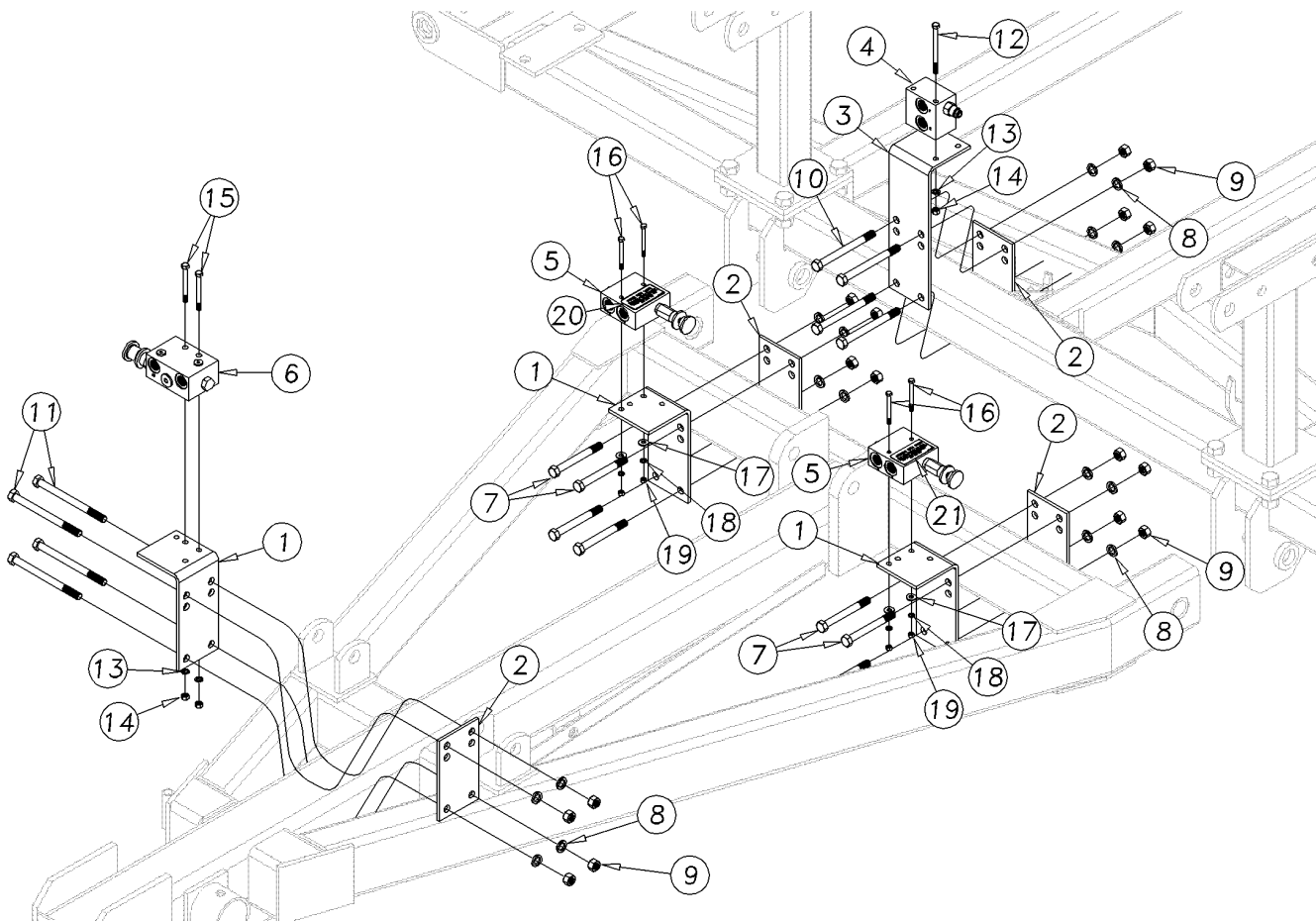
Hydraulic Valve Bracket Assembly 3-Section

(Applies to UT3030 only)

Ref	Part No.	Part Description	Comments	Revision
	dwg00530	Image No.		
1.	575-041D	REBOUND VALVE SHORT MOUNT BRKT		
2.	560-035D	REBOUND VALVE MOUNT PLATE		
3.	575-047D	REBOUND VALVE TALL MOUNT BRKT		
4.	810-116C	COUNTERBALANCE VALVE MAN. T.T.		
5.	810-512C	HYD BYPASS /W WT. TRANS REDUCT	Seal Kit # 810-515C	
5.	810-515C	SEAL KIT SHOEMAKER # 5457		
6.	802-413C	HHCS 1/2-13X4 1/2 GR5		
7.	804-015C	WASHER LOCK SPRING 1/2 PLT		
8.	803-020C	NUT HEX 1/2-13 PLT		
9.	802-413C	HHCS 1/2-13X4 1/2 GR5		
10.	802-279C	HHCS 5/16-18X4 GR5		
11.	804-009C	WASHER LOCK SPRING 5/16 PLT		
12.	803-008C	NUT HEX 5/16-18 PLT		
13.	802-131C	HHCS 5/16-18X3 GR5		
14.	838-718C	DECAL INSIDE WING VALVE		

Hydraulic Valve Bracket Assembly 5-Section

(Applies to UT5036, UT5042, UT5048, UT5052 only)



00531

Hydraulic Valve Bracket Assembly 5-Section

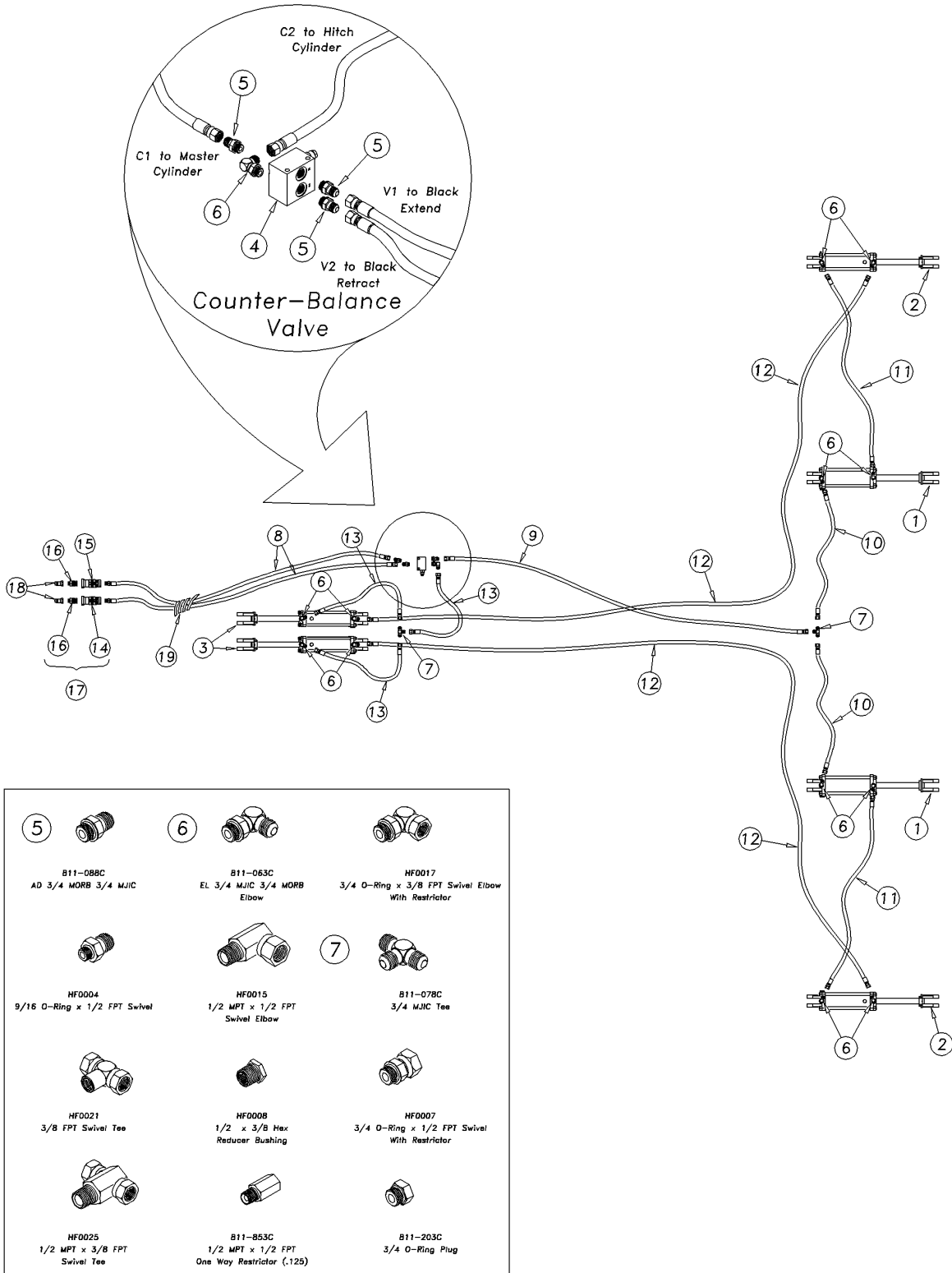
(Applies to UT5036, UT5042, UT5048, UT5052 only)

Ref	Part No.	Part Description	Comments	Revision
	dwg	Image No. 00531		
1.	575-041D	REBOUND VALVE SHORT MOUNT BRKT		
2.	560-035D	REBOUND VALVE MOUNT PLATE		
3.	575-047D	REBOUND VALVE TALL MOUNT BRKT		
4.	810-116C	COUNTERBALANCE VALVE MAN. T.T.		
5.	810-301C	VALVE PRESS REDUCING W/CHECK		
6.	810-432C	HYDRAULIC BYPASS VALVE		
7.	802-413C	HHCS 1/2-13X4 1/2 GR5		
8.	804-015C	WASHER LOCK SPRING 1/2 PLT		
9.	803-020C	NUT HEX 1/2-13 PLT		
10.	802-413C	HHCS 1/2-13X4 1/2 GR5	Models 5036C & 5042C	
10.	802-046C	HHCS 1/2-13X5 1/2 GR5	Disc Models & 5048C & 5052C	
11.	802-323C	HHCS 1/2-13X6 1/2 GR5		
12.	802-279C	HHCS 5/16-18X4 GR5		
13.	804-009C	WASHER LOCK SPRING 5/16 PLT		
14.	803-008C	NUT HEX 5/16-18 PLT		
15.	802-131C	HHCS 5/16-18X3 GR5		
16.	802-097C	HHCS 1/4-20X2 1/2 GR5		
17.	804-007C	WASHER FLAT 1/4 SAE PLT		
18.	804-006C	WASHER LOCK SPRING 1/4 PLT		
19.	803-006C	NUT-HEX 1/4-20 PLT		
20.	838-718C	DECAL INSIDE WING VALVE		
21.	838-719C	DECAL OUTSIDE WING VALVE		

Table of Contents Part Number Index

Hydraulic Lift System, 3030 (S/N A1095A-)

(Applies to UT3030 only)



5		6		
	B11-088C AD 3/4 MORB 3/4 MJC		B11-063C EL 3/4 MJC 3/4 MORB Elbow	HF0017 3/4 O-Ring x 3/8 FPT Swivel Elbow With Restrictor
				7
	HF0004 9/16 O-Ring x 1/2 FPT Swivel		HF0015 1/2 MPT x 1/2 FPT Swivel Elbow	
	HF0021 3/8 FPT Swivel Tee		HF0008 1/2 x 3/8 Hex Reducer Bushing	HF0007 3/4 O-Ring x 1/2 FPT Swivel With Restrictor
	HF0025 1/2 MPT x 3/8 FPT Swivel Tee		B11-853C 1/2 MPT x 1/2 FPT One Way Restrictor (.125)	B11-203C 3/4 O-Ring Plug

00465

Hydraulic Lift System, 3030 (S/N A1095A-)

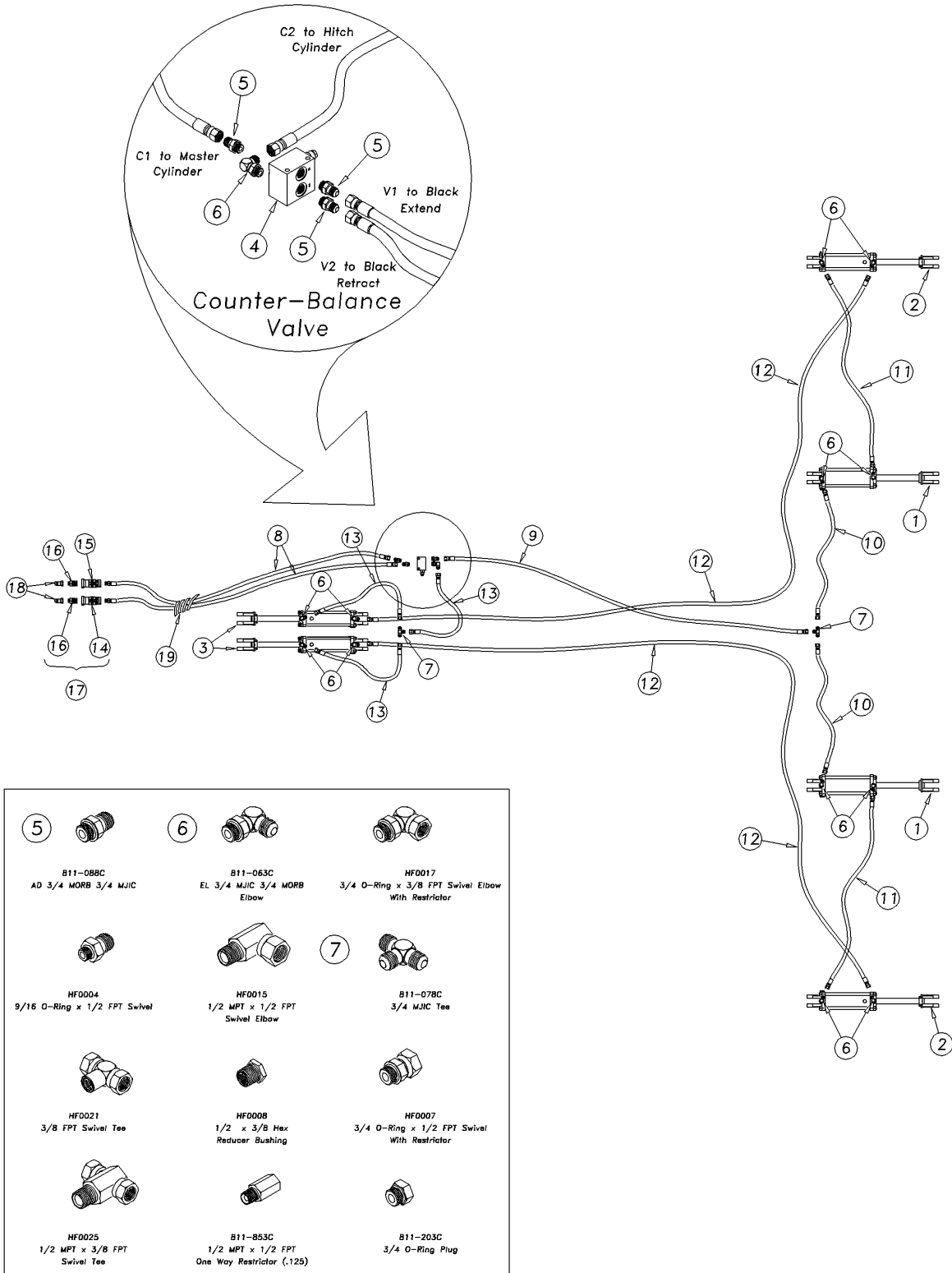
(Applies to UT3030 only)

Ref	Part No.	Part Description	Comments	Revision
	dwg00465	Image No.		
1.	810-479C	CYL REP 3.50X8X1.25 TIE 3000#	GP Seal Kit# 810-174C	
1.	810-174C	SEAL KIT MW 3.5 RPHCYL 4A3104		
2.	810-478C	CYL REP 3.25X8X1.25 TIE 3000#	GP Seal Kit# 810-173C	
2.	810-173C	SEAL KIT MW 3.25 RPHCYL 4A2104		
3.	810-477C	CYL REP 3X8X1.25 ROD TIE 3000#	GP Seal Kit# 810-211C	
3.	810-211C	SEAL KIT MW 3 RPHCYL 4A1104		
4.	810-116C	COUNTERBALANCE VALVE MAN. T.T.		
5.	811-088C	AD 3/4MORB 3/4MJIC		
6.	811-063C	EL 3/4MJIC 3/4MORB		
7.	811-078C	TE 3/4MJIC		
8.	811-893C	HH3/8R2 147 3/4MORB 3/4FJIC		
9.	811-993C	HH3/8R2 075 3/4FJIC		
10.	811-731C	HH3/8R2 045 3/4FJIC		
11.	811-247C	HH3/8R2 116 3/4FJIC		
12.	811-887C	HH3/8R2 252 3/4FJIC		
13.	811-643C	HH3/8R2 021 3/4FJIC		
14.	811-826C	HG HANDLE - BLACK EXT		
15.	811-913C	HG HANDLE - BLACK RET		
16.	811-919C	AD 3/4MORB 3/4FORB (HG)		
17.	548-001S	HG PAIR - BLACK MORB-FORB	Includes items 14 thru 16	
18.	811-394C	CP 3/4FORB MALE QD POPPET TYPE		
19.	575-268D	HOSE WRAP,LARGE SIZE,SHORT(8")		
19.	550-123D	HOSE WRAP,SMALL SIZE,SHORT(8")		

Table of Contents Part Number Index

Hydraulic Lift System, 3030 (S/N A1096A+)

(Applies to UT3030 only)



 5 B11-088C AD 3/4 MORB 3/4 MJC	 6 B11-063C EL 3/4 MJC 3/4 MORB Elbow	 7 HF0017 3/4 O-Ring x 3/8 FPT Swivel Elbow With Restrictor
 12 HF0004 9/16 O-Ring x 1/2 FPT Swivel	 13 HF0015 1/2 MPT x 1/2 FPT Swivel Elbow	 14 B11-078C 3/4 MJC Tee
 15 HF0021 3/8 FPT Swivel Tee	 16 HF0008 1/2 x 3/8 Hex Reducer Bushing	 17 HF0007 3/4 O-Ring x 1/2 FPT Swivel With Restrictor
 18 HF0025 1/2 MPT x 3/8 FPT Swivel Tee	 19 B11-853C 1/2 MPT x 1/2 FPT One Way Restrictor (.125)	 20 B11-203C 3/4 O-Ring Plug

00465

Hydraulic Lift System, 3030 (S/N A1096A+)

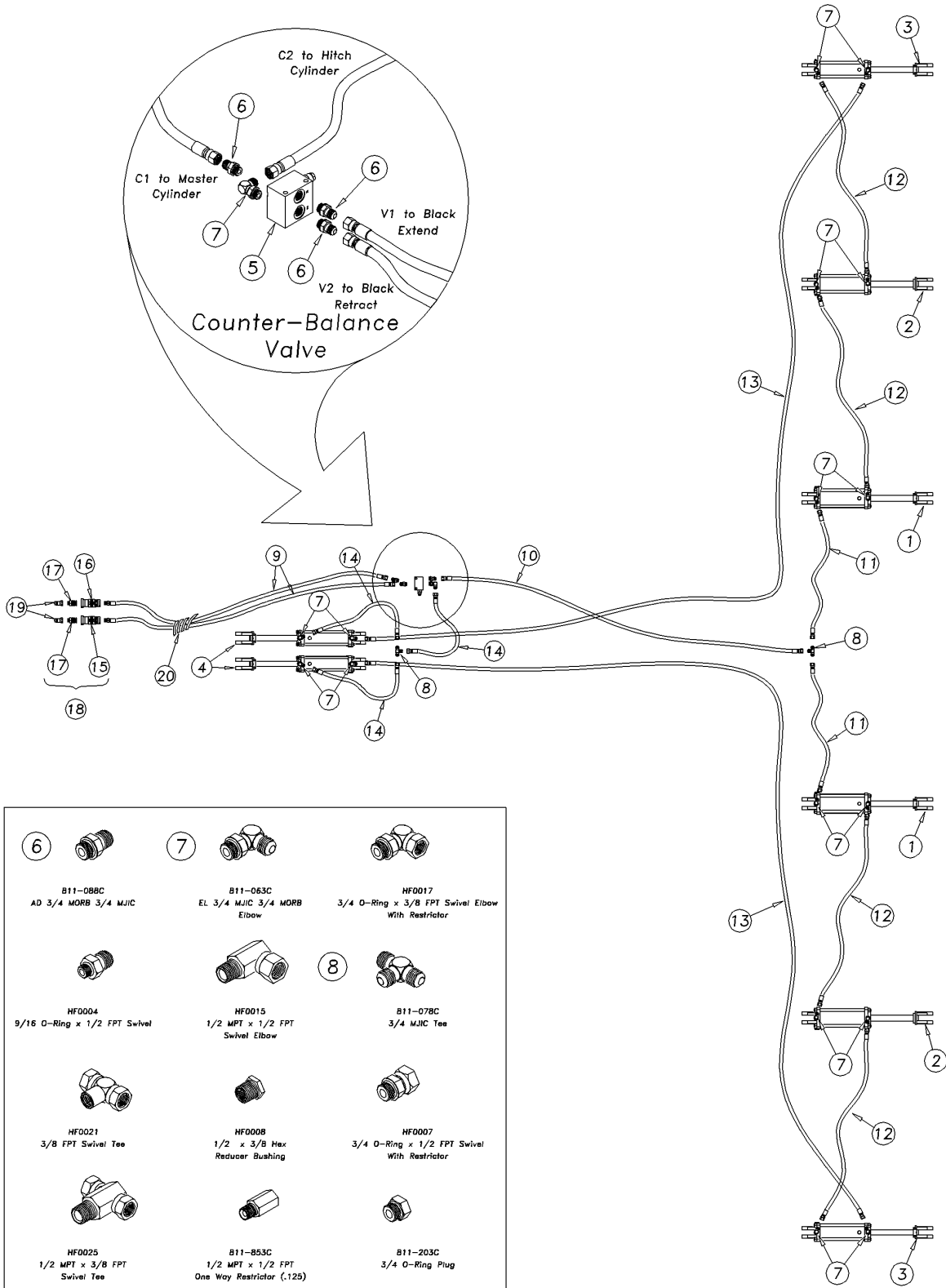
(Applies to UT3030 only)

Ref	Part No.	Part Description	Comments	Revision
	dwg	Image No. 00465		
1.	810-480C	CYL REP 3.75X8X1.38 TIE 3000#	GP Seal Kit# 810-373C	
1.	810-373C	SEAL KIT MW 3.75X1.375 4A4103		
2.	810-479C	CYL REP 3.50X8X1.25 TIE 3000#	GP Seal Kit# 810-174C	
2.	810-174C	SEAL KIT MW 3.5 RPHCYL 4A3104		
3.	810-478C	CYL REP 3.25X8X1.25 TIE 3000#	GP Seal Kit# 810-173C	
3.	810-173C	SEAL KIT MW 3.25 RPHCYL 4A2104		
4.	810-116C	COUNTERBALANCE VALVE MAN. T.T.		
5.	811-088C	AD 3/4MORB 3/4MJIC		
6.	811-063C	EL 3/4MJIC 3/4MORB		
7.	811-078C	TE 3/4MJIC		
8.	811-893C	HH3/8R2 147 3/4MORB 3/4FJIC		
9.	811-993C	HH3/8R2 075 3/4FJIC		
10.	811-731C	HH3/8R2 045 3/4FJIC		
11.	811-247C	HH3/8R2 116 3/4FJIC		
12.	811-887C	HH3/8R2 252 3/4FJIC		
13.	811-643C	HH3/8R2 021 3/4FJIC		
14.	811-826C	HG HANDLE - BLACK EXT		
15.	811-913C	HG HANDLE - BLACK RET		
16.	811-919C	AD 3/4MORB 3/4FORB (HG)		
17.	548-001S	HG PAIR - BLACK MORB-FORB	Includes items 14 thru 16	
18.	811-394C	CP 3/4FORB MALE QD POPPET TYPE		
19.	575-268D	HOSE WRAP,LARGE SIZE,SHORT(8")		
19.	550-123D	HOSE WRAP,SMALL SIZE,SHORT(8")		

Table of Contents Part Number Index

Hydraulic Lift System, 5036 (S/N A1095A-)

(Applies to UT5036 only)



00477

Hydraulic Lift System, 5036 (S/N A1095A-)

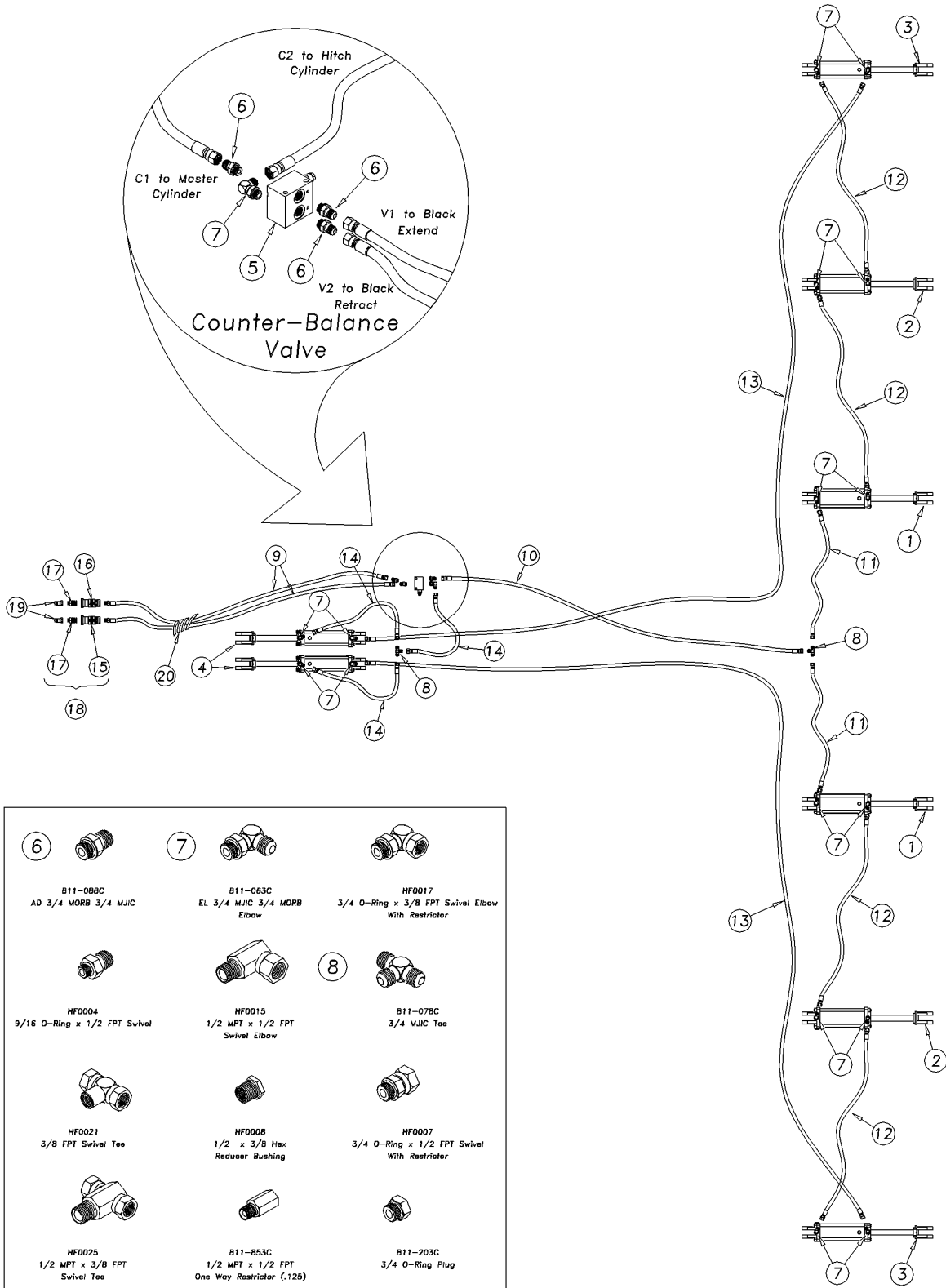
(Applies to UT5036 only)

Ref	Part No.	Part Description	Comments	Revision
	dwg00477	Image No.		
1.	810-480C	CYL REP 3.75X8X1.38 TIE 3000#	GP Seal Kit# 810-373C	
1.	810-373C	SEAL KIT MW 3.75X1.375 4A4103		
2.	810-479C	CYL REP 3.50X8X1.25 TIE 3000#	GP Seal Kit# 810-174C	
2.	810-174C	SEAL KIT MW 3.5 RPHCYL 4A3104		
3.	810-478C	CYL REP 3.25X8X1.25 TIE 3000#	GP Seal Kit# 810-173C	
3.	810-173C	SEAL KIT MW 3.25 RPHCYL 4A2104		
4.	810-477C	CYL REP 3X8X1.25 ROD TIE 3000#	GP Seal Kit# 810-211C	
4.	810-211C	SEAL KIT MW 3 RPHCYL 4A1104		
5.	810-116C	COUNTERBALANCE VALVE MAN. T.T.		
6.	811-088C	AD 3/4MORB 3/4MJIC		
7.	811-063C	EL 3/4MJIC 3/4MORB		
8.	811-078C	TE 3/4MJIC		
9.	811-893C	HH3/8R2 147 3/4MORB 3/4FJIC		
10.	811-993C	HH3/8R2 075 3/4FJIC		
11.	811-731C	HH3/8R2 045 3/4FJIC		
12.	811-671C	HH3/8R2 099 3/4FJIC		
13.	811-904C	HH3/8R2 309 3/4FJIC		
14.	811-643C	HH3/8R2 021 3/4FJIC		
15.	811-826C	HG HANDLE - BLACK EXT		
16.	811-913C	HG HANDLE - BLACK RET		
17.	811-919C	AD 3/4MORB 3/4FORB (HG)		
18.	548-001S	HG PAIR - BLACK MORB-FORB	Includes items 15 thru 17	
19.	811-394C	CP 3/4FORB MALE QD POPPET TYPE		
20.	575-268D	HOSE WRAP,LARGE SIZE,SHORT(8")		
20.	550-123D	HOSE WRAP,SMALL SIZE,SHORT(8")		

Table of Contents Part Number Index

Hydraulic Lift System, 5036 (S/N A1096A+)

(Applies to UT5036 only)



00477

Hydraulic Lift System, 5036 (S/N A1096A+)

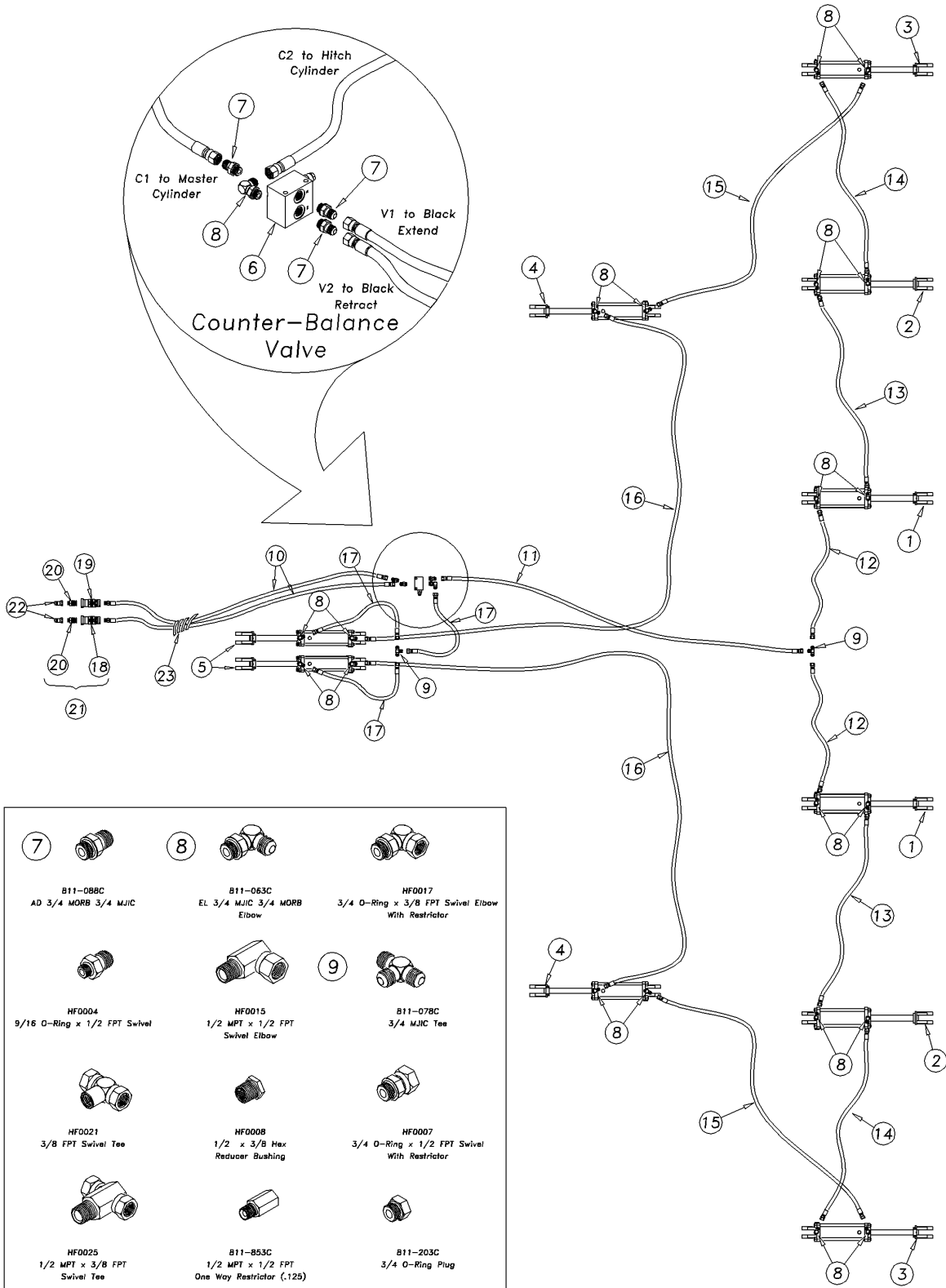
(Applies to UT5036 only)

Ref	Part No.	Part Description	Comments	Revision
	dwg00477	Image No.		
1.	810-138C	CYL REP 4X8X1.38 ROD TIE 3000#	GP Seal Kit# 810-151C	
1.	810-151C	SEAL KIT MW 4 RPH CYL 4A5103		
2.	810-480C	CYL REP 3.75X8X1.38 TIE 3000#	GP Seal Kit# 810-373C	
2.	810-373C	SEAL KIT MW 3.75X1.375 4A4103		
3.	810-479C	CYL REP 3.50X8X1.25 TIE 3000#	GP Seal Kit# 810-174C	
3.	810-174C	SEAL KIT MW 3.5 RPHCYL 4A3104		
4.	810-478C	CYL REP 3.25X8X1.25 TIE 3000#	GP Seal Kit# 810-173C	
4.	810-173C	SEAL KIT MW 3.25 RPHCYL 4A2104		
5.	810-116C	COUNTERBALANCE VALVE MAN. T.T.		
6.	811-088C	AD 3/4MORB 3/4MJIC		
7.	811-063C	EL 3/4MJIC 3/4MORB		
8.	811-078C	TE 3/4MJIC		
9.	811-893C	HH3/8R2 147 3/4MORB 3/4FJIC		
10.	811-993C	HH3/8R2 075 3/4FJIC		
11.	811-731C	HH3/8R2 045 3/4FJIC		
12.	811-671C	HH3/8R2 099 3/4FJIC		
13.	811-904C	HH3/8R2 309 3/4FJIC		
14.	811-643C	HH3/8R2 021 3/4FJIC		
15.	811-826C	HG HANDLE - BLACK EXT		
16.	811-913C	HG HANDLE - BLACK RET		
17.	811-919C	AD 3/4MORB 3/4FORB (HG)		
18.	548-001S	HG PAIR - BLACK MORB-FORB	Includes items 15 thru 17	
19.	811-394C	CP 3/4FORB MALE QD POPPET TYPE		
20.	575-268D	HOSE WRAP,LARGE SIZE,SHORT(8")		
20.	550-123D	HOSE WRAP,SMALL SIZE,SHORT(8")		

Table of Contents Part Number Index

Hydraulic Lift System, 5042, 5048, 5052 (S/N A1095A-)

(Applies to UT5042, UT5048, UT5052 only)



00466

Hydraulic Lift System, 5042, 5048, 5052 (S/N A1095A-)

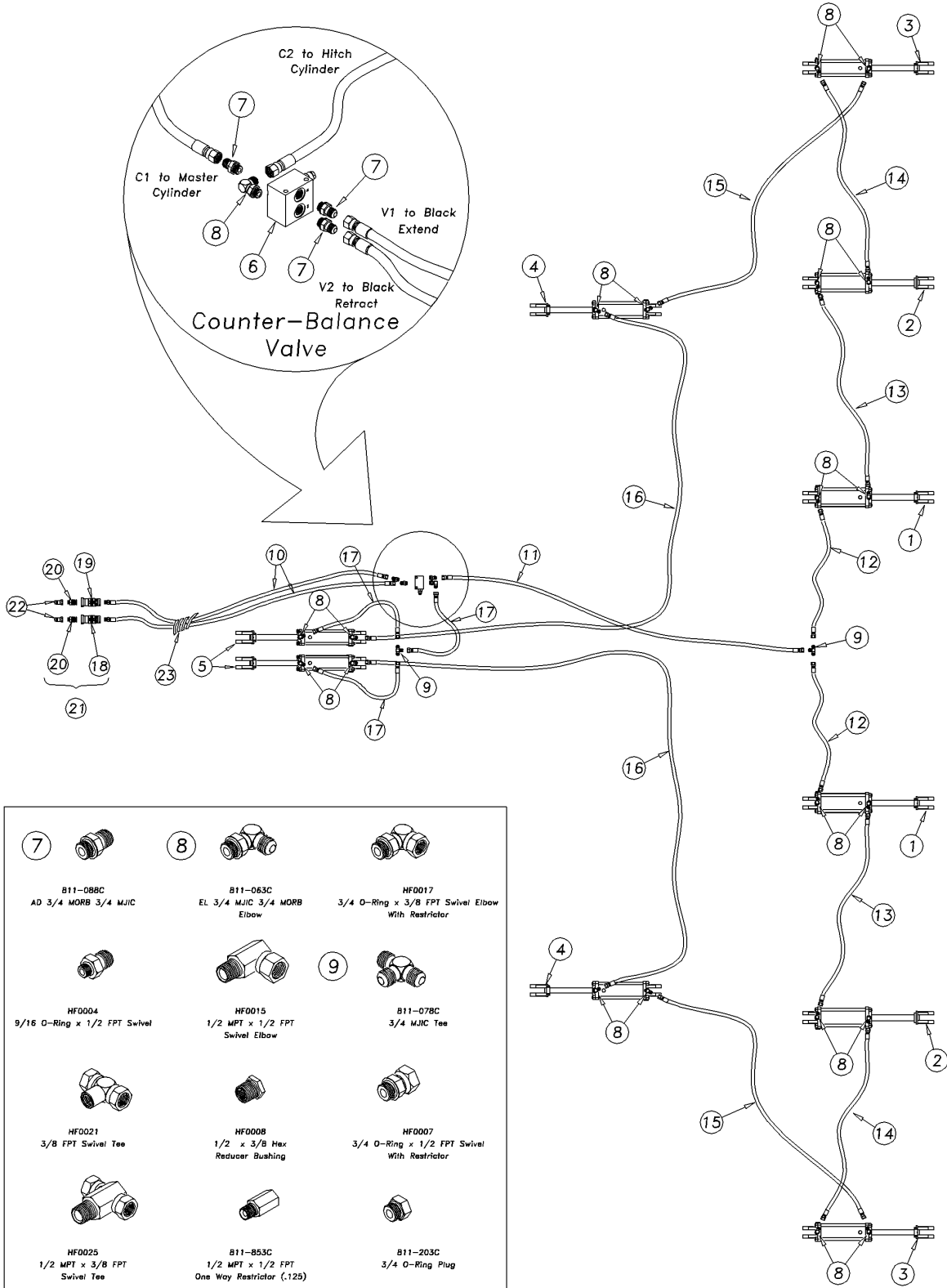
(Applies to UT5042, UT5048, UT5052 only)

Ref	Part No.	Part Description	Comments	Revision
	dwg00466	Image No.		
1.	810-481C	CYL REP 4.25X8X1.50 TIE 3000#	UT5048, UT5052 Kit# 810-144C	
1.	810-144C	SEAL KIT MW 4.25 RPHCYL 4A6104		
1.	810-138C	CYL REP 4X8X1.38 ROD TIE 3000#	UT5042 Kit# 810-151C	
1.	810-151C	SEAL KIT MW 4 RPH CYL 4A5103		
2.	810-138C	CYL REP 4X8X1.38 ROD TIE 3000#	UT5048, UT5052 Kit# 810-151C	
2.	810-151C	SEAL KIT MW 4 RPH CYL 4A5103		
2.	810-480C	CYL REP 3.75X8X1.38 TIE 3000#	UT5042 Kit# 810-373C	
2.	810-373C	SEAL KIT MW 3.75X1.375 4A4103		
3.	810-480C	CYL REP 3.75X8X1.38 TIE 3000#	UT5048, UT5052 Kit# 810-373C	
3.	810-373C	SEAL KIT MW 3.75X1.375 4A4103		
3.	810-479C	CYL REP 3.50X8X1.25 TIE 3000#	UT5042 Kit# 810-174C	
3.	810-174C	SEAL KIT MW 3.5 RPHCYL 4A3104		
4.	810-479C	CYL REP 3.50X8X1.25 TIE 3000#	UT5048, UT5052 Kit# 810-174C	
4.	810-174C	SEAL KIT MW 3.5 RPHCYL 4A3104		
4.	810-478C	CYL REP 3.25X8X1.25 TIE 3000#	UT5042 Kit# 810-173C	
4.	810-173C	SEAL KIT MW 3.25 RPHCYL 4A2104		
5.	810-478C	CYL REP 3.25X8X1.25 TIE 3000#	UT5048, UT5052 Kit# 810-173C	
5.	810-173C	SEAL KIT MW 3.25 RPHCYL 4A2104		
5.	810-477C	CYL REP 3X8X1.25 ROD TIE 3000#	UT5042 Kit# 810-211C	
5.	810-211C	SEAL KIT MW 3 RPHCYL 4A1104		
6.	810-116C	COUNTERBALANCE VALVE MAN. T.T.		
7.	811-088C	AD 3/4MORB 3/4MJIC		
8.	811-063C	EL 3/4MJIC 3/4MORB		
9.	811-078C	TE 3/4MJIC		
10.	811-893C	HH3/8R2 147 3/4MORB 3/4FJIC		
11.	811-993C	HH3/8R2 075 3/4FJIC	Model 5042	
11.	841-006C	HH3/8R2 087 3/4FJIC	Model 5048 & 5052	
12.	811-731C	HH3/8R2 045 3/4FJIC	Model 5042	
12.	841-022C	HH3/8R2 059 3/4FJIC	Model 5048 & 5052	
13.	811-247C	HH3/8R2 116 3/4FJIC	Model 5042	
13.	841-011C	HH3/8R2 131 3/4FJIC	Model 5048 & 5052	
14.	841-003C	HH3/8R2 105 3/4FJIC	Model 5042 & 5048	
14.	841-010C	HH3/8R2 133 3/4FJIC	Model 5052	
15.	811-944C	HH3/8R2 159 3/4FJIC	Model 5042	
15.	811-237C	HH3/8R2 174 3/4FJIC	Model 5048	
15.	811-937C	HH3/8R2 201 3/4FJIC	Model 5052	
16.	811-886C	HH3/8R2 237 3/4FJIC	Model 5042	
16.	811-890C	HH3/8R2 278 3/4FJIC	Model 5048 & 5052	
17.	811-841C	HH3/8R2 024 3/4FJIC		
18.	811-826C	HG HANDLE - BLACK EXT		
19.	811-913C	HG HANDLE - BLACK RET		
20.	811-919C	AD 3/4MORB 3/4FORB (HG)		
21.	548-001S	HG PAIR - BLACK MORB-FORB	Includes items 18 thru 20	
22.	811-394C	CP 3/4FORB MALE QD POPPET TYPE		
23.	575-268D	HOSE WRAP,LARGE SIZE,SHORT(8")		
23.	550-123D	HOSE WRAP,SMALL SIZE,SHORT(8")		

Table of Contents Part Number Index

Hydraulic Lift System, 5042, 5048, 5052 (S/N A1096A+)

(Applies to UT5042, UT5048, UT5052 only)



00466

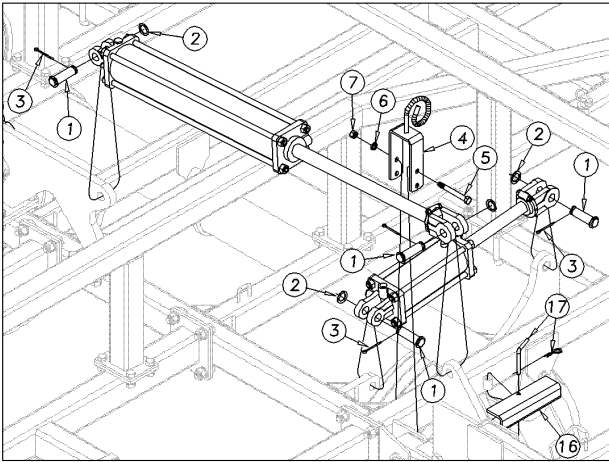
Hydraulic Lift System, 5042, 5048, 5052 (S/N A1096A+)

(Applies to UT5042, UT5048, UT5052 only)

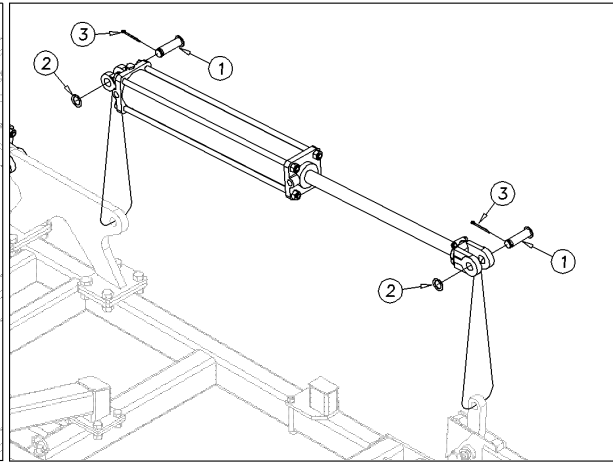
Ref	Part No.	Part Description	Comments	Revision
	dwg00466	Image No.		
1.	810-557C	CYL REP 4.50X8X1.50 TIE 3000#	UT5048, UT5052 Kit# 810-158C	
1.	810-158C	SEAL KIT MW 4.5 RPHCYL 4A7104		
1.	810-481C	CYL REP 4.25X8X1.50 TIE 3000#	UT5042 Kit# 810-144C	
1.	810-144C	SEAL KIT MW 4.25 RPHCYL 4A6104		
2.	810-481C	CYL REP 4.25X8X1.50 TIE 3000#	UT5048, UT5052 Kit# 810-144C	
2.	810-144C	SEAL KIT MW 4.25 RPHCYL 4A6104		
2.	810-138C	CYL REP 4X8X1.38 ROD TIE 3000#	UT5042 Kit# 810-151C	
2.	810-151C	SEAL KIT MW 4 RPH CYL 4A5103		
3.	810-138C	CYL REP 4X8X1.38 ROD TIE 3000#	UT5048, UT5052 Kit# 810-151C	
3.	810-151C	SEAL KIT MW 4 RPH CYL 4A5103		
3.	810-480C	CYL REP 3.75X8X1.38 TIE 3000#	UT5042 Kit# 810-373C	
3.	810-373C	SEAL KIT MW 3.75X1.375 4A4103		
4.	810-480C	CYL REP 3.75X8X1.38 TIE 3000#	UT5048, UT5052 Kit# 810-373C	
4.	810-373C	SEAL KIT MW 3.75X1.375 4A4103		
4.	810-479C	CYL REP 3.50X8X1.25 TIE 3000#	UT5042 Kit# 810-174C	
4.	810-174C	SEAL KIT MW 3.5 RPHCYL 4A3104		
5.	810-479C	CYL REP 3.50X8X1.25 TIE 3000#	UT5048, UT5052 Kit# 810-174C	
5.	810-174C	SEAL KIT MW 3.5 RPHCYL 4A3104		
5.	810-478C	CYL REP 3.25X8X1.25 TIE 3000#	UT5042 Kit# 810-173C	
5.	810-173C	SEAL KIT MW 3.25 RPHCYL 4A2104		
6.	810-116C	COUNTERBALANCE VALVE MAN. T.T.		
7.	811-088C	AD 3/4MORB 3/4MJIC		
8.	811-063C	EL 3/4MJIC 3/4MORB		
9.	811-078C	TE 3/4MJIC		
10.	811-893C	HH3/8R2 147 3/4MORB 3/4FJIC		
11.	811-993C	HH3/8R2 075 3/4FJIC	Model 5042	
11.	841-006C	HH3/8R2 087 3/4FJIC	Model 5048 & 5052	
12.	811-731C	HH3/8R2 045 3/4FJIC	Model 5042	
12.	841-022C	HH3/8R2 059 3/4FJIC	Model 5048 & 5052	
13.	811-247C	HH3/8R2 116 3/4FJIC	Model 5042	
13.	841-011C	HH3/8R2 131 3/4FJIC	Model 5048 & 5052	
14.	841-003C	HH3/8R2 105 3/4FJIC	Model 5042 & 5048	
14.	841-010C	HH3/8R2 133 3/4FJIC	Model 5052	
15.	811-944C	HH3/8R2 159 3/4FJIC	Model 5042	
15.	811-237C	HH3/8R2 174 3/4FJIC	Model 5048	
15.	811-937C	HH3/8R2 201 3/4FJIC	Model 5052	
16.	811-886C	HH3/8R2 237 3/4FJIC	Model 5042	
16.	811-890C	HH3/8R2 278 3/4FJIC	Model 5048 & 5052	
17.	811-841C	HH3/8R2 024 3/4FJIC		
18.	811-826C	HG HANDLE - BLACK EXT		
19.	811-913C	HG HANDLE - BLACK RET		
20.	811-919C	AD 3/4MORB 3/4FORB (HG)		
21.	548-001S	HG PAIR - BLACK MORB-FORB	Includes items 18 thru 20	
22.	811-394C	CP 3/4FORB MALE QD POPPET TYPE		
23.	575-268D	HOSE WRAP,LARGE SIZE,SHORT(8")		
23.	550-123D	HOSE WRAP,SMALL SIZE,SHORT(8")		

Hydraulic Details Assembly

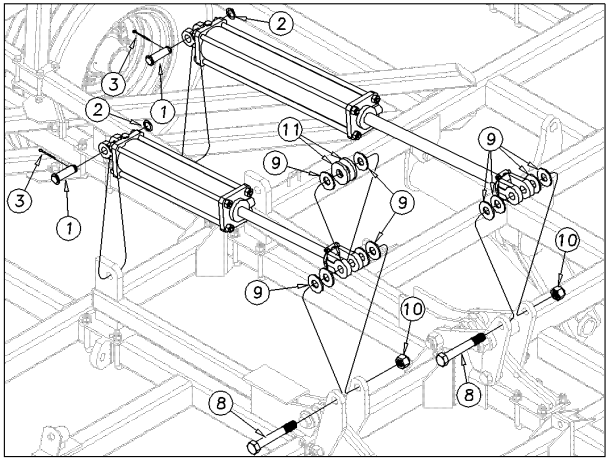
(Applies to UT3030, UT5036, UT5042, UT5048, UT5052 only)



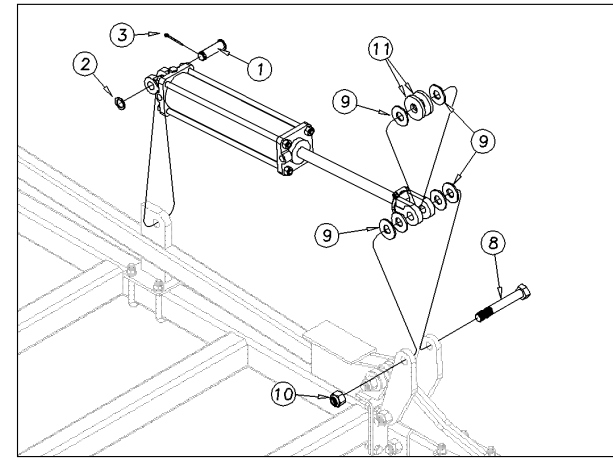
Front Inside Fold & Master Lift Cylinder



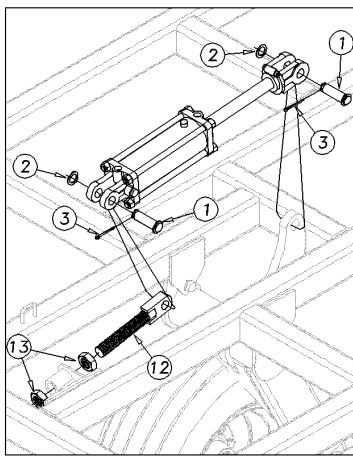
Rear Inside Fold Cylinder



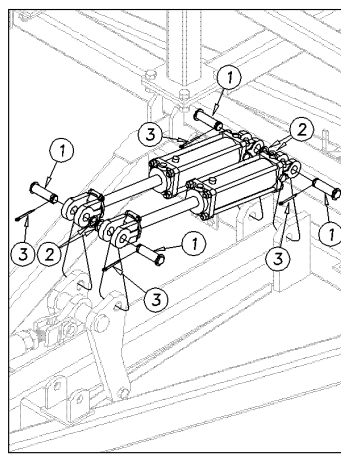
Front Outside Fold & Auxiliary Cylinder



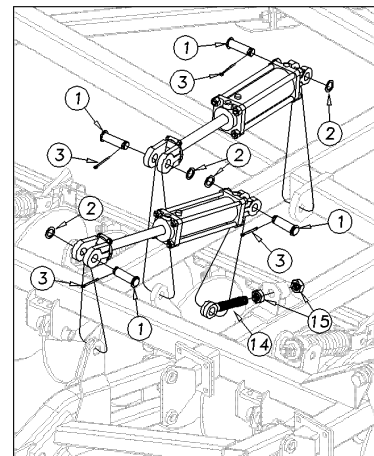
Rear Outside Fold Cylinder



Wing Lift Cylinder



Self Level Cylinder



Gang & Hyd. Gauge Wheel

00532

Hydraulic Details Assembly














(Applies to UT3030, UT5036, UT5042, UT5048, UT5052 only)

Ref	Part No.	Part Description	Comments	Revision
	dwg00532	Image No.		
1.	805-124C	PIN CLEVIS 1 X 3 11/16 GR5 PLT		
2.	804-192C	WASHER MACH 1.5X1.00X.075		
3.	805-058C	PIN COTTER 3/16 X 2		
4.	560-002H	HOSE HOLDER BRACKET		
5.	802-413C	HHCS 1/2-13X4 1/2 GR5		
6.	804-015C	WASHER LOCK SPRING 1/2 PLT		
7.	803-020C	NUT HEX 1/2-13 PLT		
8.	575-164D	1X7"GRADE8SPECIALTHREAD"		
9.	804-028C	WASHER FLAT 1 USS PLT		
10.	803-038C	NUT HEX 1-8 NYLON INSERT PLT		
11.	580-186D	PART - 180 DEGREE FOLD ROLLER		
12.	802-865C	EYE BOLT 1 1/4 X 9 1/2 LONG	Rev. 2	
12.	576-102H	REPL BY 802-865C	Rev. 1	
13.	803-032C	NUT HEX JAM 1 1/4-7 PLT		
14.	560-457H	ADJUSTABLE EYE BOLT	Rev. 2	
14.	802-796C	REPL BY 560-457H	Rev. 1	
15.	803-030C	NUT HEX JAM 1-8 PLT		
16.	576-059D	CYLINDER TRANSPORT LOCK		
17.	805-001C	PIN 3/8 X 3 USABLE LW/PIN	Rev. 2	
17.	805-152C	REPLACED BY 805-001C	Rev. 1	

Table of Contents Part Number Index

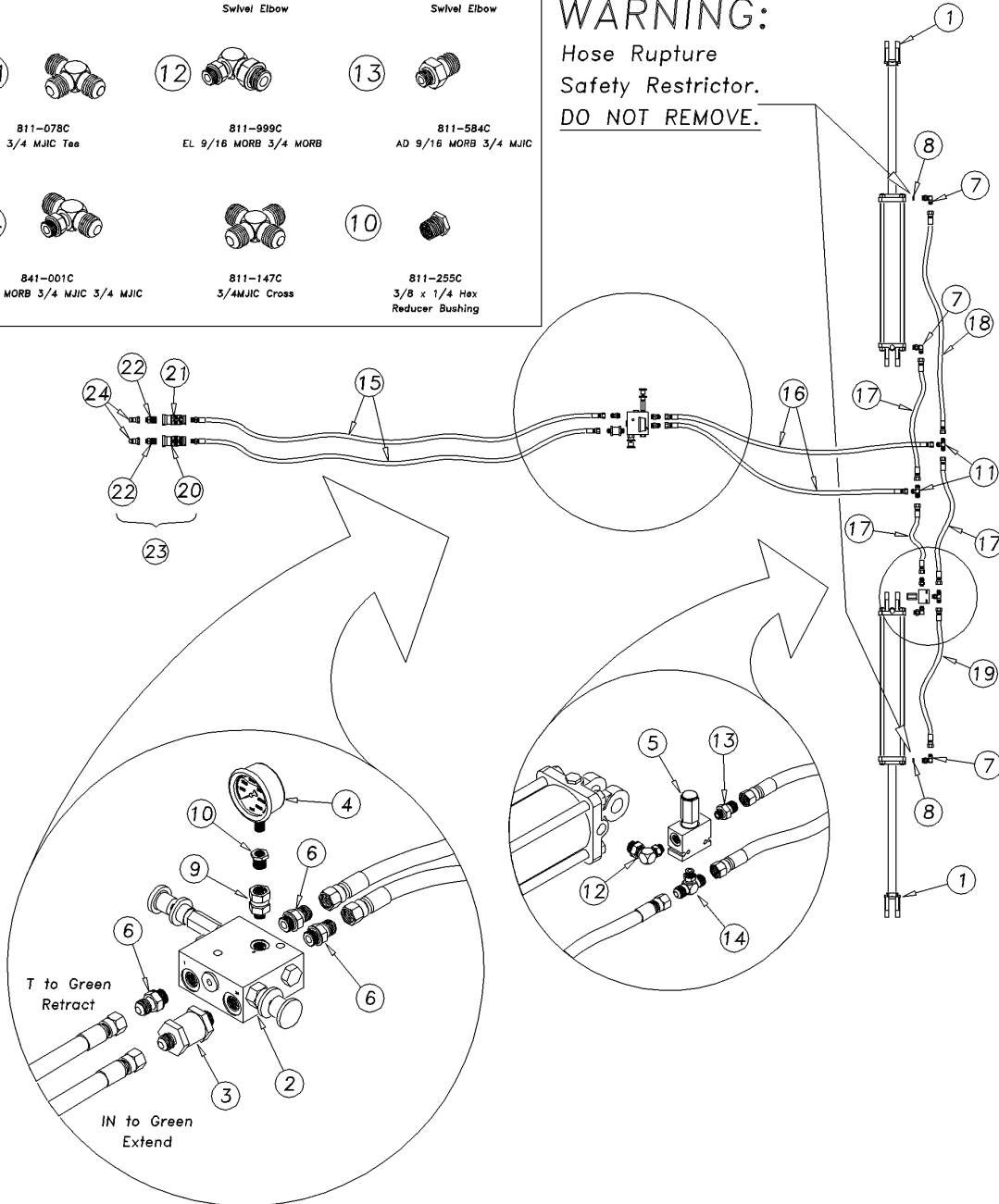
Hydraulic Fold System, 3030 (S/N A1124A-)

(Applies to UT3030 only)

6		7		8	
	811-088C AD 3/4 MORB 3/4 MJIC Adaptor		811-063C EL 3/4 MJIC 3/4 MORB Elbow		196-430D ORPL 1/16 3/4 MORB
9		12		13	
	811-802C AD 9/16 MORB 3/8 FNPT		HF0199 9/16 O-Ring x 1/2 FPT Swivel Elbow		HF0195 9/16 O-Ring x 3/8 FPT Swivel Elbow
11		14		10	
	811-078C 3/4 MJIC Tee		841-001C TE 9/16 MORB 3/4 MJIC 3/4 MJIC		811-147C 3/4 MJIC Cross
12		13			
	811-999C EL 9/16 MORB 3/4 MORB		811-584C AD 9/16 MORB 3/4 MJIC		
14		10			
	841-001C TE 9/16 MORB 3/4 MJIC 3/4 MJIC		811-147C 3/4 MJIC Cross		811-255C 3/8 x 1/4 Hex Reducer Bushing



WARNING:
Hose Rupture
Safety Restrictor.
DO NOT REMOVE.



00467

Hydraulic Fold System, 3030 (S/N A1124A-)












(Applies to UT3030 only)

Ref	Part No.	Part Description	Comments	Revision
	dwg00467	Image No.		
1.	810-487C	CYL 4X24X1.5 TIE 34.63CL 3000#	GP Seal Kit # 810-060C	
1.	810-060C	CYL SEAL KIT-810-031C-5A6104		
2.	810-512C	HYD BYPASS /W WT. TRANS REDUCT	GP Seal Kit # 810-515C	
2.	810-515C	SEAL KIT SHOEMAKER # 5457		
3.	810-532C	FILTER INLINE 3/4MORB 3/4MJIC		
4.	810-300C	PRESSURE GAUGE 3000 PSI		
5.	810-348C	RELIEF VALVE 1500 PSI TAMP PRF		
6.	811-088C	AD 3/4MORB 3/4MJIC		
7.	811-063C	EL 3/4MJIC 3/4MORB		
8.	196-430D	ORIFICE PLATE 1/16 3/4MORB		Rev. 2
8.	811-845C	RPBY 196-430D		Rev. 1
9.	811-802C	AD9/16MORB 3/8FNPT SWIVEL		
10.	811-255C	AD 3/8MNPT 1/4FNPT		
11.	811-078C	TE 3/4MJIC		
12.	811-999C	EL 9/16MORB 3/4MORB		
13.	811-584C	AD 9/16MORB 3/4MJIC		
14.	841-001C	TE 9/16MORB 3/4MJIC 3/4MJIC		
15.	811-974C	HH3/8R2 135 3/4MORB 3/4FJIC		
16.	841-006C	HH3/8R2 087 3/4FJIC		
17.	841-007C	HH3/8R2 010 3/4FJIC		
18.	841-005C	HH3/8R2 043 3/4FJIC		
19.	811-645C	HH3/8R2 030 3/4FJIC		
20.	811-915C	HG HANDLE - GREEN EXT		
21.	811-916C	HG HANDLE - GREEN RET		
22.	811-919C	AD 3/4MORB 3/4FORB (HG)		
23.	548-003S	HG PAIR - GREEN MORB-FORB	Includes items 20 thru 22	
24.	811-394C	CP 3/4FORB MALE QD POPPET TYPE		

Table of Contents Part Number Index

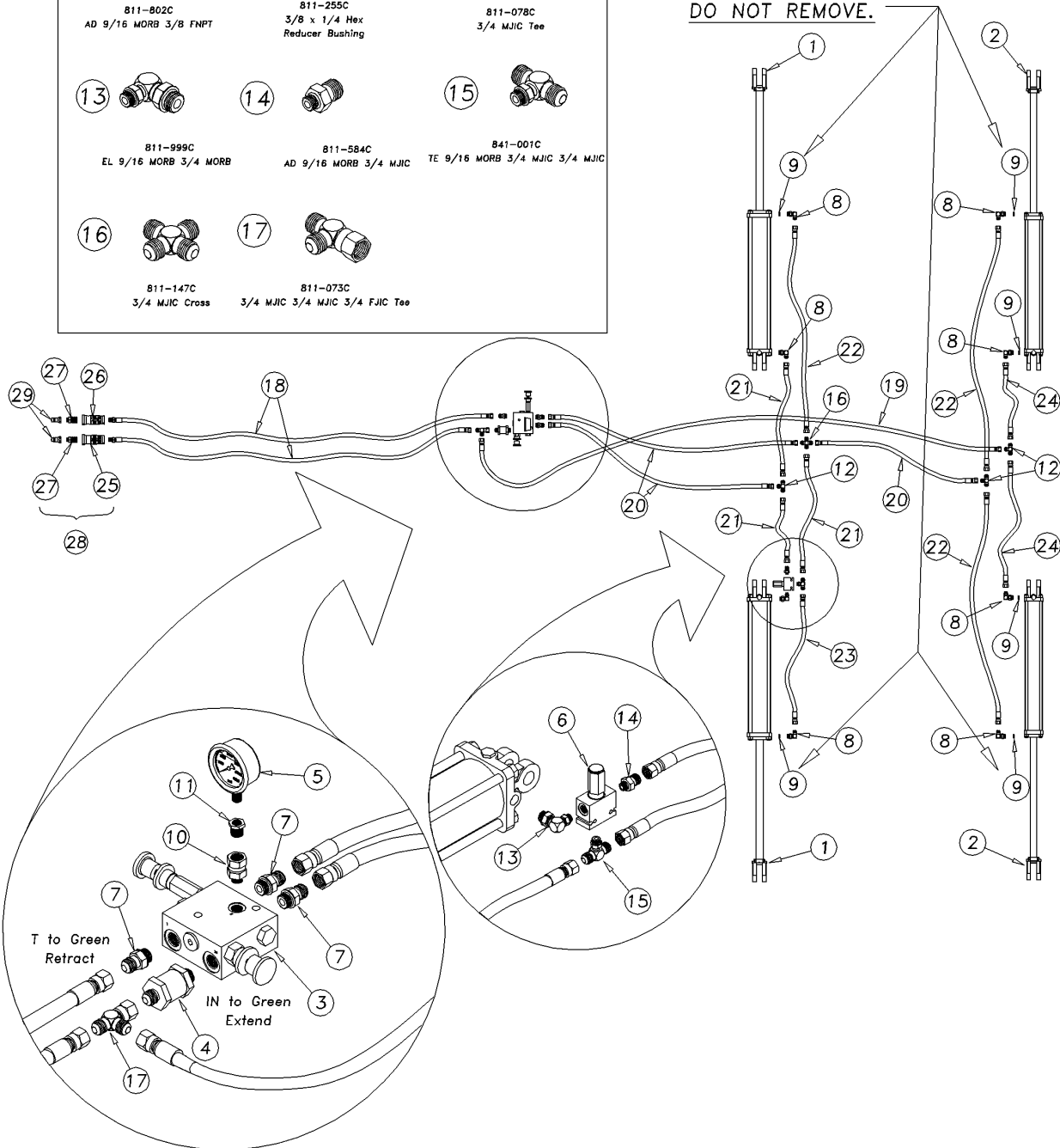
Hydraulic Fold System, 3030 (S/N A1125A+)

(Applies to UT3030 only)

 7 811-088C AD 3/4 MORB 3/4 MJIC Adaptor	 8 811-063C EL 3/4 MJIC 3/4 MORB Elbow	 9 196-430D ORPL 1/16 3/4 MORB
 10 811-802C AD 9/16 MORB 3/8 FNPT	 11 811-255C 3/8 x 1/4 Hex Reducer Bushing	 12 811-078C 3/4 MJIC Tee
 13 811-999C EL 9/16 MORB 3/4 MORB	 14 811-584C AD 9/16 MORB 3/4 MJIC	 15 841-001C TE 9/16 MORB 3/4 MJIC 3/4 MJIC
 16 811-147C 3/4 MJIC Cross	 17 811-073C 3/4 MJIC 3/4 MJIC 3/4 FJIC Tee	



WARNING:
 Hose Rupture
 Safety Restrictor.
DO NOT REMOVE.



01100

Hydraulic Fold System, 3030 (S/N A1125A+)

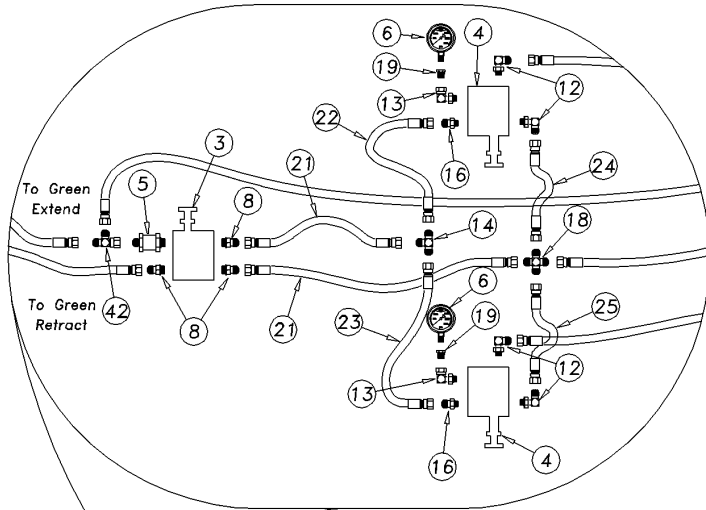
(Applies to UT3030 only)

Ref	Part No.	Part Description	Comments	Revision
	dwg01100	Image No.		
1.	810-487C	CYL 4X24X1.5 TIE 34.63CL 3000#	GP Seal Kit # 810-060C	
1.	810-060C	CYL SEAL KIT-810-031C-5A6104		
2.	810-484C	CYL 3X24X1.25 ROD TIE 3000#	GP Seal Kit # 810-015C	
2.	810-015C	CYL SEAL KIT MW (5A4104) 3 X 7		
3.	810-512C	HYD BYPASS /W WT. TRANS REDUCT	GP Seal Kit # 810-515C	
3.	810-515C	SEAL KIT SHOEMAKER # 5457		
4.	810-532C	FILTER INLINE 3/4MORB 3/4MJIC		
5.	810-300C	PRESSURE GAUGE 3000 PSI		
6.	810-348C	RELIEF VALVE 1500 PSI TAMP PRF		
7.	811-088C	AD 3/4MORB 3/4MJIC		
8.	811-063C	EL 3/4MJIC 3/4MORB		
9.	196-430D	ORIFICE PLATE 1/16 3/4MORB		
10.	811-802C	AD9/16MORB 3/8FNPT SWIVEL		
11.	811-255C	AD 3/8MNPT 1/4FNPT		
12.	811-078C	TE 3/4MJIC		
13.	811-999C	EL 9/16MORB 3/4MORB		
14.	811-584C	AD 9/16MORB 3/4MJIC		
15.	841-001C	TE 9/16MORB 3/4MJIC 3/4MJIC		
16.	811-147C	CR 3/4MJIC		
17.	811-073C	TE 3/4MJIC 3/4MJIC 3/4FJIC		
18.	811-974C	HH3/8R2 135 3/4MORB 3/4FJIC		
19.	841-274C	HH3/8R2 191 3/4FJIC		
20.	841-006C	HH3/8R2 087 3/4FJIC		
21.	811-639C	HH3/8R2 013 3/4FJIC		
22.	841-005C	HH3/8R2 043 3/4FJIC		
23.	811-645C	HH3/8R2 030 3/4FJIC		
24.	811-968C	HH3/8R2 027 3/4FJIC		
25.	811-915C	HG HANDLE - GREEN EXT		
26.	811-916C	HG HANDLE - GREEN RET		
27.	811-919C	AD 3/4MORB 3/4FORB (HG)		
28.	548-003S	HG PAIR - GREEN MORB-FORB	Includes items 25 thru 27	
29.	811-394C	CP 3/4FORB MALE QD POPPET TYPE		

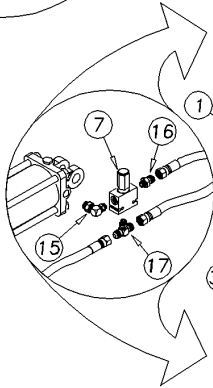
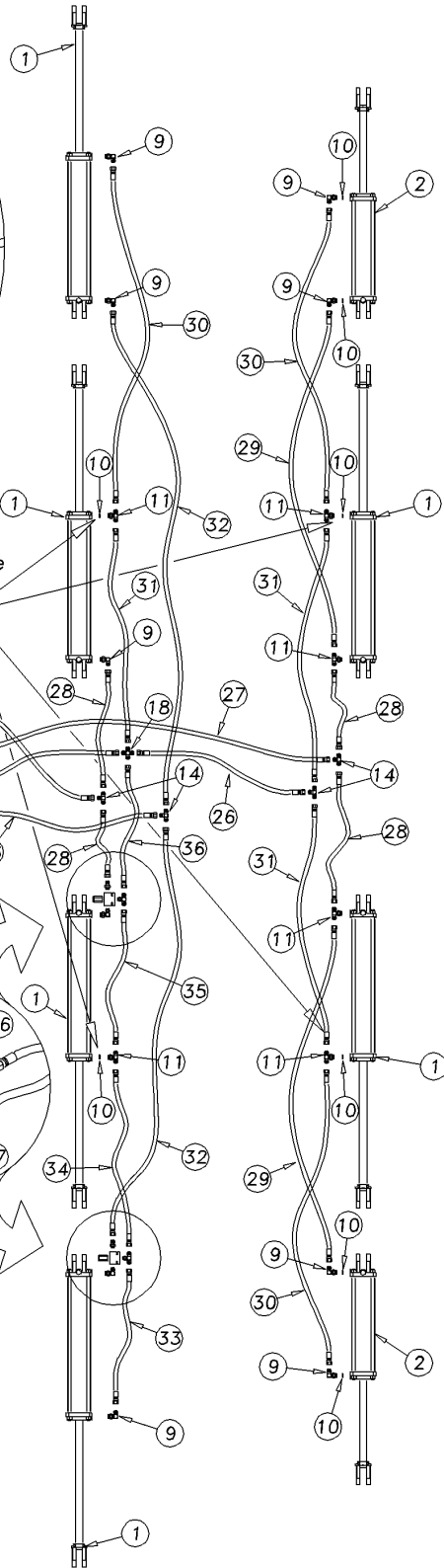
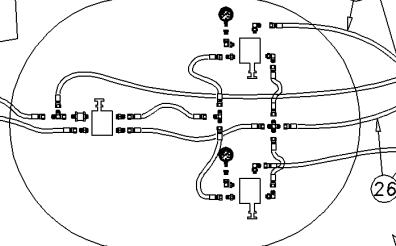
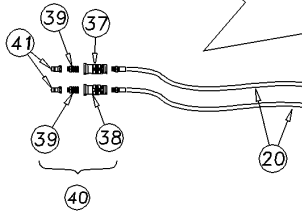
Table of Contents Part Number Index

Hydraulic Fold System, 5036

(Applies to UT5036 only)



WARNING: Hose Rupture Safety Restrictor. DO NOT REMOVE.



8		9		10	
11		12		13	
14		15		16	
17		18		19	
42					

00468

Hydraulic Fold System, 5036

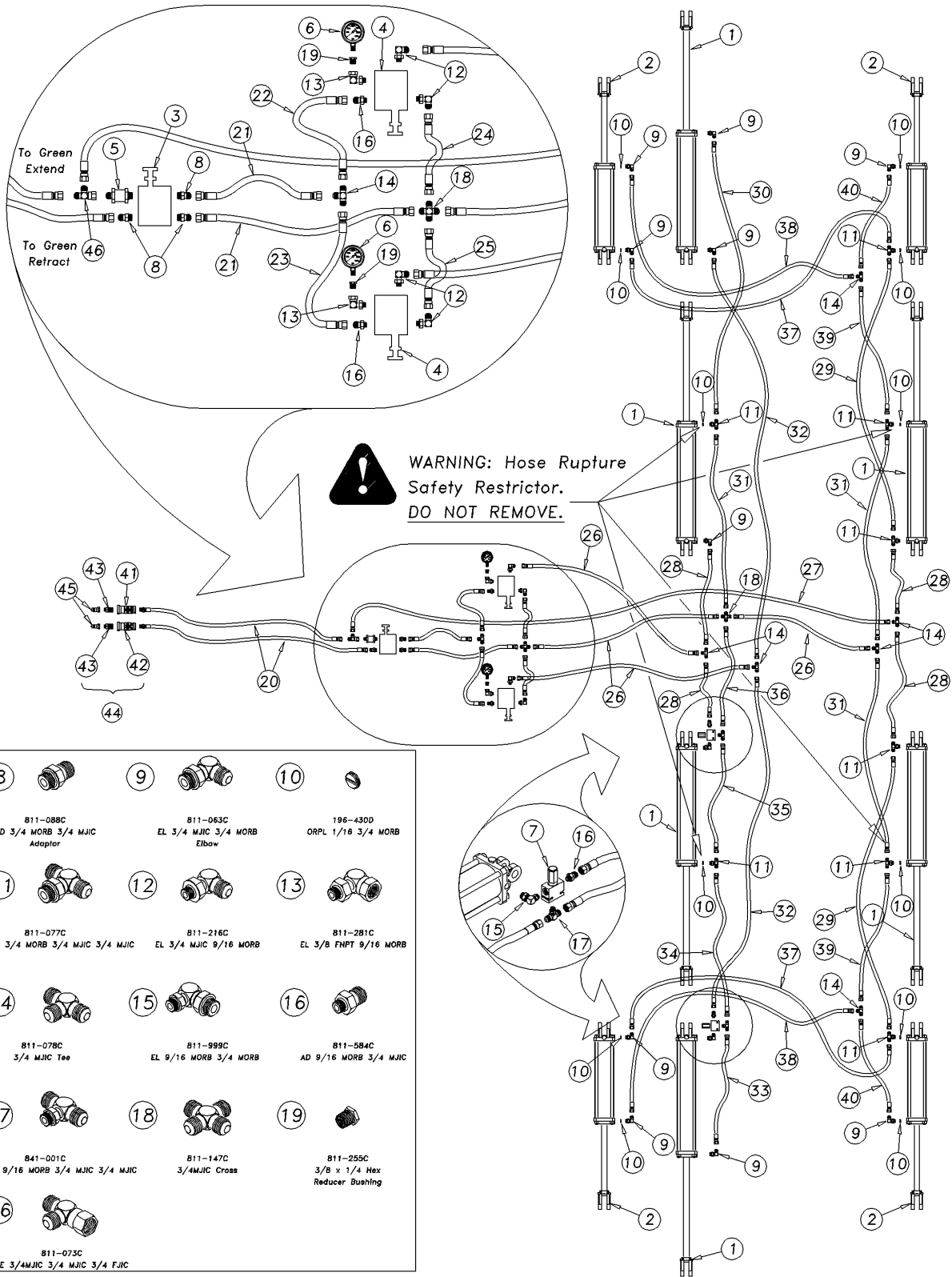
(Applies to UT5036 only)

Ref	Part No.	Part Description	Comments	Revision
	dwg00468	Image No.		
1.	810-487C	CYL 4X24X1.5 TIE 34.63CL 3000#	GP Seal Kit # 810-060C	
1.	810-060C	CYL SEAL KIT-810-031C-5A6104		
2.	810-486C	CYL 4X16X1.25 TIE 26.63CL 3000	GP Seal Kit # 810-013C	
2.	810-013C	CYL SEAL KIT 4 X 14 MW 5A6102		
3.	810-432C	HYDRAULIC BYPASS VALVE		
4.	810-301C	VALVE PRESS REDUCING W/CHECK		
5.	810-532C	FILTER INLINE 3/4MORB 3/4MJIC		
6.	810-300C	PRESSURE GAUGE 3000 PSI		
7.	810-348C	RELIEF VALVE 1500 PSI TAMP PRF		
8.	811-088C	AD 3/4MORB 3/4MJIC		
9.	811-063C	EL 3/4MJIC 3/4MORB		
10.	196-430D	ORIFICE PLATE 1/16 3/4MORB		Rev. 2
10.	811-845C	RPBY 196-430D		Rev. 1
11.	811-077C	TE 3/4MORB 3/4MJIC 3/4MJIC		
12.	811-216C	EL 3/4MJIC 9/16MORB		
13.	811-281C	EL 3/8FNPT 9/16MORB		
14.	811-078C	TE 3/4MJIC		
15.	811-999C	EL 9/16MORB 3/4MORB		
16.	811-584C	AD 9/16MORB 3/4MJIC		
17.	841-001C	TE 9/16MORB 3/4MJIC 3/4MJIC		
18.	811-147C	CR 3/4MJIC		
19.	811-255C	AD 3/8MNPT 1/4FNPT		
20.	811-236C	HH3/8R2 084 3/4FJIC 3/4MORB		
21.	811-848C	HH3/8R2 054 3/4FJIC		
22.	811-643C	HH3/8R2 021 3/4FJIC		
23.	811-968C	HH3/8R2 027 3/4FJIC		
24.	841-007C	HH3/8R2 010 3/4FJIC		
25.	841-008C	HH3/8R2 017 3/4FJIC		
26.	841-006C	HH3/8R2 087 3/4FJIC		
27.	841-009C	HH3/8R2 231 3/4FJIC		
28.	811-968C	HH3/8R2 027 3/4FJIC		
29.	811-936C	HH3/8R2 119 3/4FJIC		
30.	811-934C	HH3/8R2 114 3/4FJIC		
31.	841-005C	HH3/8R2 043 3/4FJIC		
32.	811-936C	HH3/8R2 119 3/4FJIC		
33.	811-645C	HH3/8R2 030 3/4FJIC		
34.	841-006C	HH3/8R2 087 3/4FJIC		Rev. 2
34.	811-993C	HH3/8R2 075 3/4FJIC	Changed to 841-006C	Rev. 1
35.	811-645C	HH3/8R2 030 3/4FJIC		
36.	841-007C	HH3/8R2 010 3/4FJIC		
37.	811-915C	HG HANDLE - GREEN EXT		
38.	811-916C	HG HANDLE - GREEN RET		
39.	811-919C	AD 3/4MORB 3/4FORB (HG)		
40.	548-003S	HG PAIR - GREEN MORB-FORB	Includes items 37 thru 39	
41.	811-394C	CP 3/4FORB MALE QD POPPET TYPE		

Table of Contents Part Number Index

Hydraulic Fold System, 5042, 5048 & 5052

(Applies to UT5042, UT5048, UT5052 only)



00577

Hydraulic Fold System, 5042, 5048 & 5052

(Applies to UT5042, UT5048, UT5052 only)

Ref	Part No.	Part Description	Comments	Revision
	dwg00577	Image No.		
1.	810-487C	CYL 4X24X1.5 TIE 34.63CL 3000#	GP Seal Kit # 810-060C	
1.	810-060C	CYL SEAL KIT-810-031C-5A6104		
2.	810-486C	CYL 4X16X1.25 TIE 26.63CL 3000	GP Seal Kit # 810-013C	
2.	810-013C	CYL SEAL KIT 4 X 14 MW 5A6102		
3.	810-432C	HYDRAULIC BYPASS VALVE		
4.	810-301C	VALVE PRESS REDUCING W/CHECK		
5.	810-532C	FILTER INLINE 3/4MORB 3/4MJIC		
6.	810-300C	PRESSURE GAUGE 3000 PSI		
7.	810-348C	RELIEF VALVE 1500 PSI TAMP PRF		
8.	811-088C	AD 3/4MORB 3/4MJIC		
9.	811-063C	EL 3/4MJIC 3/4MORB		
10.	196-430D	ORIFICE PLATE 1/16 3/4MORB		Rev. 2
10.	811-845C	RPBY 196-430D		Rev. 1
11.	811-077C	TE 3/4MORB 3/4MJIC 3/4MJIC		
12.	811-216C	EL 3/4MJIC 9/16MORB		
13.	811-281C	EL 3/8FNPT 9/16MORB		
14.	811-078C	TE 3/4MJIC		
15.	811-999C	EL 9/16MORB 3/4MORB		
16.	811-584C	AD 9/16MORB 3/4MJIC		
17.	841-001C	TE 9/16MORB 3/4MJIC 3/4MJIC		
18.	811-147C	CR 3/4MJIC		
19.	811-255C	AD 3/8MNPT 1/4FNPT		
20.	811-236C	HH3/8R2 084 3/4FJIC 3/4MORB		
21.	811-848C	HH3/8R2 054 3/4FJIC	Model 5042	
21.	811-670C	HH3/8R2 062 3/4FJIC	Model 5048 & 5052	
22.	811-643C	HH3/8R2 021 3/4FJIC		
23.	811-968C	HH3/8R2 027 3/4FJIC		
24.	841-007C	HH3/8R2 010 3/4FJIC		
25.	841-008C	HH3/8R2 017 3/4FJIC		
26.	841-006C	HH3/8R2 087 3/4FJIC		
27.	841-009C	HH3/8R2 231 3/4FJIC	Model 5042	
27.	811-886C	HH3/8R2 237 3/4FJIC	Model 5048 & 5052	
28.	811-968C	HH3/8R2 027 3/4FJIC	Model 5042	
28.	811-838C	HH3/8R2 042 3/4FJIC	Model 5048 & 5052	
29.	841-010C	HH3/8R2 133 3/4FJIC	Model 5042	
29.	811-549C	HH3/8R2 147 3/4FJIC	Model 5048 & 5052	
30.	811-851C	HH3/8R2 126 3/4FJIC	Model 5042	
30.	811-126C	HH3/8R2 140 3/4FJIC	Model 5048 & 5052	
31.	841-005C	HH3/8R2 043 3/4FJIC	Model 5042	
31.	811-952C	HH3/8R2 057 3/4FJIC	Model 5048 & 5052	
32.	841-011C	HH3/8R2 131 3/4FJIC	Model 5042	
32.	841-015C	HH3/8R2 165 3/4FJIC	Model 5048 & 5052	
33.	811-645C	HH3/8R2 030 3/4FJIC		
34.	811-978C	HH3/8R2 093 3/4FJIC	Model 5042	
34.	841-012C	HH3/8R2 106 3/4FJIC	Model 5048 & 5052	
35.	811-645C	HH3/8R2 030 3/4FJIC		
36.	841-007C	HH3/8R2 010 3/4FJIC	Model 5042	
36.	811-841C	HH3/8R2 024 3/4FJIC	Model 5048 & 5052	
37.	811-941C	HH3/8R2 150 3/4FJIC		
38.	811-941C	HH3/8R2 150 3/4FJIC		
39.	811-687C	HH3/8R2 108 3/4FJIC 3/4FJIC	Model 5042	
39.	811-897C	HH3/8R2 123 3/4FJIC	Model 5048 & 5052	
40.	811-688C	HH3/8R2 019 3/4FJIC 3/4FJIC		
41.	811-915C	HG HANDLE - GREEN EXT		
42.	811-916C	HG HANDLE - GREEN RET		
43.	811-919C	AD 3/4MORB 3/4FORB (HG)		
44.	548-003S	HG PAIR - GREEN MORB-FORB	Includes items 39 thru 41	

Hydraulic Fold System, 5042, 5048 & 5052 (continued)

(Applies to UT5042, UT5048, UT5052 only)

Ref	Part No.	Part Description	Comments	Revision
45.	811-394C	CP 3/4FORB MALE QD POPPET TYPE		
46.	811-073C	TE 3/4MJIC 3/4MJIC 3/4FJIC		

Hydraulic Fold System, 5042, 5048 & 5052 (continued)

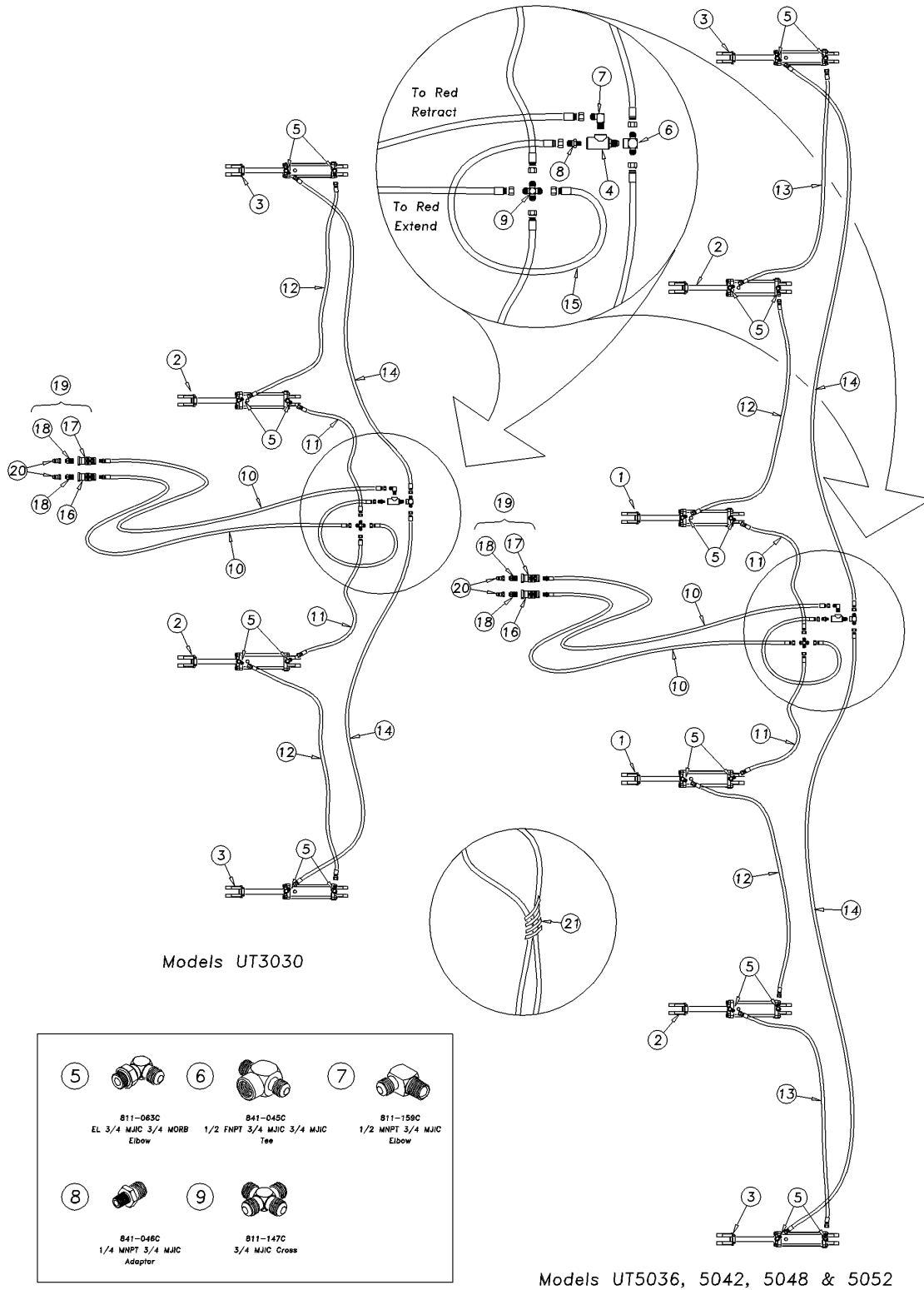
(Applies to UT5042, UT5048, UT5052 only)

This Page Intentionally Left Blank

Table of Contents Part Number Index

Hydraulic Gang Layout

(Applies to UT3030, UT5036, UT5042, UT5048, UT5052 only)



00469

Hydraulic Gang Layout

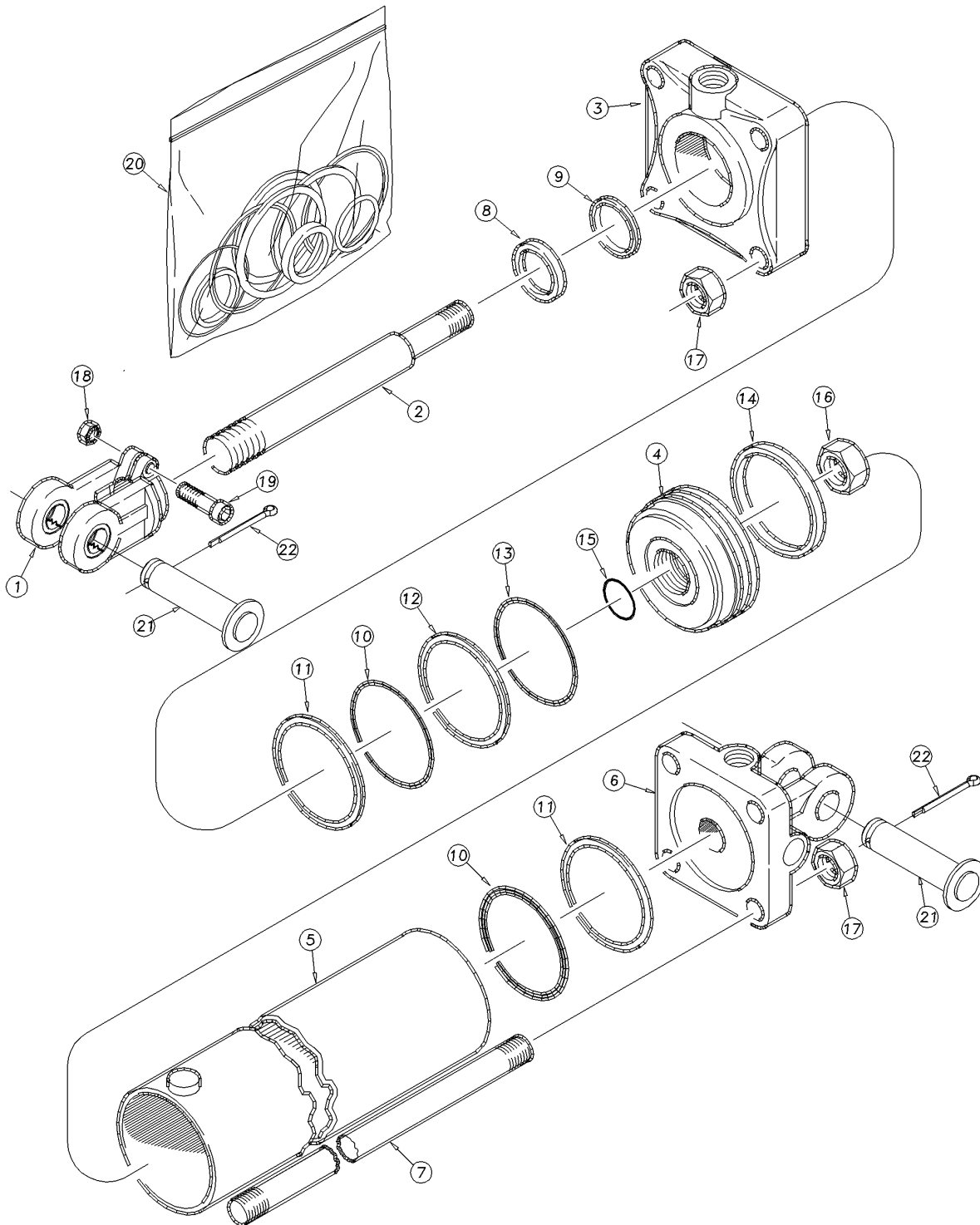
(Applies to UT3030, UT5036, UT5042, UT5048, UT5052 only)

Ref	Part No.	Part Description	Comments	Revision
	dwg00469	Image No.		
1.	810-479C	CYL REP 3.50x8x1.25 rod	GP Seal Kit # 810-174C	
1.	810-174C	SEAL KIT MW 3.5 RPHCYL 4A3104		
2.	810-478C	CYL REP 3.25x8x1.25 rod	GP Seal Kit # 810-173C	
2.	810-173C	SEAL KIT MW 3.25 RPHCYL 4A2104		
3.	810-477C	CYL REP 3x8x1.25 rod	GP Seal Kit # 810-211C	
3.	810-211C	SEAL KIT MW 3 RPHCYL 4A1104		
4.	PW0157	PILOT CHECK VALVE		
5.	811-063C	EL 3/4MJIC 3/4MORB		
6.	841-045C	TE 1/2FNPT 3/4MJIC 3/4MJIC		
7.	811-159C	EL 1/2MNPT 3/4MJIC		
8.	841-046C	AD 1/4MNPT 3/4MJIC		
9.	811-147C	CR 3/4MJIC		
10.	841-166C	HH3/8R2 164 3/4MORB 3/4FJIC	Model 3030, 5036 & 5042	
10.	841-047C	HH3/8R2 192 3/4MORB 3/4FJIC	Model 5048 & 5052	
11.	811-939C	HH3/8R2 039 3/4FJIC	Model 3030D, 5036D, 5042D	
11.	811-841C	HH3/8R2 024 3/4FJIC	Model 5048D & 5052D	
11.	811-943C	HH3/8R2 033 3/4FJIC	Model 3030C, 5036C, 5042C	
11.	811-838C	HH3/8R2 042 3/4FJIC	Model 5048C & 5052C	
12.	811-905C	HH3/8R2 121 3/4FJIC	Model 3030, 5042	
12.	841-025C	HH3/8R2 067 3/4FJIC	Model 5036D	
12.	811-988C	HH3/8R2 089 3/4FJIC	Model 5036C	
12.	811-894C	HH3/8R2 138 3/4FJIC	Model 5048D	
12.	841-003C	HH3/8R2 105 3/4FJIC	Model 5048C	
12.	811-894C	HH3/8R2 138 3/4FJIC	Model 5052D	
12.	841-003C	HH3/8R2 105 3/4FJIC	Model 5052C	
13.	811-127C	HH3/8R2 111 3/4FJIC	Model 5036D	
13.	811-978C	HH3/8R2 093 3/4FJIC	Model 5036C	
13.	811-127C	HH3/8R2 111 3/4FJIC	Model 5042D, 5042C	
13.	811-550C	HH3/8R2 144 3/4FJIC	Model 5048D	
13.	841-011C	HH3/8R2 131 3/4FJIC	Model 5048C	
13.	811-247C	HH3/8R2 116 3/4FJIC	Model 5052D	
13.	841-003C	HH3/8R2 105 3/4FJIC	Model 5052C	
14.	811-550C	HH3/8R2 144 3/4FJIC	Model 3030D	
14.	811-651C	HH3/8R2 154 3/4FJIC	Model 3030C	
14.	811-310C	HH3/8R2 198 3/4FJIC	Model 5036D	
14.	811-310C	HH3/8R2 198 3/4FJIC	Model 5036C	
14.	811-887C	HH3/8R2 252 3/4FJIC	Model 5042D, 5042C	
14.	811-662C	HH3/8R2 268 3/4FJIC	Model 5048D	
14.	811-890C	HH3/8R2 278 3/4FJIC	Model 5048C	
14.	811-996C	HH3/8R2 243 3/4FJIC	Model 5052D	
14.	811-887C	HH3/8R2 252 3/4FJIC	Model 5052C	
15.	811-643C	HH3/8R2 021 3/4FJIC		
16.	811-914C	HG HANDLE - RED EXT		
17.	811-827C	HG HANDLE - RED RET		
18.	811-919C	AD 3/4MORB 3/4FORB (HG)		
19.	548-002S	811-914C- RED MORB-FORB	Includes items 11 thru 13	
20.	811-394C	CP 3/4FORB MALE QD POPPET TYPE		
21.	575-268D	HOSE WRAP,LARGE SIZE,SHORT(8")		
21.	550-123D	HOSE WRAP,SMALL SIZE,SHORT(8")		
21.	550-346D	HOSE WRAP,LARGE SIZE,LONG(15")		

[Table of Contents](#) [Part Number Index](#)

Hydraulic Cylinder (810-138C 4X8X1.38 Rod)

(Applies to UT5036, UT5042, UT5048, UT5052 only)



41918

Hydraulic Cylinder (810-138C 4X8X1.38 Rod)

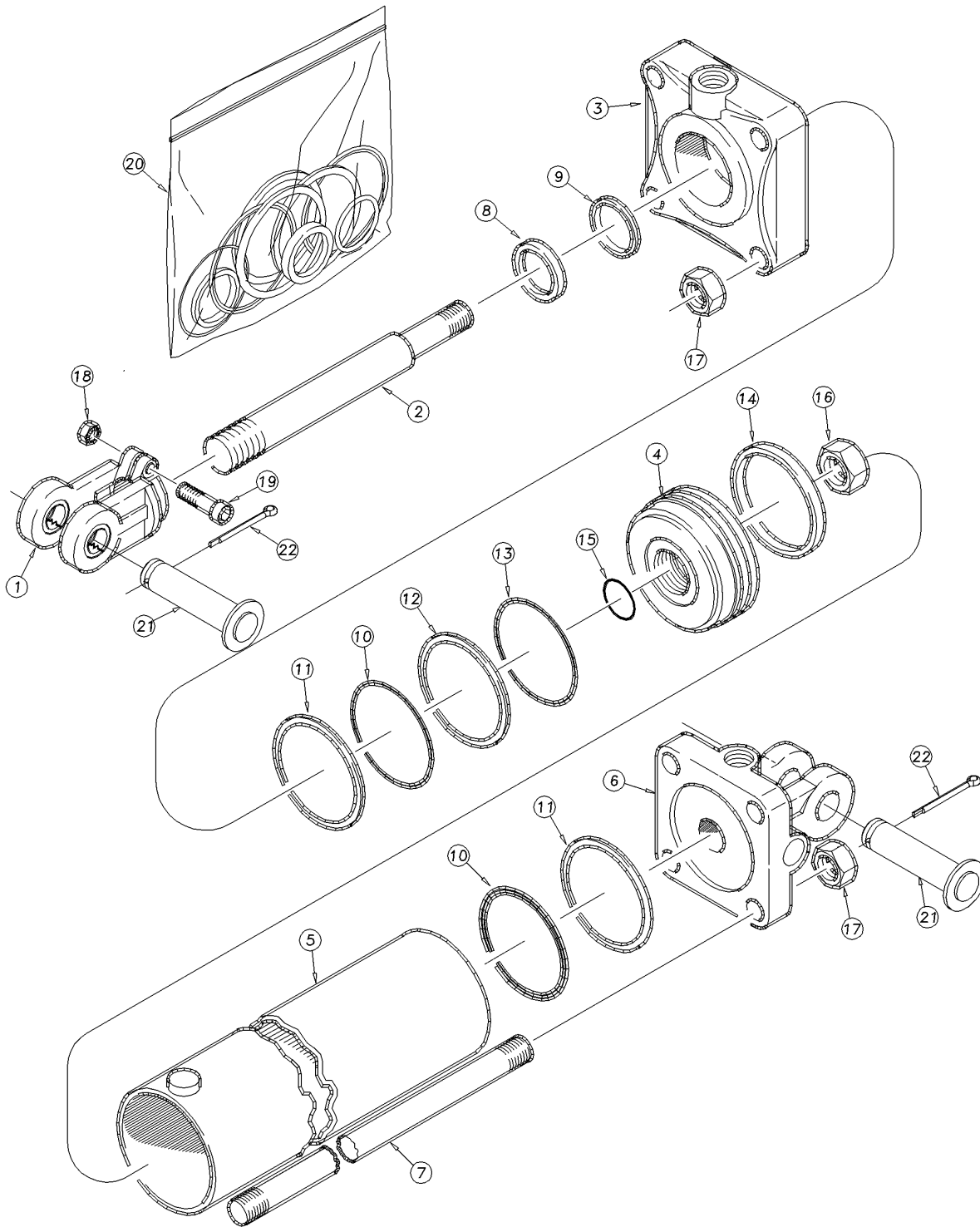
(Applies to UT5036, UT5042, UT5048, UT5052 only)

Ref	Part No.	Part Description	Comments	Revision
	dwg41918	Image No.		
1.	1M7016-ADI	MIDWAY HARDENED CLEVIS ADI		
2.	2M6816NC	MW ROD 1 3/8 DIA		
3.	3R5840	MW HEAD	(S/N A1181A+)	Rev. 2
3.	3R5812	MW HEAD	(S/N A1180A-)	Rev. 1
4.	4R5109	MW PISTON		
5.	5R5116	MIDWAY TUBE		
6.	6R5164-ADI	MIDWAY ADI BASE		
7.	7M6316	MW TIE ROD 4 X 10 CYLINDER		
8.		MW WIPER SEAL	Only in item 20	
9.		U-CUP	Only in item 20	
10.		O-RING MIDWAY	Only in item 20	
11.		BACK UP MIDWAY	Only in item 20	
12.		TEFLON SEAL	Only in item 20	
13.		LOADER	Only in item 20	
14.		WEAR RING	Only in item 20	
15.		O-RING	Only in item 20	
16.	2A0024	MW PISTON NUT 1-14		
17.	2A0018	MW TIE ROD NUT		
18.	803-234C	NUT HEX 3/8-16 PLAIN		
19.	802-023C	HHCS 3/8-16X1 3/4 GR5		
20.	810-151C	SEAL KIT MW 4 RPH CYL 4A5103		
21.	805-396C	PIN CLVS 1.0X3.13 USBL		
22.	805-058C	PIN COTTER 3/16 X 2		

[Table of Contents](#) [Part Number Index](#)

Hydraulic Cylinder (810-477C 3X8X1.25 Rod)

(Applies to UT3030, UT5036, UT5042, UT5048, UT5052 only)



41918

Hydraulic Cylinder (810-477C 3X8X1.25 Rod)

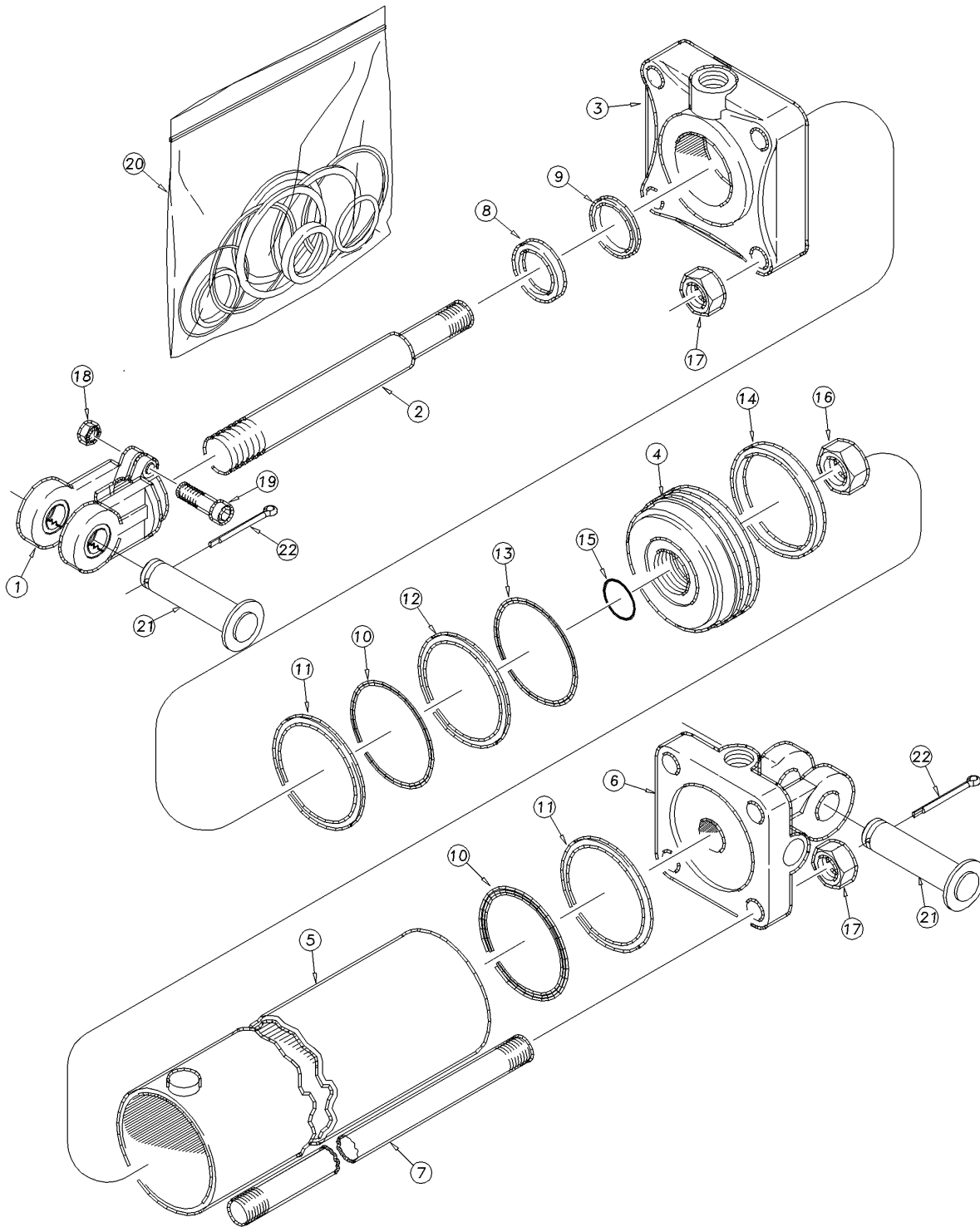
(Applies to UT3030, UT5036, UT5042, UT5048, UT5052 only)

Ref	Part No.	Part Description	Comments	Revision
	dwg41918	Image No.		
1.	1M7016-ADI	MIDWAY HARDENED CLEVIS ADI		
2.	2M4416NC	MW ROD 1-1/4 DIA X 8 STROKE		
3.	3R1440	MW HEAD	(S/N A1181A+)	Rev. 2
3.	3R1412	MW HEAD 3X1-1/4 ROD PT.E	(S/N A1180A-)	Rev. 1
4.	4R1109	MIDWAY PISTON		
5.	5R1116	MIDWAY TUBE		
6.	6R1164-ADI	MIDWAY ADI BASE		
7.	7M4316	MW TIE ROD 3 X 8 CYLINDER		
8.		MW WIPER SEAL	Only in item 20	
9.		U-CUP	Only in item 20	
10.		O-RING MIDWAY	Only in item 20	
11.		BACK UP MIDWAY	Only in item 20	
12.		TEFLON SEAL	Only in item 20	
13.		LOADER	Only in item 20	
14.		WEAR RING	Only in item 20	
15.		O-RING	Only in item 20	
16.	2A0024	MW PISTON NUT 1-14		
17.	2A0014	MW TIE ROD NUT		
18.	803-234C	NUT HEX 3/8-16 PLAIN		
19.	802-023C	HHCS 3/8-16X1 3/4 GR5		
20.	810-211C	SEAL KIT MW 3 RPHCYL 4A1104		
21.	805-396C	PIN CLVS 1.0X3.13 USBL		
22.	805-058C	PIN COTTER 3/16 X 2		

[Table of Contents](#) [Part Number Index](#)

Hydraulic Cylinder (810-478C 3.25X8X1.25 Rod)

(Applies to UT3030, UT5036, UT5042, UT5048, UT5052 only)



41918

Hydraulic Cylinder (810-478C 3.25X8X1.25 Rod)

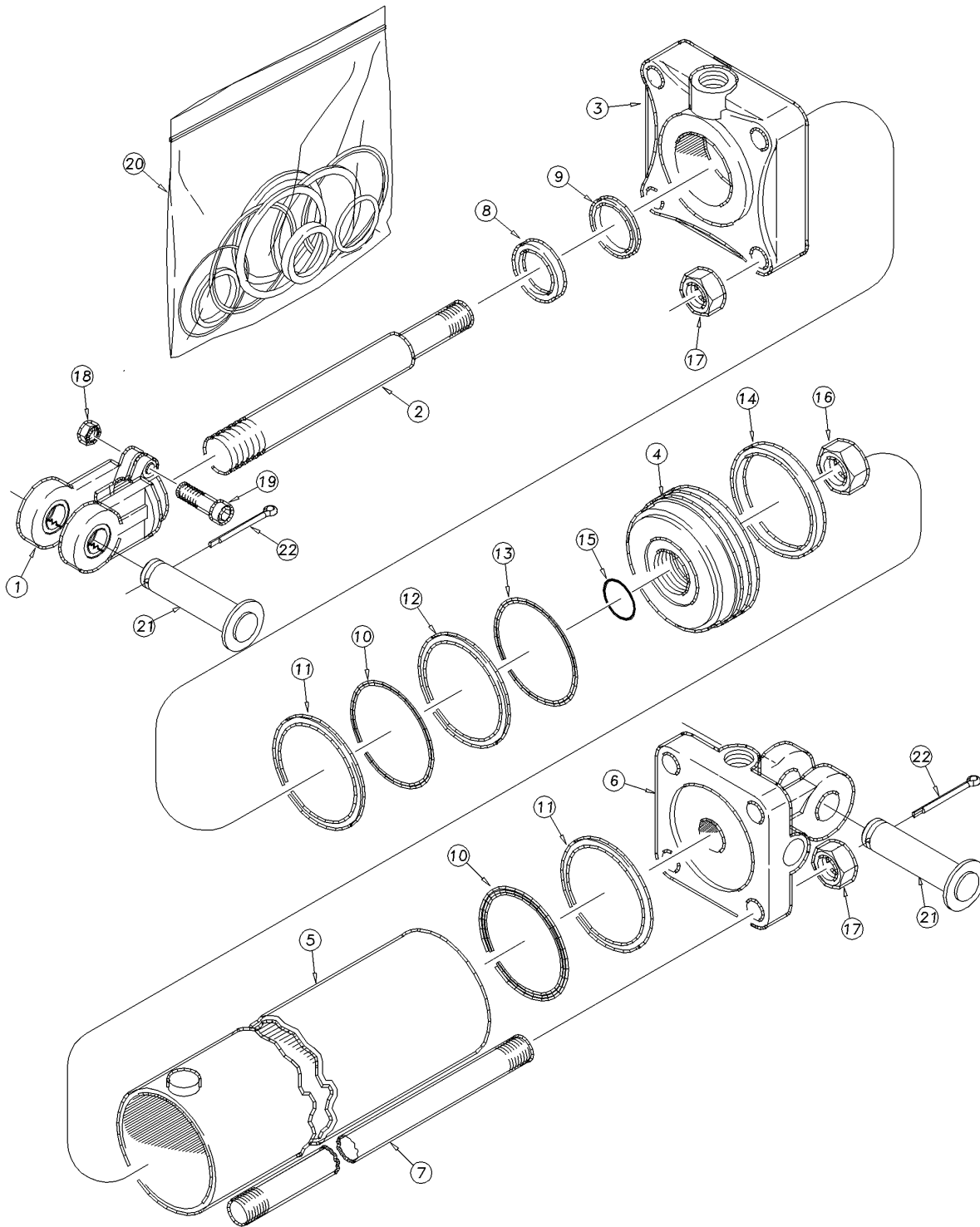
(Applies to UT3030, UT5036, UT5042, UT5048, UT5052 only)

Ref	Part No.	Part Description	Comments	Revision
	dwg41918	Image No.		
1.	1M7016-ADI	MIDWAY HARDENED CLEVIS ADI		
2.	2M5416NC	MW ROD 1 1/4 DIA		
3.	3R2440	MW HEAD	(S/N A1181A+)	Rev. 2
3.	3R2412	MW HEAD	(S/N A1180A-)	Rev. 1
4.	4R2109	PISTON MIDWAY		
5.	5R2116	TUBE MIDWAY		
6.	6R2164-ADI	MIDWAY ADI BASE		
7.	7M5316	MW TIE ROD		
8.		MW WIPER SEAL	Only in item 20	
9.		U-CUP	Only in item 20	
10.		O-RING MIDWAY	Only in item 20	
11.		BACK UP MIDWAY	Only in item 20	
12.		TEFLON SEAL	Only in item 20	
13.		LOADER	Only in item 20	
14.		WEAR RING	Only in item 20	
15.		O-RING	Only in item 20	
16.	2A0024	MW PISTON NUT 1-14		
17.	2A0016	MW TIE ROD NUT		
18.	803-234C	NUT HEX 3/8-16 PLAIN		
19.	802-023C	HHCS 3/8-16X1 3/4 GR5		
20.	810-173C	SEAL KIT MW 3.25 RPHCYL 4A2104		
21.	805-396C	PIN CLVS 1.0X3.13 USBL		
22.	805-058C	PIN COTTER 3/16 X 2		

[Table of Contents](#) [Part Number Index](#)

Hydraulic Cylinder (810-479C 3.25X8X1.25 Rod)

(Applies to UT3030, UT5036, UT5042, UT5048, UT5052 only)



41918

Hydraulic Cylinder (810-479C 3.25X8X1.25 Rod)

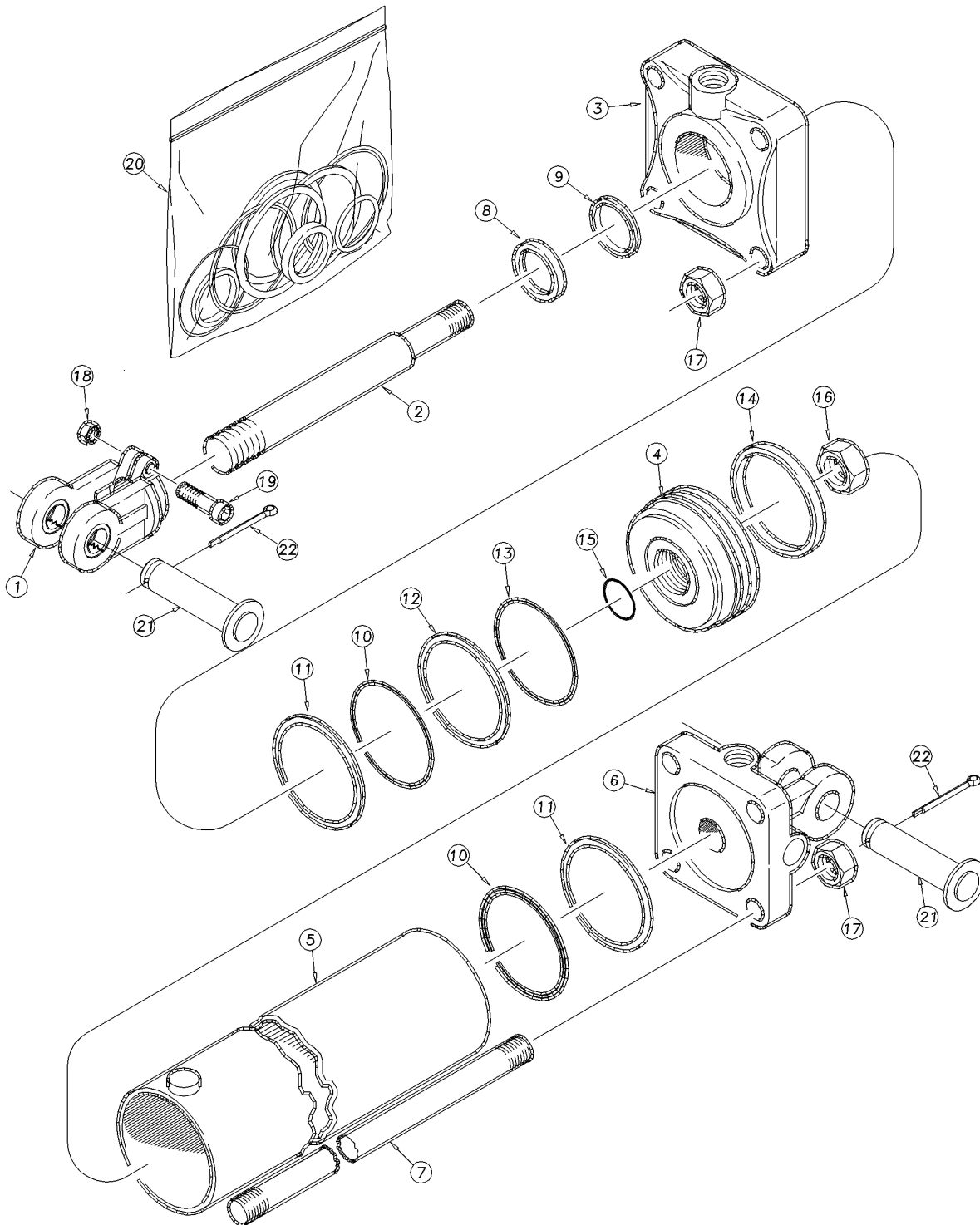
(Applies to UT3030, UT5036, UT5042, UT5048, UT5052 only)

Ref	Part No.	Part Description	Comments	Revision
	dwg41918	Image No.		
1.	1M7016-ADI	MIDWAY HARDENED CLEVIS ADI		
2.	2M5416NC	MW ROD 1 1/4 DIA		
3.	3R440	MW HEAD	(S/N A1181A+)	Rev. 2
3.	3R3412	MW HEAD	(S/N A1180A-)	Rev. 1
4.	4R3109	PISTON MIDWAY		
5.	5R3116	TUBE MIDWAY		
6.	6R3164-ADI	MIDWAY ADI BASE		
7.	7M5316	MW TIE ROD		
8.		MW WIPER SEAL	Only in item 20	
9.		U-CUP	Only in item 20	
10.		O-RING MIDWAY	Only in item 20	
11.		BACK UP MIDWAY	Only in item 20	
12.		TEFLON SEAL	Only in item 20	
13.		LOADER	Only in item 20	
14.		WEAR RING	Only in item 20	
15.		O-RING	Only in item 20	
16.	2A0024	MW PISTON NUT 1-14		
17.	2A0016	MW TIE ROD NUT		
18.	803-234C	NUT HEX 3/8-16 PLAIN		
19.	802-023C	HHCS 3/8-16X1 3/4 GR5		
20.	810-174C	SEAL KIT MW 3.5 RPHCYL 4A3104		
21.	805-396C	PIN CLVS 1.0X3.13 USBL		
22.	805-058C	PIN COTTER 3/16 X 2		

[Table of Contents](#) [Part Number Index](#)

Hydraulic Cylinder (810-480C 3.75X8X1.38 Rod)

(Applies to UT3030, UT5036, UT5042, UT5048, UT5052 only)



41918

Hydraulic Cylinder (810-480C 3.75X8X1.38 Rod)

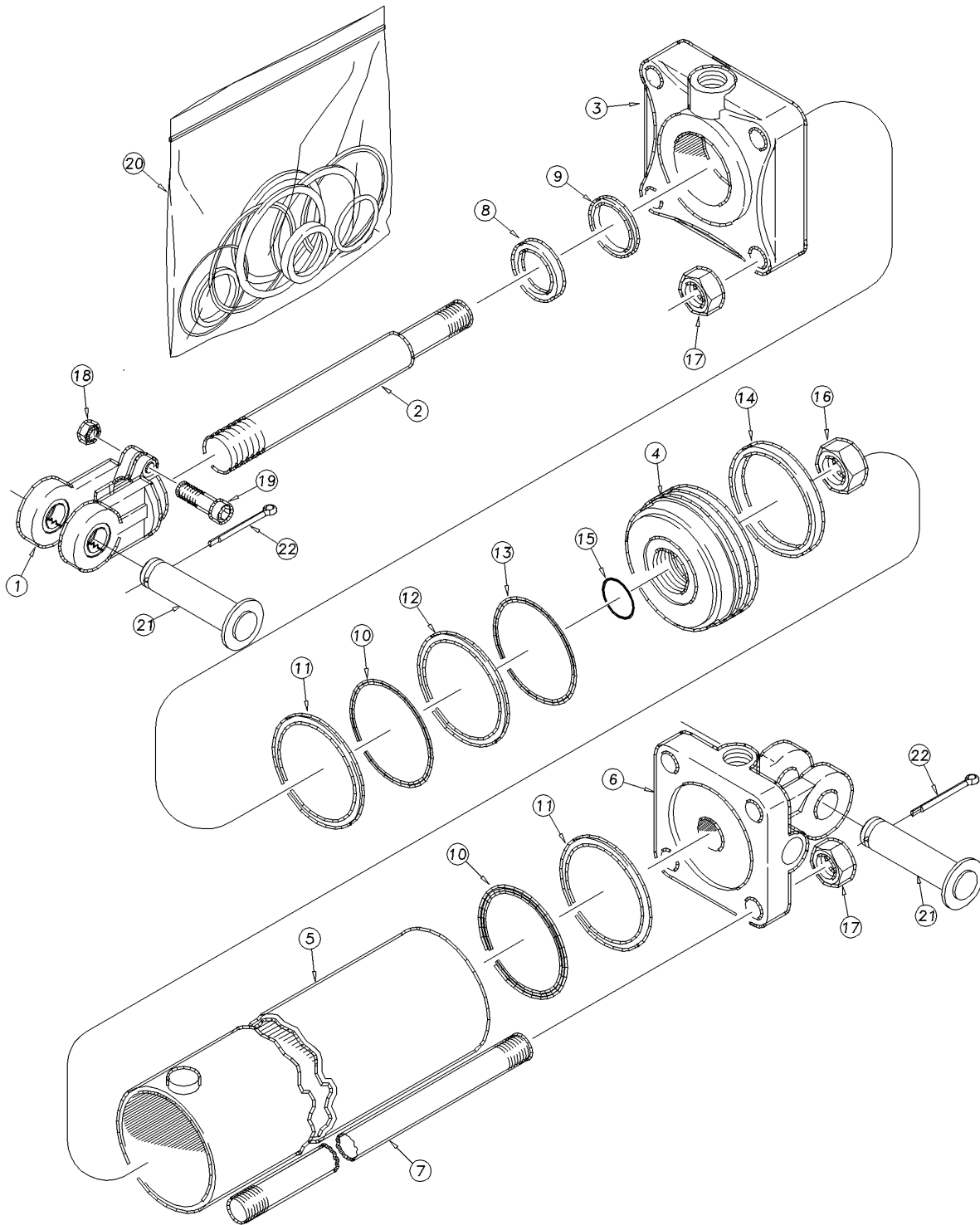
(Applies to UT3030, UT5036, UT5042, UT5048, UT5052 only)

Ref	Part No.	Part Description	Comments	Revision
	dwg41918	Image No.		
1.	1M7016-ADI	MIDWAY HARDENED CLEVIS ADI		
2.	2M6816NC	MW ROD		
3.	3R4840	MW HEAD	(S/N A1181A+)	Rev. 2
3.	3R4812	MW HEAD	(S/N A1180A-)	Rev. 1
4.	4R4109	PISTON MIDWAY		
5.	5R4116	MIDWAY TUBE		
6.	6R4164-ADI	MIDWAY ADI BASE		
7.	7M7316	MW TIE ROD		
8.		MW WIPER SEAL	Only in item 20	
9.		U-CUP	Only in item 20	
10.		O-RING MIDWAY	Only in item 20	
11.		BACK UP MIDWAY	Only in item 20	
12.		TEFLON SEAL	Only in item 20	
13.		LOADER	Only in item 20	
14.		WEAR RING	Only in item 20	
15.		O-RING	Only in item 20	
16.	2A0024	MW PISTON NUT 1-14		
17.	2A0018	MW TIE ROD NUT		
18.	803-234C	NUT HEX 3/8-16 PLAIN		
19.	802-023C	HHCS 3/8-16X1 3/4 GR5		
20.	810-373C	SEAL KIT MW 3.75X1.375 4A4103		
21.	805-396C	PIN CLVS 1.0X3.13 USBL		
22.	805-058C	PIN COTTER 3/16 X 2		

[Table of Contents](#) [Part Number Index](#)

Hydraulic Cylinder (810-481C 4.25X8X1.50 Rod)

(Applies to UT5042, UT5048, UT5052 only)



41918

Hydraulic Cylinder (810-481C 4.25X8X1.50 Rod)

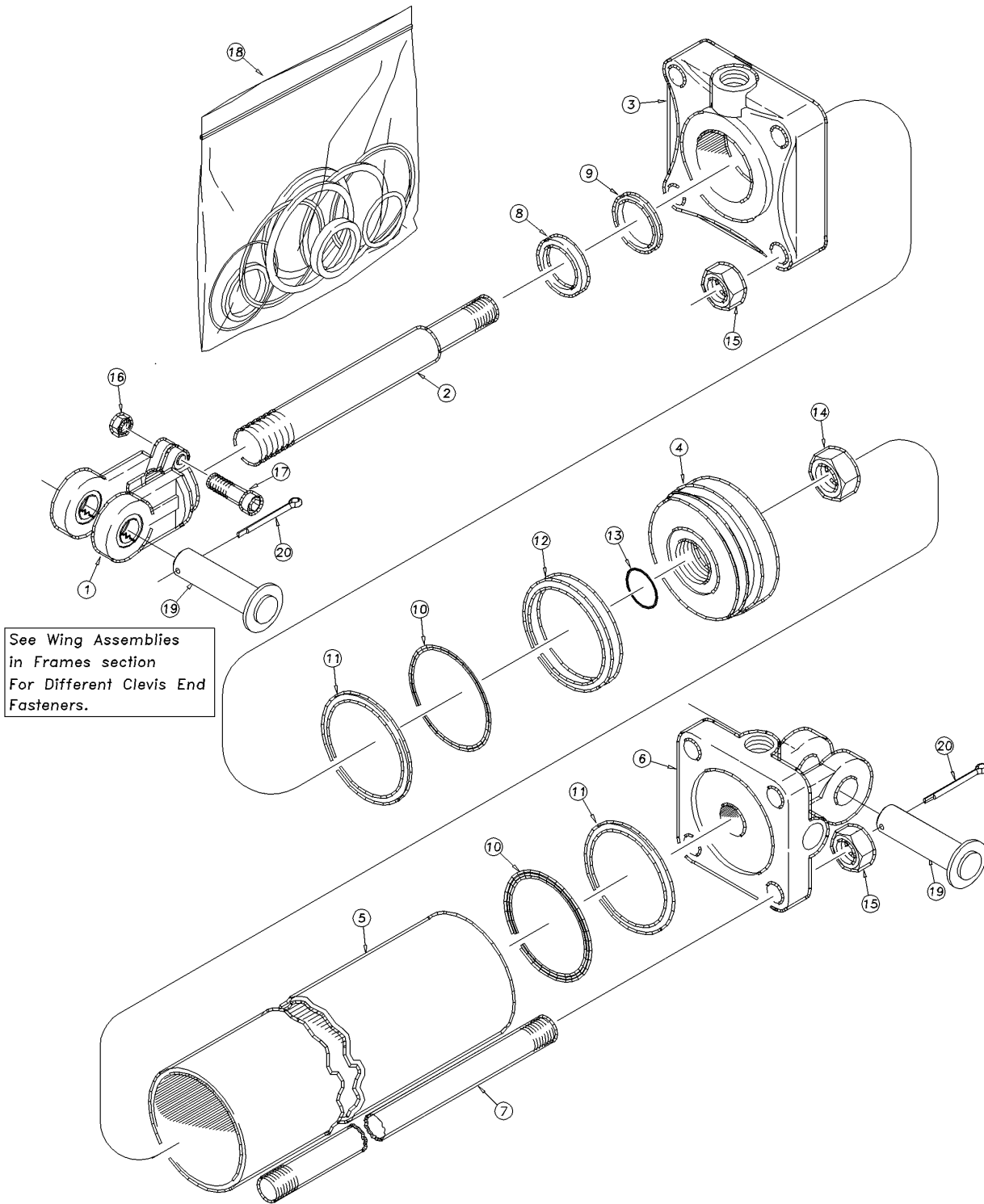
(Applies to UT5042, UT5048, UT5052 only)

Ref	Part No.	Part Description	Comments	Revision
	dwg41918	Image No.		
1.	1M7021-ADI	MW ROD CLEVIS 1.00PN 1.5-12THD		
2.	2S7516NC	MW ROD		
3.	3R6940	HEAD MIDWAY	(S/N A1181A+)	Rev. 2
3.	3R6912	HEAD MIDWAY	(S/N A1180A-)	Rev. 1
4.	4R6109	PISTON MIDWAY		
5.	5R5116	MW TUBE		
6.	6R6164-ADI	MIDWAY ADI BASE		
7.	7M7316	MW TIE ROD		
8.		MW WIPER SEAL	Only in item 20	
9.		U-CUP	Only in item 20	
10.		O-RING MIDWAY	Only in item 20	
11.		BACK UP MIDWAY	Only in item 20	
12.		TEFLON SEAL	Only in item 20	
13.		LOADER	Only in item 20	
14.		WEAR RING	Only in item 20	
15.		O-RING	Only in item 20	
16.	2A0024	MW PISTON NUT 1-14		
17.	803-257C	NUT HEX 3/4-16 PLAIN		
18.	803-234C	NUT HEX 3/8-16 PLAIN		
19.	802-023C	HHCS 3/8-16X1 3/4 GR5		
20.	810-144C	SEAL KIT MW 4.25 RPHCYL 4A6104		
21.	805-396C	PIN CLVS 1.0X3.13 USBL		
22.	805-058C	PIN COTTER 3/16 X 2		

[Table of Contents](#) [Part Number Index](#)

Hydraulic Cylinder (810-484C 3X24X1.25 Rod)

(Applies to UT3030, UT5036 only)



41913

Hydraulic Cylinder (810-484C 3X24X1.25 Rod)

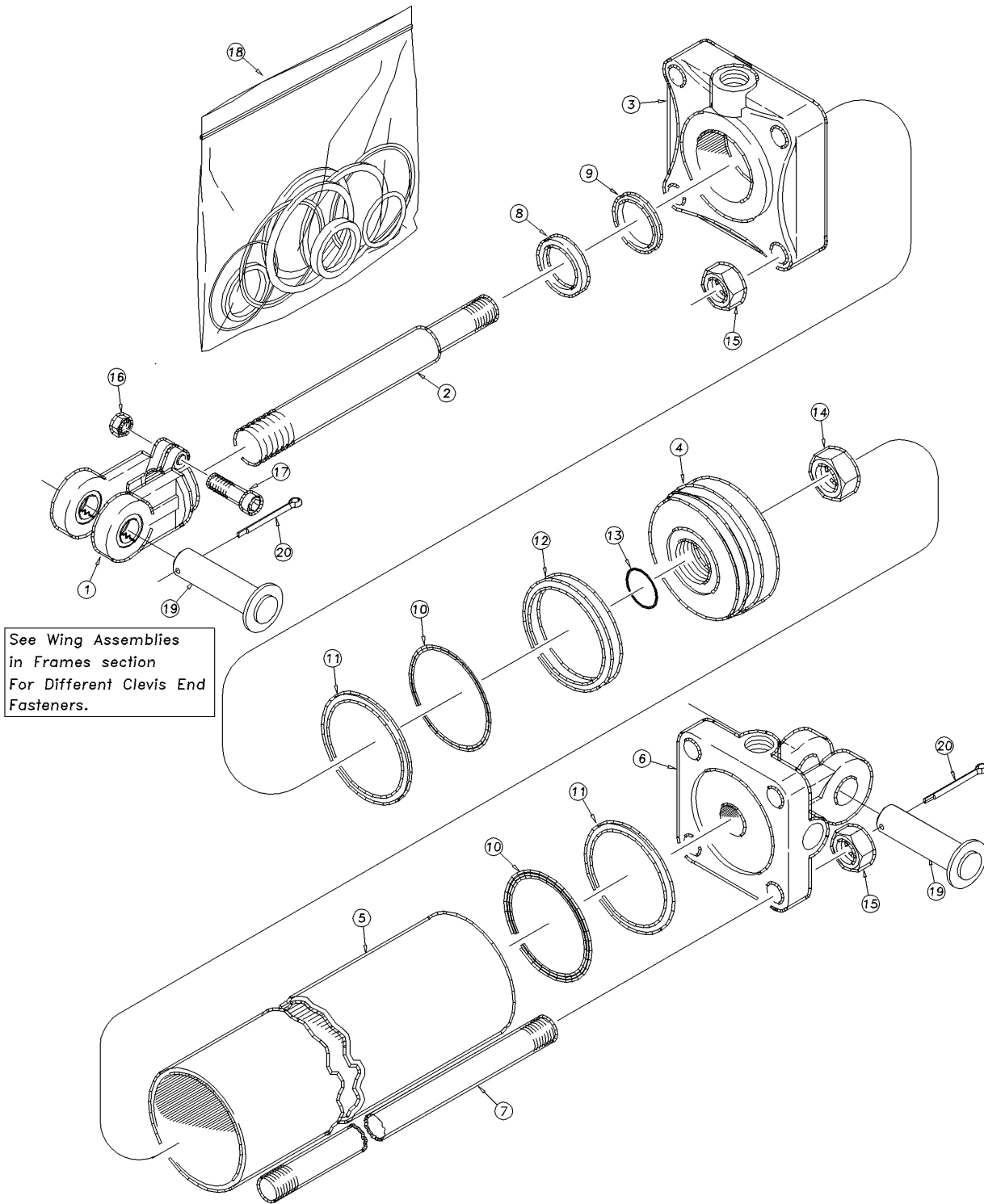
(Applies to UT3030, UT5036 only)

Ref	Part No.	Part Description	Comments	Revision
	dwg41913	Image No.		
1.	1M7016-ADI	MIDWAY HARDENED CLEVIS ADI		
2.	2M4432NC	MIDWAY ROD		
3.	3R1412	MW HEAD 3X1-1/4 ROD PT.E		
4.	4M4108	MW PISTON		
5.	5M4132	MW TUBE		
6.	6R1162-ADI	MIDWAY ADI BASE		
7.	7M4332	MW STD TIE ROD		
8.		MW WIPER	Only in item 18	
9.		U-CUP	Only in item 18	
10.		O-RING MIDWAY	Only in item 18	
11.		BACK UP MIDWAY	Only in item 18	
12.		CROWN SEAL MIDWAY	Only in item 18	
13.		MW PISTON NUT SEAL	Only in item 18	
14.	2A0024	MW PISTON NUT 1-14		
15.	2A0014	MW TIE ROD NUT		
16.	803-234C	NUT HEX 3/8-16 PLAIN		
17.	802-023C	HHCS 3/8-16X1 3/4 GR5		
18.	810-015C	CYL SEAL KIT MW (5A4104) 3 X 7		
19.	805-396C	PIN CLVS 1.0X3.13 USBL		
20.	805-058C	PIN COTTER 3/16 X 2		

[Table of Contents](#) [Part Number Index](#)

Hydraulic Cylinder (810-486C 4X16X1.25 Rod)

(Applies to UT5042, UT5048, UT5052 only)



41913

Hydraulic Cylinder (810-486C 4X16X1.25 Rod)

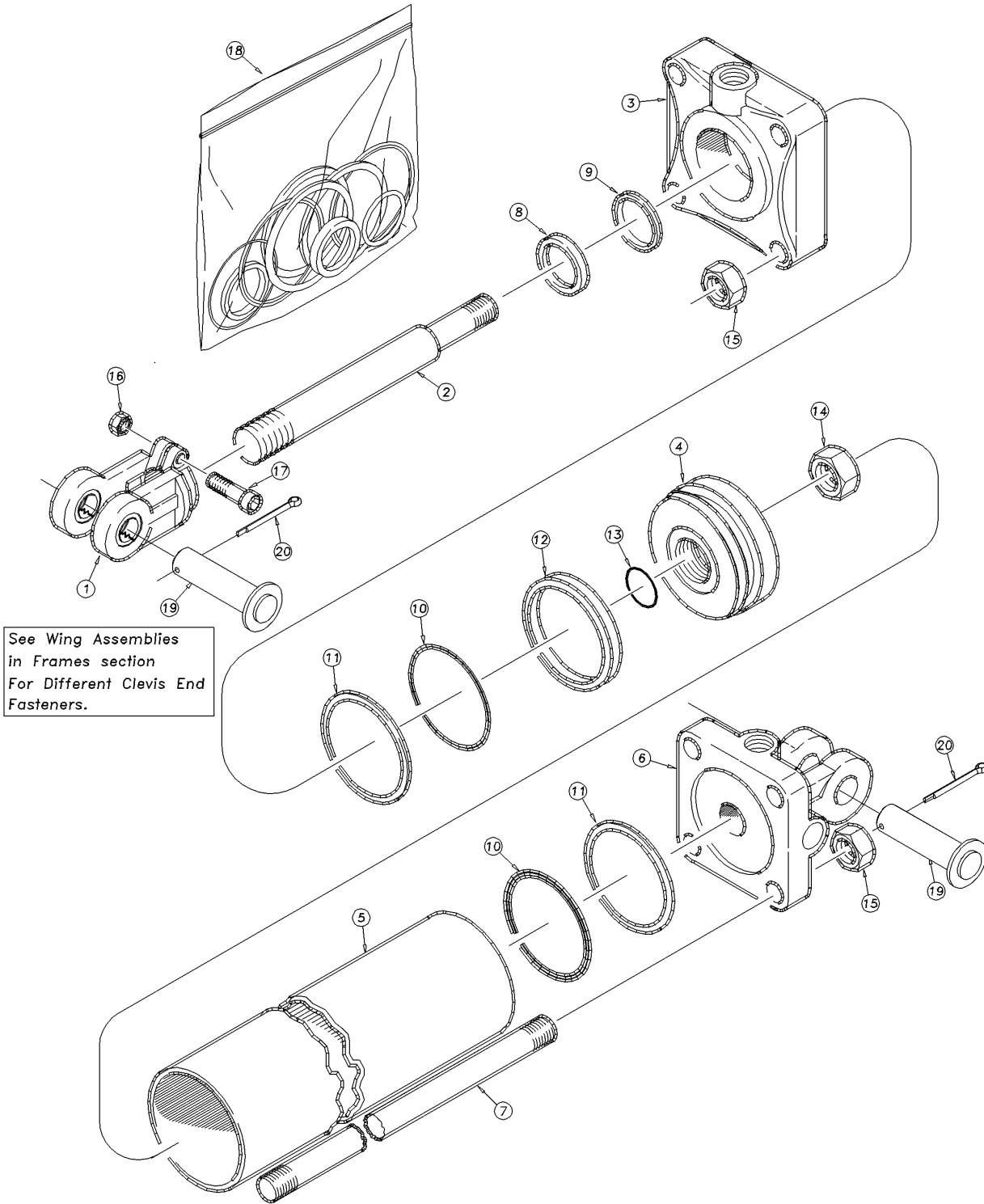
(Applies to UT5042, UT5048, UT5052 only)

Ref	Part No.	Part Description	Comments	Revision
	dwg41913	Image No.		
1.	1M7016-ADI	MIDWAY HARDENED CLEVIS ADI		
2.	2M6482NC	MW ROD 1 1/4 DIA		
3.	3R5712	MW HEAD		
4.	4M6108	MW PISTON		
5.	5M6124	MW TUBE 4 X 16 CYLINDER		
6.	6R5162-ADI	MIDWAY ADI BASE		
7.	7M6324	MW TIE ROD 4 X 16 CYLINDER		
8.		MW WIPER	Only in item 18	
9.		U-CUP	Only in item 18	
10.		O-RING MIDWAY	Only in item 18	
11.		BACK UP MIDWAY	Only in item 18	
12.		CROWN SEAL MIDWAY	Only in item 18	
13.		MW PISTON NUT SEAL	Only in item 18	
14.	2A0024	MW PISTON NUT 1-14		
15.	2A0018	MW TIE ROD NUT		
16.	803-234C	NUT HEX 3/8-16 PLAIN		
17.	802-023C	HHCS 3/8-16X1 3/4 GR5		
18.	810-013C	CYL SEAL KIT 4 X 14 MW 5A6102		
19.	805-396C	PIN CLVS 1.0X3.13 USBL		
20.	805-058C	PIN COTTER 3/16 X 2		

[Table of Contents](#) [Part Number Index](#)

Hydraulic Cylinder (810-487C 4X24X1.5 Rod)

(Applies to UT3030, UT5036, UT5042, UT5048, UT5052 only)



Hydraulic Cylinder (810-487C 4X24X1.5 Rod)

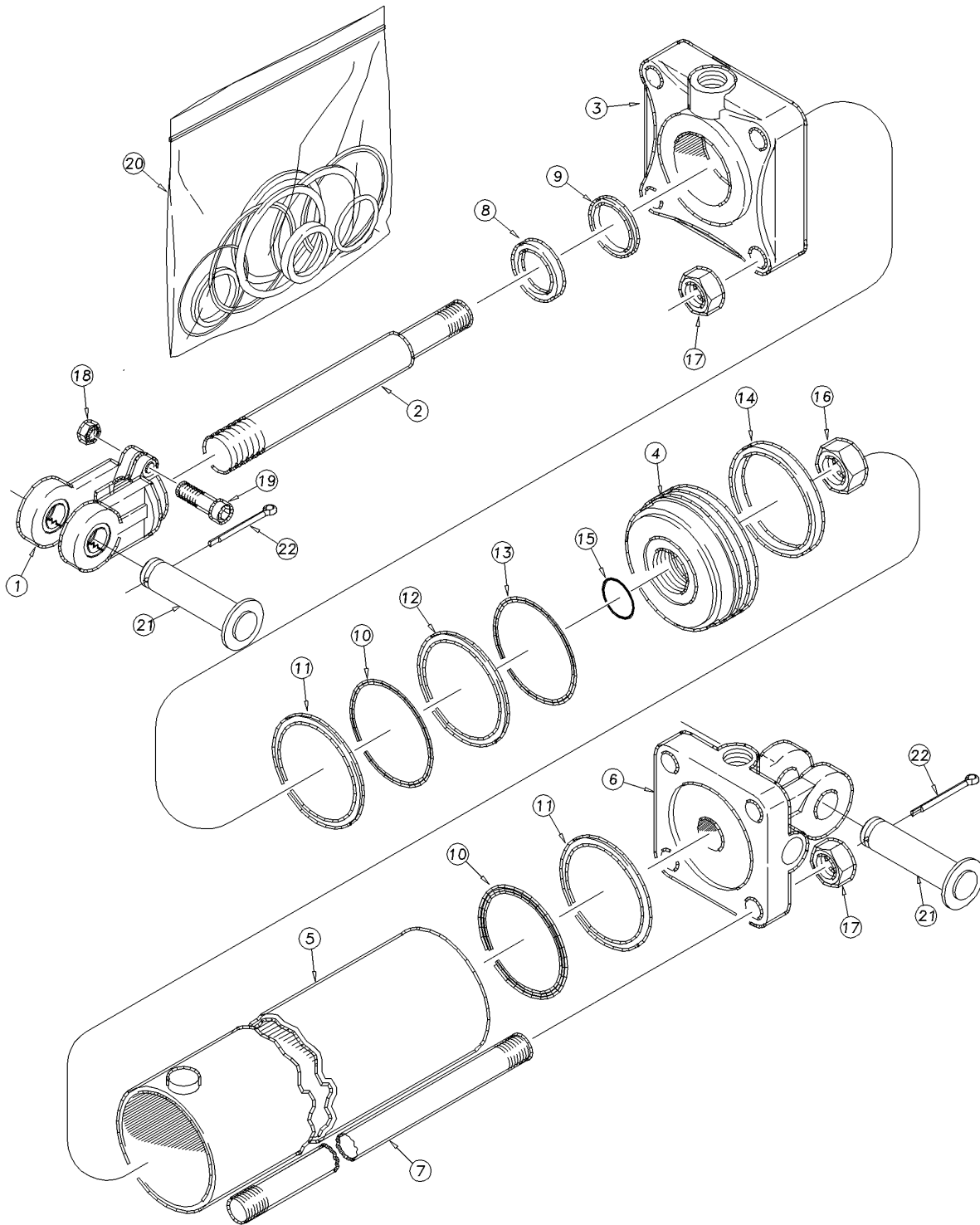
(Applies to UT3030, UT5036, UT5042, UT5048, UT5052 only)

Ref	Part No.	Part Description	Comments	Revision
	dwg41913	Image No.		
1.	1M7021-ADI	MW ROD CLEVIS 1.00PN 1.5-12THD		
2.	2S6570NC	MIDWAY ROD		
3.	3R5412	HEAD MIDWAY		
4.	4M6108	MW PISTON		
5.	5M6132	MW TUBE 4 X 24 CYLINDER		
6.	6R5162-ADI	MIDWAY ADI BASE		
7.	7M6332	MW TIE ROD 4 X 24 CYLINDER		
8.		MW WIPER	Only in item 18	
9.		U-CUP	Only in item 18	
10.		O-RING MIDWAY	Only in item 18	
11.		BACK UP MIDWAY	Only in item 18	
12.		CROWN SEAL MIDWAY	Only in item 18	
13.		MW PISTON NUT SEAL	Only in item 18	
14.	2A0024	MW PISTON NUT 1-14		
15.	2A0018	MW TIE ROD NUT		
16.	803-234C	NUT HEX 3/8-16 PLAIN		
17.	802-023C	HHCS 3/8-16X1 3/4 GR5		
18.	810-060C	CYL SEAL KIT-810-031C-5A6104		
19.	805-396C	PIN CLVS 1.0X3.13 USBL		
20.	805-058C	PIN COTTER 3/16 X 2		

[Table of Contents](#) [Part Number Index](#)

Hydraulic Cylinder (810-557C 4.50X8X1.50 Rod)

(Applies to UT5048, UT5052 only)



41918

Hydraulic Cylinder (810-557C 4.50X8X1.50 Rod)

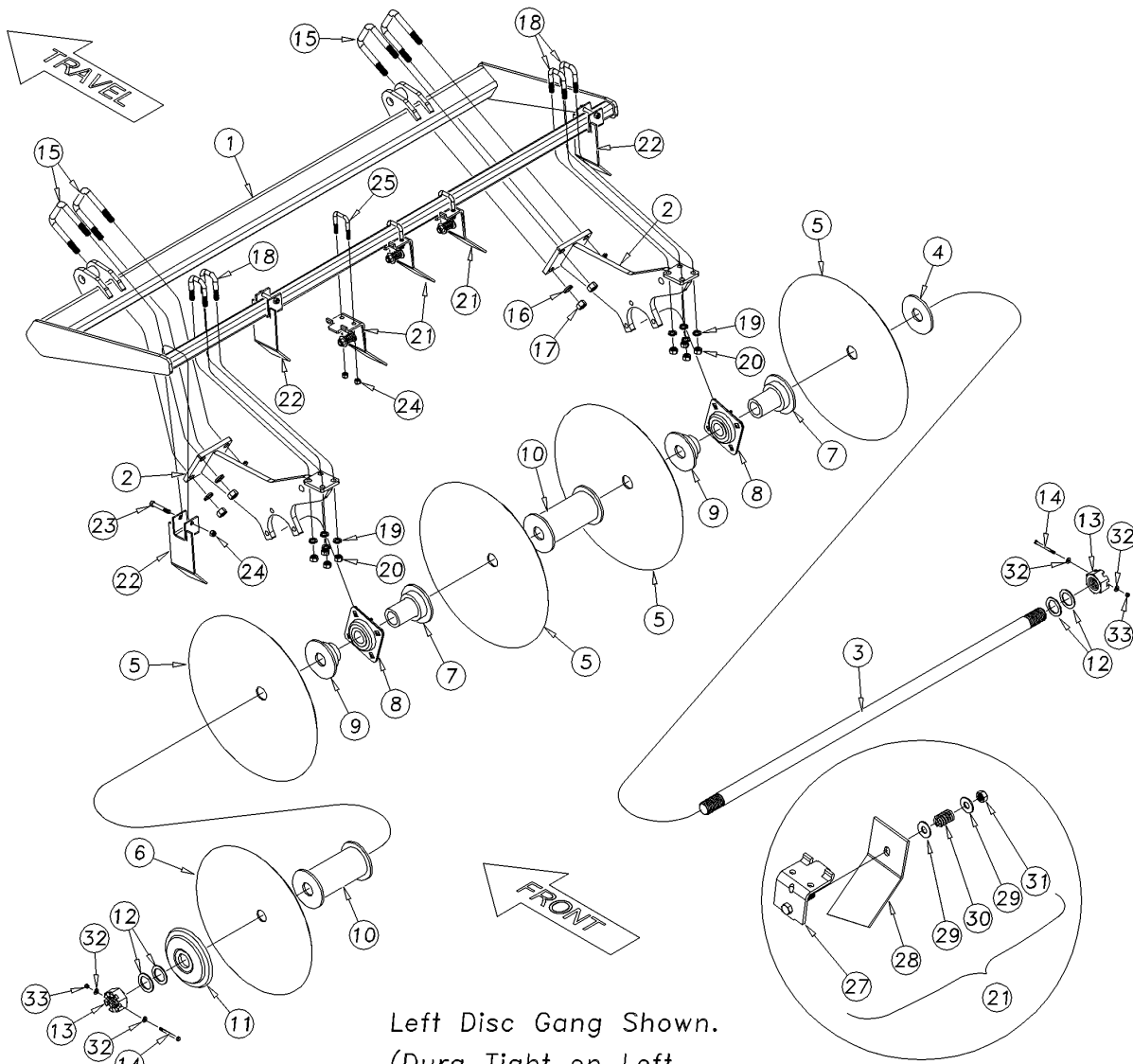
(Applies to UT5048, UT5052 only)

Ref	Part No.	Part Description	Comments	Revision
	dwg41918	Image No.		
1.	1M7021-ADI	MW ROD CLEVIS 1.00PN 1.5-12THD		
2.	2S7574NC	MW ROD		
3.	3R7540	HEAD MIDWAY	(S/N A1181A+)	Rev. 2
3.	3R7512	HEAD MIDWAY	(S/N A1180A-)	Rev. 1
4.	4R7113	PISTON MIDWAY		
5.	5R7116	TUBE MIDWAY		
6.	6R7184-ADI	MIDWAY ADI BASE		
7.	7M7316	MW TIE ROD		
8.		MW WIPER SEAL	Only in item 20	
9.		U-CUP	Only in item 20	
10.		O-RING MIDWAY	Only in item 20	
11.		BACK UP MIDWAY	Only in item 20	
12.		TEFLON SEAL	Only in item 20	
13.		LOADER	Only in item 20	
14.		WEAR RING	Only in item 20	
15.		O-RING	Only in item 20	
16.	2A0025	MW PISTON NUT 1 1/4"-12 UNF		
17.	803-257C	NUT HEX 3/4-16 PLAIN		
18.	803-234C	NUT HEX 3/8-16 PLAIN		
19.	802-023C	HHCS 3/8-16X1 3/4 GR5		
20.	810-158C	SEAL KIT MW 4.5 RPHCYL 4A7104		
21.	805-396C	PIN CLVS 1.0X3.13 USBL		
22.	805-058C	PIN COTTER 3/16 X 2		

Table of Contents Part Number Index

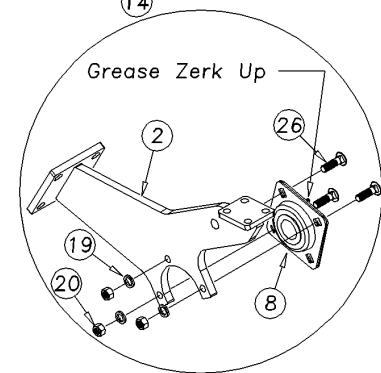
Disc Gang Assembly (S/N GP-A1202A-)

(Applies to UT3030, UT5036, UT5042, UT5048, UT5052 only)



Left Disc Gang Shown.
(Dura Tight on Left,
Bearing on Right.)

Spring Scraper Assembly
Right Shown.



Bearing Assembly
Left Disc Assy. Shown.

Left Parts		Right Parts	
	551-043S		551-035S
	551-037D		551-029D
Used on: Left Center Right Wings		Used on: Right Center Left Wings	
Identification of Left & Right Parts			

Disc Gang Assembly (S/N GP-A1202A-)

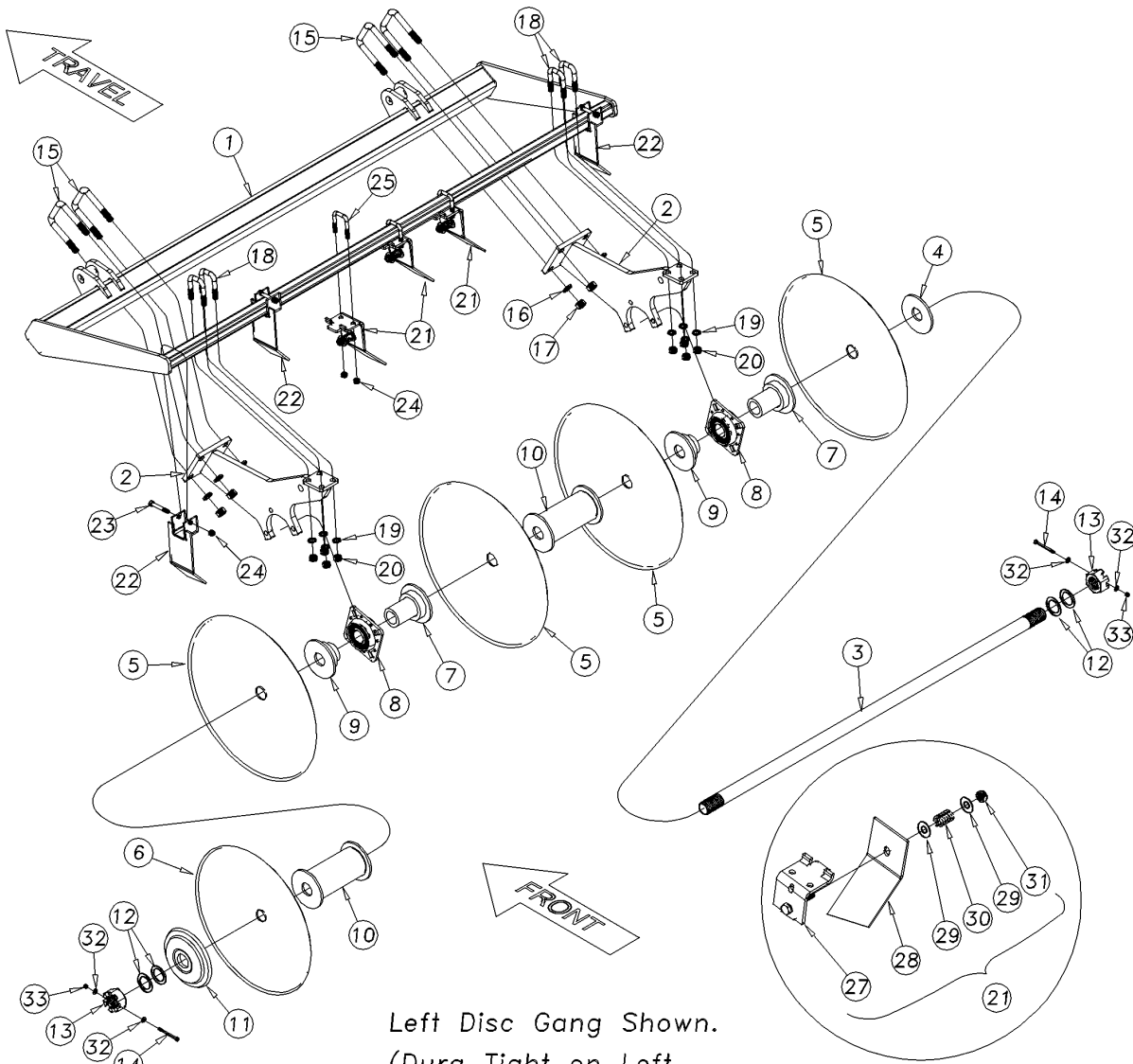
(Applies to UT3030, UT5036, UT5042, UT5048, UT5052 only)

Ref	Part No.	Part Description	Comments	Revision
	dwg00533	Image No.		
1.	577-013H	Gang Frame, 5-Blade		
1.	577-014H	Gang Frame, 6-Blade		
1.	577-015H	Gang Frame, 7-Blade		
1.	577-016H	Gang Frame, 8-Blade		
1.	577-017H	Gang Frame, 9-Blade		
2.	577-011H	BEARING HANGER (UT)		
3.	577-020D	GANG BOLT-5 BLADE 1.5X36.75		
3.	577-021D	GANG BOLT-6 BLADE 1.5X44.75		
3.	577-022D	GANG BOLT-7 BLADE 1.5X52.75		
3.	577-023D	GANG BOLT-8 BLADE 1.5X60.75		
3.	577-024D	GANG BOLT-9 BLADE 1.5X68.75		
4.	551-032D	SHALLOW C-CAVITY CONVEX WASHER		
5.	FC1567	20" DISC BLADE SHALLOW CONCAV		
6.	820-274C	18" DISC BLADE SHALLOW CONCAV		
7.	551-039H	4-1/16" HALF SPOOL		
8.	822-208C	BRG FLG 1.50ID 4BOLT SQ		
9.	551-040H	2" HALF SPOOL		
10.	551-041H	SPOOL		
11.	820-276C	WASHER 7X1.562 DURA-TITE		
12.	804-063C	WASHER MACH 2.25 X 1.50 X 10GA		
13.	803-301C	NUT HEX SLOTTED 1 1/2-6 PLT		
14.	802-804C	HHCS 1/4-20X2 3/4 GR8 PLT		Rev. 2
14.	805-358C	PIN SPIROL 1/4X2 1/2 HEAVY PLN	Changed to 802-804C	Rev. 1
15.	806-183C	U-BOLT 5/8-11X3 1/32X4 1/2 SPT		
16.	804-022C	WASHER LOCK SPRING 5/8 PLT		
17.	803-021C	NUT HEX 5/8-11 PLT		
18.	806-103C	U-BOLT 1/2-13 1 17/32 X 2 3/4		
19.	804-015C	WASHER LOCK SPRING 1/2 PLT		
20.	803-020C	NUT HEX 1/2-13 PLT		
21.	551-035S	SPRING LOADED SCRAPER ASSY RH		
21.	551-043S	SPRING LOADED SCRAPER ASSY LH		
22.	551-037H	RIGID SCRAPER RIGHT HAND		
22.	551-044H	RIGID SCRAPER LEFT HAND		
23.	802-114C	HHCS 3/8-16X2 1/2 GR5		
24.	803-078C	NUT LOCK 3/8-16 NYLON INSERT		
25.	806-191C	U-BOLT 3/8-16X1 17/32X2 1/2		
26.	802-331C	RHSNB 1/2-13X1 3/4 GR5		
27.	551-036H	SCRAPER BRACKET, DISC		
28.	551-029D	SCRAPER BLADE RIGHT HAND		
28.	551-037D	SCRAPER BLADE LEFT HAND		
29.	804-017C	WASHER FLAT 1/2 USS PLT		
30.	FC0676	SPRING, SCRAPER		
31.	803-019C	NUT LOCK 1/2-13 PLT		
32.	804-007C	WASHER FLAT 1/4 SAE PLT		
33.	803-255C	NUT HEX NYLOCK 1/4-20		

Table of Contents Part Number Index

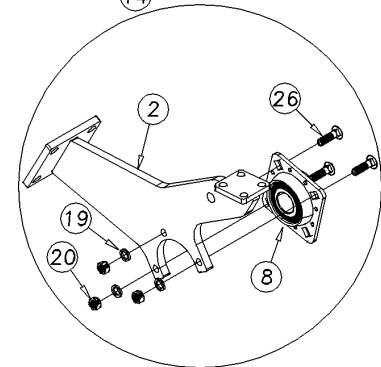
Disc Gang Assembly (S/N GP-A1203A+)

(Applies to UT3030, UT5036, UT5042, UT5048, UT5052 only)



Left Disc Gang Shown.
(Dura Tight on Left,
Bearing on Right.)

Spring Scraper Assembly
Right Shown.



Bearing Assembly
Left Disc Assy. Shown.

Left Parts		Right Parts	
	551-043S		551-035S
	551-037D		551-029D
Used on: Left Center Right Wings		Used on: Right Center Left Wings	
Identification of Left & Right Parts			

Disc Gang Assembly (S/N GP-A1203A+)

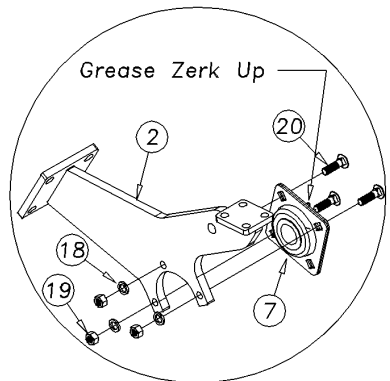
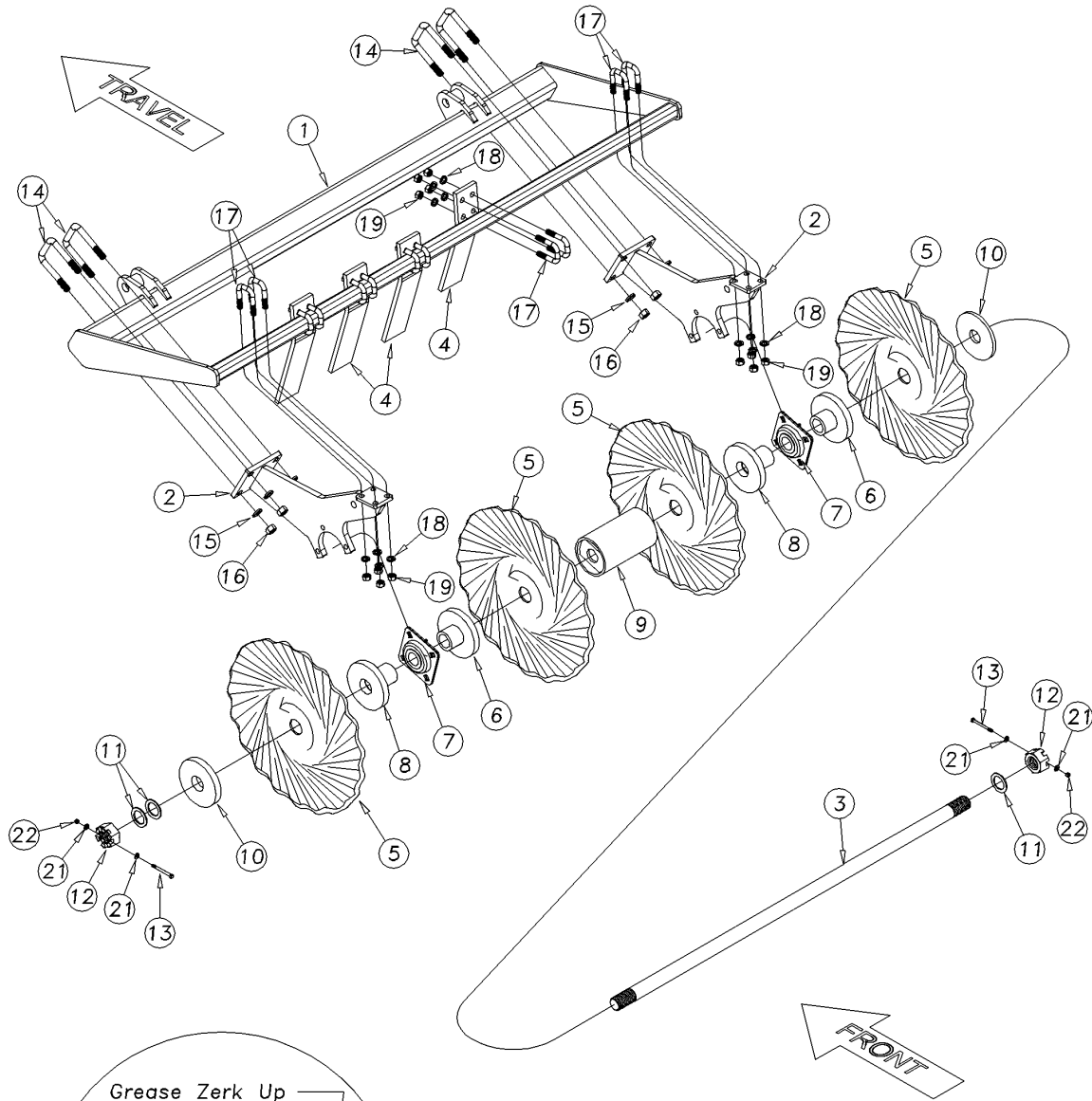
(Applies to UT3030, UT5036, UT5042, UT5048, UT5052 only)

Ref	Part No.	Part Description	Comments	Revision
	dwg43275	Image No.		
1.	577-013H	Gang Frame, 5-Blade		
1.	577-014H	Gang Frame, 6-Blade		
1.	577-015H	Gang Frame, 7-Blade		
1.	577-016H	Gang Frame, 8-Blade		
1.	577-017H	Gang Frame, 9-Blade		
2.	577-011H	BEARING HANGER (UT)		
3.	577-020D	GANG BOLT-5 BLADE 1.5X36.75		
3.	577-021D	GANG BOLT-6 BLADE 1.5X44.75		
3.	577-022D	GANG BOLT-7 BLADE 1.5X52.75		
3.	577-023D	GANG BOLT-8 BLADE 1.5X60.75		
3.	577-024D	GANG BOLT-9 BLADE 1.5X68.75		
4.	551-032D	SHALLOW C-CAVITY CONVEX WASHER		
5.	FC1567	20" DISC BLADE SHALLOW CONCAV		
6.	820-274C	18" DISC BLADE SHALLOW CONCAV		
7.	551-039H	4-1/16" HALF SPOOL		
8.	822-293C	BEARING FLG 1 1/2ID 5 IN SQ		
9.	551-040H	2" HALF SPOOL		
10.	551-041H	SPOOL		
11.	820-276C	WASHER 7X1.562 DURA-TITE		
12.	804-063C	WASHER MACH 2.25 X 1.50 X 10GA		
13.	803-301C	NUT HEX SLOTTED 1 1/2-6 PLT		
14.	802-804C	HHCS 1/4-20X2 3/4 GR8 PLT		Rev. 2
14.	805-358C	PIN SPIROL 1/4X2 1/2 HEAVY PLN	Changed to 802-804C	Rev. 1
15.	806-183C	U-BOLT 5/8-11X3 1/32X4 1/2 SPT		
16.	804-022C	WASHER LOCK SPRING 5/8 PLT		
17.	803-021C	NUT HEX 5/8-11 PLT		
18.	806-103C	U-BOLT 1/2-13 1 17/32 X 2 3/4		
19.	804-015C	WASHER LOCK SPRING 1/2 PLT		
20.	803-020C	NUT HEX 1/2-13 PLT		
21.	551-035S	SPRING LOADED SCRAPER ASSY RH		
21.	551-043S	SPRING LOADED SCRAPER ASSY LH		
22.	551-037H	RIGID SCRAPER RIGHT HAND		
22.	551-044H	RIGID SCRAPER LEFT HAND		
23.	802-114C	HHCS 3/8-16X2 1/2 GR5		
24.	803-078C	NUT LOCK 3/8-16 NYLON INSERT		
25.	806-191C	U-BOLT 3/8-16X1 17/32X2 1/2		
26.	802-331C	RHSNB 1/2-13X1 3/4 GR5		
27.	551-036H	SCRAPER BRACKET, DISC		
28.	551-029D	SCRAPER BLADE RIGHT HAND		
28.	551-037D	SCRAPER BLADE LEFT HAND		
29.	804-017C	WASHER FLAT 1/2 USS PLT		
30.	FC0676	SPRING, SCRAPER		
31.	803-019C	NUT LOCK 1/2-13 PLT		
32.	804-007C	WASHER FLAT 1/4 SAE PLT		
33.	803-255C	NUT HEX NYLOCK 1/4-20		

Table of Contents Part Number Index

Coulter Gang Assembly (S/N GP-A1202A-)

(Applies to UT3030, UT5036, UT5042, UT5048, UT5052 only)



Right Coulter Gang Shown.
(Dura Tight on Left,
Bearing on Right.)

Bearing Assembly
Right Coulter Assy. Shown.

Coulter Gang Assembly (S/N GP-A1202A-)

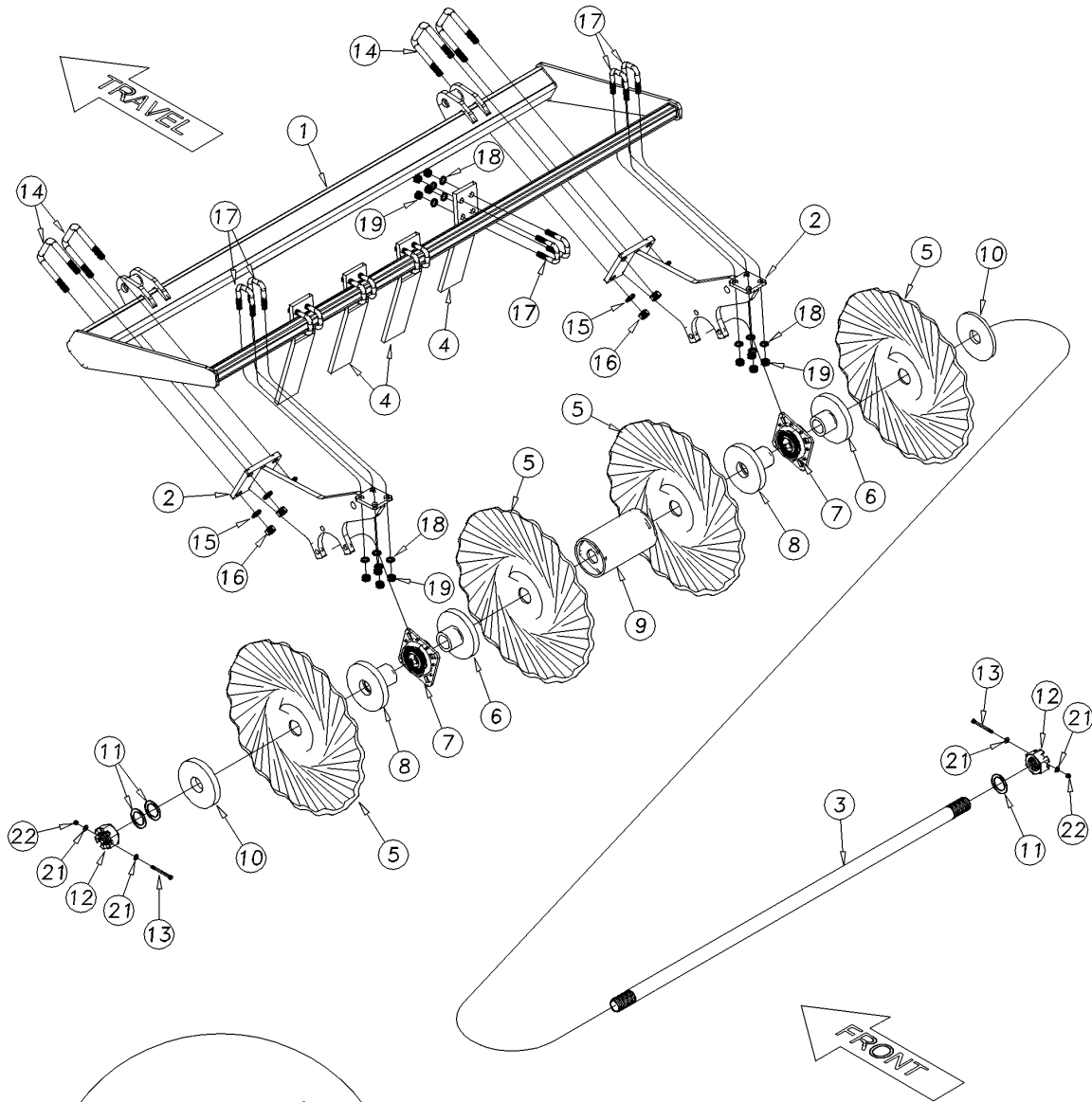
(Applies to UT3030, UT5036, UT5042, UT5048, UT5052 only)

Ref	Part No.	Part Description	Comments	Revision
	dwg40536	Image No.		
1.	577-013H	GANG FRAME - 5 BLADE		
1.	577-014H	GANG FRAME - 6 BLADE		
1.	577-015H	GANG FRAME - 7 BLADE		
1.	577-016H	GANG FRAME - 8 BLADE		
1.	577-017H	GANG FRAME - 9 BLADE		
2.	577-011H	BEARING HANGER (UT)		
3.	577-020D	GANG BOLT-5 BLADE 1.5X36.75		
3.	577-021D	GANG BOLT-6 BLADE 1.5X44.75		
3.	577-022D	GANG BOLT-7 BLADE 1.5X52.75		
3.	577-023D	GANG BOLT-8 BLADE 1.5X60.75		
3.	577-024D	GANG BOLT-9 BLADE 1.5X68.75		
4.	577-012D	SCRAPER - 13 3/4		
5.	FC1809	20" TURBO COULTER DISCOVATOR	(shown)	
5.	FC0220	RIPPLED COULTER, 20		
6.	551-050H	SPOOL, HALF SHORT		
7.	822-208C	BRG FLG 1.50ID 4BOLT SQ		
8.	551-051H	SPOOL, HALF LONG		
9.	551-083H	SPOOL, FULL 7 13/16" LONG		
10.	551-048D	PART - HALF SPOOL		Rev. 2
10.	820-276C	WASHER 7X1.562 DURA-TITE	Changed to 551-048D	Rev. 1
11.	804-063C	WASHER MACH 2.25 X 1.50 X 10GA		
12.	803-301C	NUT HEX SLOTTED 1 1/2-6 PLT		
13.	802-804C	HHCS 1/4-20X2 3/4 GR8 PLT		Rev. 2
13.	805-358C	PIN SPIROL 1/4X2 1/2 HEAVY PLN	Changed to 802-804C	Rev. 1
14.	806-183C	U-BOLT 5/8-11X3 1/32X4 1/2 SPT		
15.	804-022C	WASHER LOCK SPRING 5/8 PLT		
16.	803-021C	NUT HEX 5/8-11 PLT		
17.	806-103C	U-BOLT 1/2-13 1 17/32 X 2 3/4		
18.	804-015C	WASHER LOCK SPRING 1/2 PLT		
19.	803-020C	NUT HEX 1/2-13 PLT		
20.	802-331C	RHSNB 1/2-13X1 3/4 GR5		
21.	804-007C	WASHER FLAT 1/4 SAE PLT		
22.	803-255C	NUT HEX NYLOCK 1/4-20		

[Table of Contents](#) [Part Number Index](#)

Coulter Gang Assembly (S/N GP-A1203A+)

(Applies to UT3030, UT5036, UT5042, UT5048, UT5052 only)



Right Coulter Gang Shown.
(Dura Tight on Left,
Bearing on Right.)

Bearing Assembly
Right Coulter Assy. Shown.

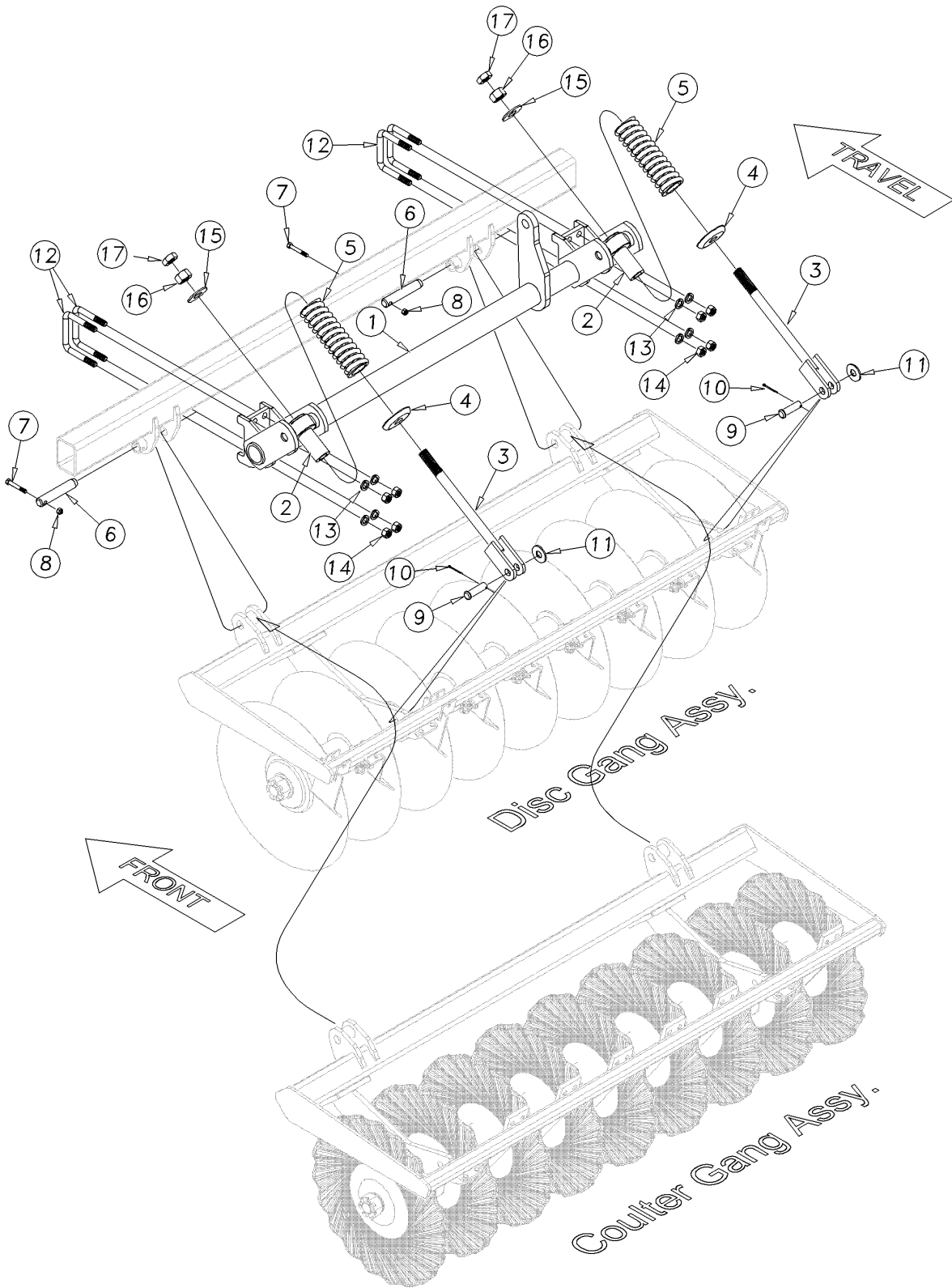
Coulter Gang Assembly (S/N GP-A1203A+)

(Applies to UT3030, UT5036, UT5042, UT5048, UT5052 only)

Ref	Part No.	Part Description	Comments	Revision
	dwg43276	Image No.		
1.	577-013H	GANG FRAME - 5 BLADE		
1.	577-014H	GANG FRAME - 6 BLADE		
1.	577-015H	GANG FRAME - 7 BLADE		
1.	577-016H	GANG FRAME - 8 BLADE		
1.	577-017H	GANG FRAME - 9 BLADE		
2.	577-011H	BEARING HANGER (UT)		
3.	577-020D	GANG BOLT-5 BLADE 1.5X36.75		
3.	577-021D	GANG BOLT-6 BLADE 1.5X44.75		
3.	577-022D	GANG BOLT-7 BLADE 1.5X52.75		
3.	577-023D	GANG BOLT-8 BLADE 1.5X60.75		
3.	577-024D	GANG BOLT-9 BLADE 1.5X68.75		
4.	577-012D	SCRAPER - 13 3/4		
5.	FC1809	20" TURBO COULTER DISCOVATOR	(shown)	
5.	FC0220	RIPPLED COULTER, 20		
6.	551-050H	SPOOL, HALF SHORT		
7.	822-293C	BEARING FLG 1 1/2ID 5 IN SQ		
8.	551-051H	SPOOL, HALF LONG		
9.	551-083H	SPOOL, FULL 7 13/16" LONG		
10.	551-048D	PART - HALF SPOOL		Rev. 2
10.	820-276C	WASHER 7X1.562 DURA-TITE	Changed to 551-048D	Rev. 1
11.	804-063C	WASHER MACH 2.25 X 1.50 X 10GA		
12.	803-301C	NUT HEX SLOTTED 1 1/2-6 PLT		
13.	802-804C	HHCS 1/4-20X2 3/4 GR8 PLT		Rev. 2
13.	805-358C	PIN SPIROL 1/4X2 1/2 HEAVY PLN	Changed to 802-804C	Rev. 1
14.	806-183C	U-BOLT 5/8-11X3 1/32X4 1/2 SPT		
15.	804-022C	WASHER LOCK SPRING 5/8 PLT		
16.	803-021C	NUT HEX 5/8-11 PLT		
17.	806-103C	U-BOLT 1/2-13 1 17/32 X 2 3/4		
18.	804-015C	WASHER LOCK SPRING 1/2 PLT		
19.	803-020C	NUT HEX 1/2-13 PLT		
20.	802-331C	RHSNB 1/2-13X1 3/4 GR5		
21.	804-007C	WASHER FLAT 1/4 SAE PLT		
22.	803-255C	NUT HEX NYLOCK 1/4-20		

Gang To Gang Hanger Assembly

(Applies to UT3030, UT5036, UT5042, UT5048, UT5052 only)



00539

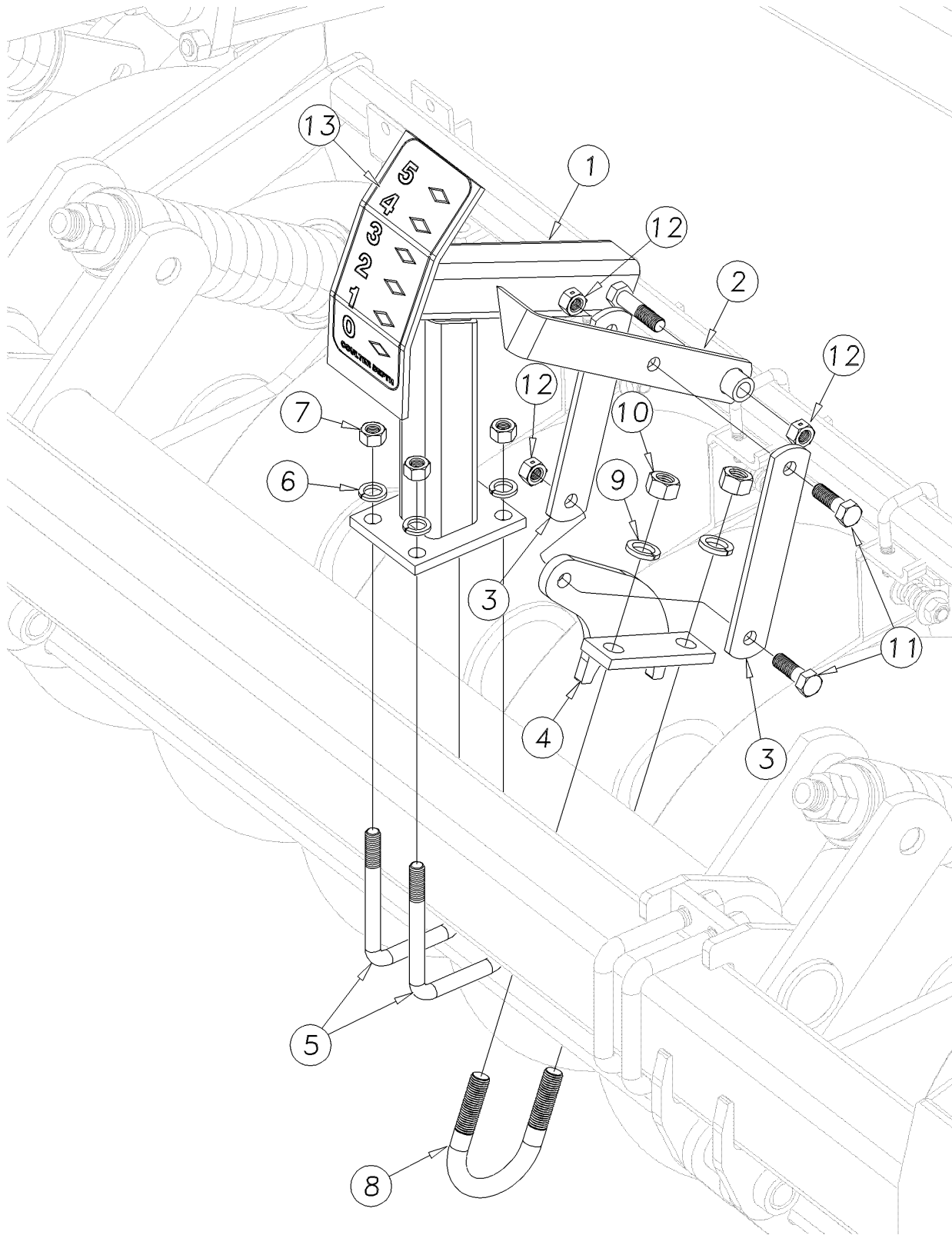
Gang To Gang Hanger Assembly

(Applies to UT3030, UT5036, UT5042, UT5048, UT5052 only)

Ref	Part No.	Part Description	Comments	Revision
	dwg00539	Image No.		
1.	577-110H	GANG HANGER 38 RIGHT	3030, 5036 & 5042 (Center Disc)	
1.	577-109H	GANG HANGER 38 LEFT	3030, 5036 & 5042 (Center Disc)	
1.	577-114H	GANG HANGER 54 RIGHT	5048 & 5052 (Center Disc)	
1.	577-113H	GANG HANGER 54 LEFT	5048 & 5052 (Center Disc)	
1.	577-102H	GANG HANGER 94 RIGHT	3030 & 5042 (Inner RH Wing Disc)	
1.	577-101H	GANG HANGER 94 LEFT	3030 & 5042 (Inner LH Wing Disc)	
1.	577-112H	GANG HANGER 78 RIGHT	5036 (Inner RH Wing Disc)	
1.	577-111H	GANG HANGER 78 LEFT	5036 (Inner LH Wing Disc)	
1.	577-115H	GANG HANGER 102	5048 & 5052 (Both Inner Wings Disc)	
1.	577-108H	GANG HANGER 30 RIGHT	5036 (Outer RH Wing Disc)	
1.	577-107H	GANG HANGER 30 LEFT	5036 (Outer LH Wing Disc)	
1.	577-104H	GANG HANGER 70 RIGHT	5042 (Outer LH Wing Disc)	
1.	577-103H	GANG HANGER 70 LEFT	5042 (Outer RH Wing Disc)	
1.	577-120H	GANG HANGER 62 RIGHT	5048 (Outer RH Wing Disc)	
1.	577-119H	GANG HANGER 62 LEFT	5048 (Outer LH Wing Disc)	
1.	577-102H	GANG HANGER 94 RIGHT	5052 (Outer LH Wing Disc)	
1.	577-101H	GANG HANGER 94 LEFT	5052 (Outer RH Wing Disc)	
1.	577-100H	GANG HANGER 101.25	3030, 5036 & 5042 (Center Couler)	
1.	577-116H	GANG HANGER 117.25	5048 & 5052 (Center Couler)	
1.	577-102H	GANG HANGER 94 RIGHT	3030 & 5042 (Inner RH Wing Couler)	
1.	577-101H	GANG HANGER 94 LEFT	3030 & 5042 (Inner LH Wing Couler)	
1.	577-105H	GANG HANGER 78	5036 (Bolt Inner Wings Couler)	
1.	577-115H	GANG HANGER 102	5048 & 5052 (Both Inner Wings Couler)	
1.	577-106H	GANG HANGER 38	5036 (Both Outer Wings Couler)	
1.	577-104H	GANG HANGER 70 RIGHT	5042 (Outer LH Wing Couler)	
1.	577-103H	GANG HANGER 70 LEFT	5042 (Outer RH Wing Couler)	
1.	577-104H	GANG HANGER 70 RIGHT	5048 (Outer LH Wing Couler)	
1.	577-103H	GANG HANGER 70 LEFT	5048 (Outer RH Wing Couler)	
1.	577-118H	GANG HANGER 93 RIGHT	5052 (Outer LH Wing Couler)	
1.	577-117H	GANG HANGER 93 LEFT	5052 (Outer RH Wing Couler)	
2.	812-300C	SWIVEL CAST	Included in Item 1	
3.	540-002H	GANG SPRING BOLT		
4.	550-125D	CUPPED WASHER		
5.	807-053C	SPRING COMP 2.91OD .531W 9.81L		Rev. 2
5.	807-245C	SPRING COMP 2.88OD .499W 9.81L	Changed to 807-053C	Rev. 1
6.	805-292C	PIN 1 X 5 1/2 HRD PLT		
7.	802-483C	HHCS 3/8-16X2 1/4 GR8 PLT		
8.	803-123C	NUT HEX TOP LOCK 3/8-16 PLT		
9.	805-140C	PIN CLEVIS 3/4 X 2 1/2 PLT		
10.	805-225C	PIN COTTER 1/8 X 1 1/2		
11.	804-024C	WASHER FLAT 3/4 USS PLT		
12.	806-179C	U-BOLT 5/8-11X4 1/32X4 1/4		
13.	804-022C	WASHER LOCK SPRING 5/8 PLT		
14.	803-021C	NUT HEX 5/8-11 PLT		
15.	804-028C	WASHER FLAT 1 USS PLT		
16.	803-031C	NUT HEX 1-8 PLT		
17.	803-030C	NUT HEX JAM 1-8 PLT		

Gang Depth Indicator Assembly

(Applies to UT3030, UT5036, UT5042, UT5048, UT5052 only)



00540

Gang Depth Indicator Assembly

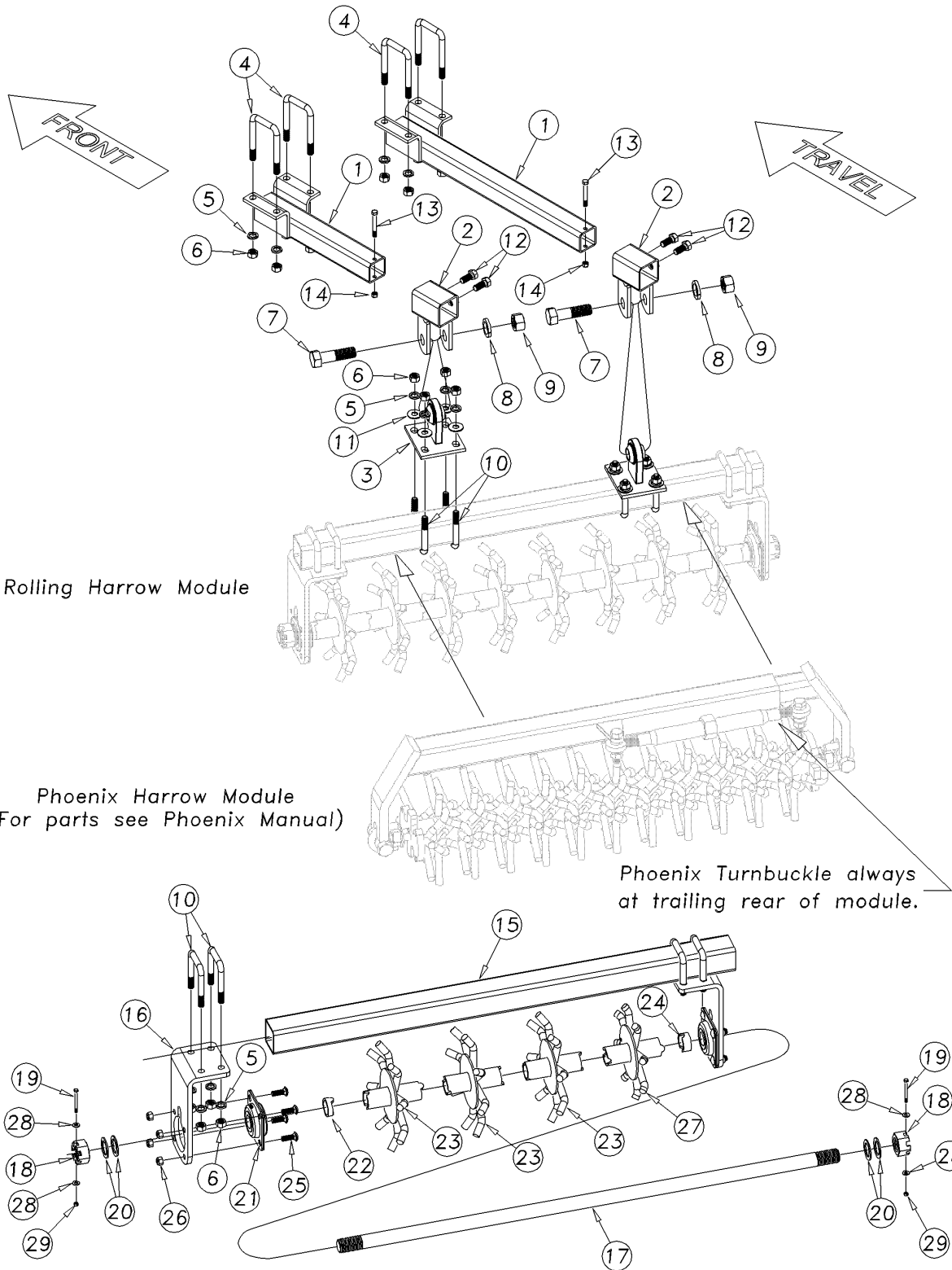
(Applies to UT3030, UT5036, UT5042, UT5048, UT5052 only)

Ref	Part No.	Part Description	Comments	Revision
	dwg00540	Image No.		
1.	576-097H	DEPTH GAUGE STAND		
2.	576-098H	DEPTH GAUGE POINTER		
3.	576-097D	DEPTH GAUGE LINK		
4.	576-099H	DEPTH GAUGE LEVER		
5.	806-189C	U-BOLT 1/2-13X3 1/32X5		
6.	804-015C	WASHER LOCK SPRING 1/2 PLT		
7.	803-020C	NUT HEX 1/2-13 PLT		
8.	806-198C	U-BOLT 5/8-11X2 17/32X4 ROUND		
9.	804-022C	WASHER LOCK SPRING 5/8 PLT		
10.	803-021C	NUT HEX 5/8-11 PLT		
11.	802-091C	HHCS 1/2-13X1 1/2 GR5		
12.	803-019C	NUT LOCK 1/2-13 PLT		
13.	838-580C	DECAL VERTI-TILL DEPTH COULTER		

[Table of Contents](#) [Part Number Index](#)

Harrow Module Assembly (S/N GP-1202A-)

(Applies to UT3030, UT5036, UT5042, UT5048, UT5052 only)



00569

Harrow Module Assembly (S/N GP-1202A-)

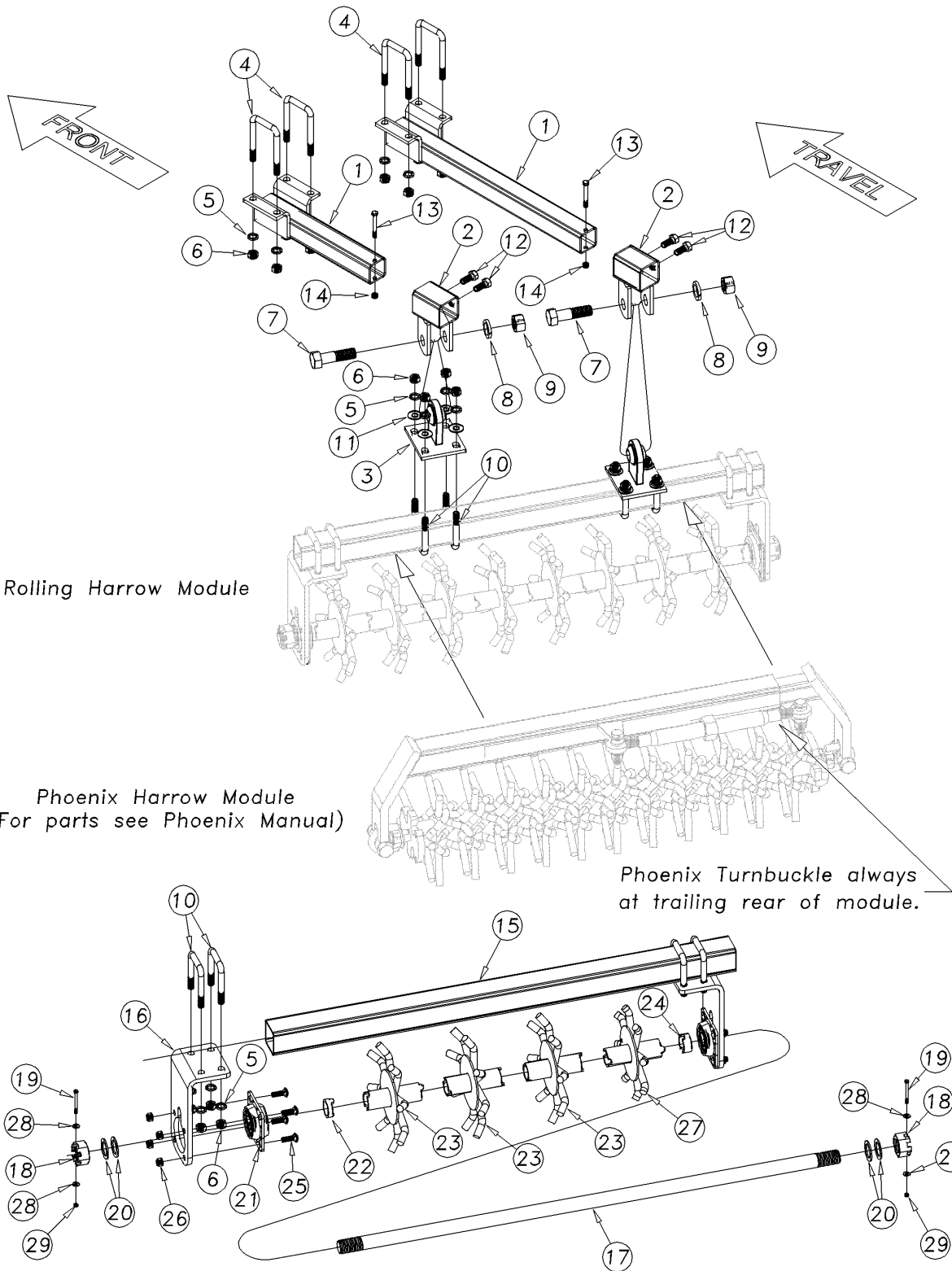
(Applies to UT3030, UT5036, UT5042, UT5048, UT5052 only)

Ref	Part No.	Part Description	Comments	Revision
	dwg00569	Image No.		
1.	576-043H	PHOENIX L-BRACKET (12)		
1.	576-044H	PHOENIX L-BRACKET (18)		
1.	576-084H	PHOENIX L-BRACKET (24)		
2.	589-232H	SLIDE BRACKET 27.5 RH	(shown)	
2.	589-233H	SLIDE BRACKET 27.5 LH		
3.	589-231H	BALL JOINT BRACKET		
4.	806-079C	U-BOLT 5/8-11 X 3 1/32 X 5 1/2		
5.	804-022C	WASHER LOCK SPRING 5/8 PLT		
6.	803-021C	NUT HEX 5/8-11 PLT		
7.	802-215C	HHCS 1 1/8-7X4 GR5		
8.	804-067C	WASHER LOCK 1 1/8		
9.	803-099C	NUT HEX 1 1/8-7 PLT		
10.	806-183C	U-BOLT 5/8-11X3 1/32X4 1/2 SPT		
11.	804-019C	WASHER FLAT 5/8 USS PLT		
12.	802-051C	HHCS 5/8-11X1 1/2 GR5		
13.	802-024C	HHCS 3/8-16X3 GR5		
14.	803-078C	NUT LOCK 3/8-16 NYLON INSERT		
15.	578-007D	ROLLING SPIKE TUBE (40)	6 Wheel	
15.	578-001D	ROLLING SPIKE TUBE (52)	8 Wheel (shown)	
15.	578-002D	ROLLING SPIKE TUBE (58)	9 Wheel	
15.	578-003D	ROLLING SPIKE TUBE (64)	10 Wheel	
15.	578-004D	ROLLING SPIKE TUBE (70)	11 Wheel	
15.	578-005D	ROLLING SPIKE TUBE (76)	12 Wheel	
15.	578-006D	ROLLING SPIKE TUBE (82)	13 Wheel	
16.	589-101D	BEARING HANGER (SHORT)		
17.	578-017D	ROLLING SPIKE BOLT (44 1/4)	40 Gang	
17.	578-011D	ROLLING SPIKE BOLT (56 1/4)	52 Gang (shown)	
17.	578-012D	ROLLING SPIKE BOLT (62 1/4)	58 Gang	
17.	578-013D	ROLLING SPIKE BOLT (68 1/4)	64 Gang	
17.	578-014D	ROLLING SPIKE BOLT (74 1/4)	70 Gang	
17.	578-015D	ROLLING SPIKE BOLT (80 1/4)	76 Gang	
17.	578-016D	ROLLING SPIKE BOLT (86 1/4)	82 Gang	
18.	803-301C	NUT HEX SLOTTED 1 1/2-6 PLT		
19.	802-804C	HHCS 1/4-20X2 3/4 GR8 PLT		Rev. 2
19.	805-358C	PIN SPIROL 1/4X2 1/2 HEAVY PLN	Changed to 802-804C	Rev. 1
20.	804-063C	WASHER MACH 2.25 X 1.50 X 10GA		
21.	822-208C	BRG FLG 1.50ID 4BOLT SQ		
22.	890-860C	SPIDER WHEEL FRONT SPACER		
23.	589-251H	SPIKE WHEEL SMALL		
24.	890-861C	SPIDER WHEEL REAR SPACER		
25.	802-106C	RHSNB 1/2-13X1 1/2 GR5		
26.	803-342C	NUT HEX TOP LOCK 1/2-13PLT		
27.	578-035H	SPIKE WHEEL FEATHER		
28.	804-007C	WASHER FLAT 1/4 SAE PLT		
29.	803-255C	NUT HEX NYLOCK 1/4-20		

[Table of Contents](#) [Part Number Index](#)

Harrow Module Assembly (S/N GP-A1203A+)

(Applies to UT3030, UT5036, UT5042, UT5048, UT5052 only)



43277

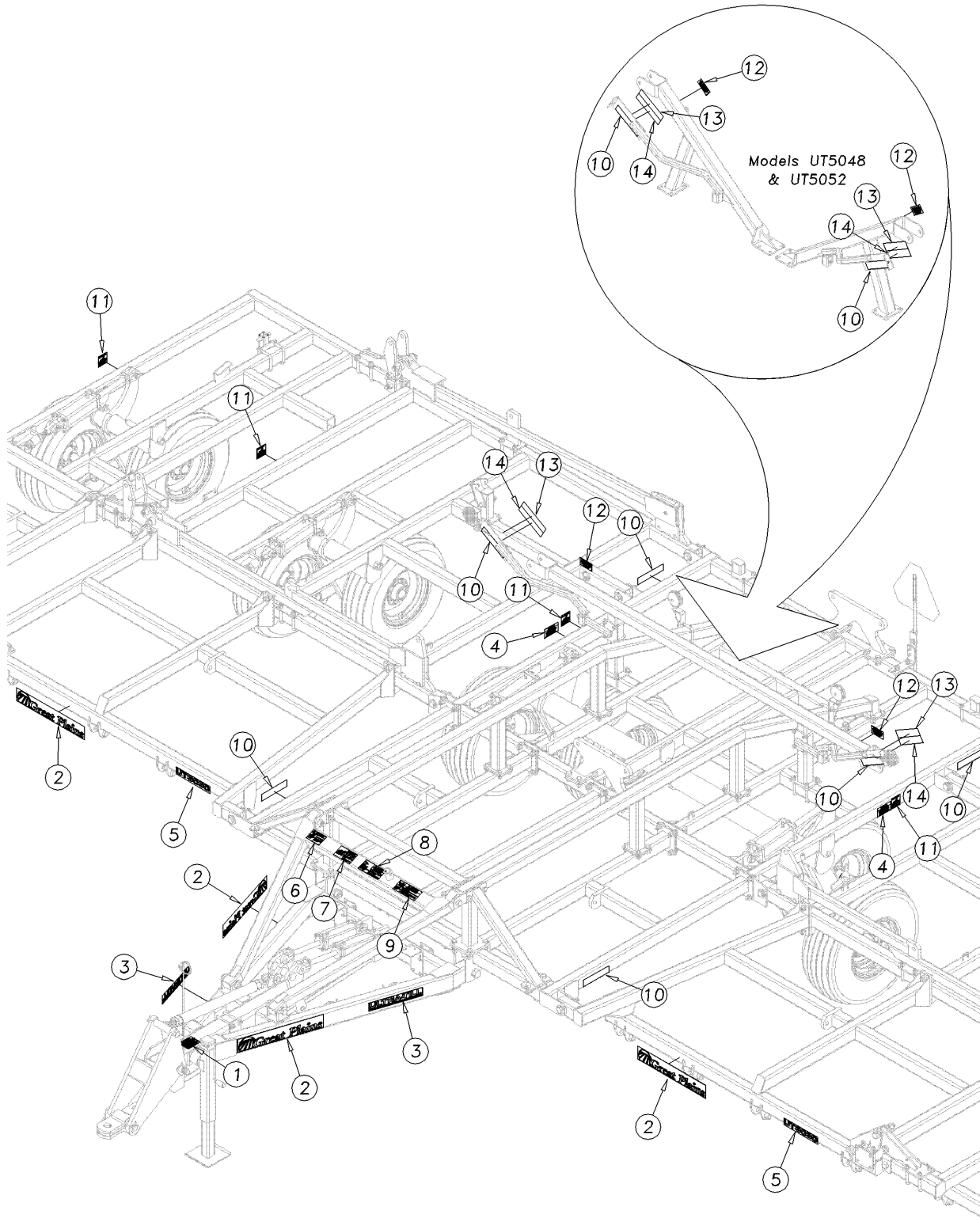
Harrow Module Assembly (S/N GP-A1203A+)

(Applies to UT3030, UT5036, UT5042, UT5048, UT5052 only)

Ref	Part No.	Part Description	Comments	Revision
	dwg43277	Image No.		
1.	576-043H	PHOENIX L-BRACKET (12)		
1.	576-044H	PHOENIX L-BRACKET (18)		
1.	576-084H	PHOENIX L-BRACKET (24)		
2.	589-232H	SLIDE BRACKET 27.5 RH	(shown)	
2.	589-233H	SLIDE BRACKET 27.5 LH		
3.	589-231H	BALL JOINT BRACKET		
4.	806-079C	U-BOLT 5/8-11 X 3 1/32 X 5 1/2		
5.	804-022C	WASHER LOCK SPRING 5/8 PLT		
6.	803-021C	NUT HEX 5/8-11 PLT		
7.	802-215C	HHCS 1 1/8-7X4 GR5		
8.	804-067C	WASHER LOCK 1 1/8		
9.	803-099C	NUT HEX 1 1/8-7 PLT		
10.	806-183C	U-BOLT 5/8-11X3 1/32X4 1/2 SPT		
11.	804-019C	WASHER FLAT 5/8 USS PLT		
12.	802-051C	HHCS 5/8-11X1 1/2 GR5		
13.	802-024C	HHCS 3/8-16X3 GR5		
14.	803-078C	NUT LOCK 3/8-16 NYLON INSERT		
15.	578-007D	ROLLING SPIKE TUBE (40)	6 Wheel	
15.	578-001D	ROLLING SPIKE TUBE (52)	8 Wheel (shown)	
15.	578-002D	ROLLING SPIKE TUBE (58)	9 Wheel	
15.	578-003D	ROLLING SPIKE TUBE (64)	10 Wheel	
15.	578-004D	ROLLING SPIKE TUBE (70)	11 Wheel	
15.	578-005D	ROLLING SPIKE TUBE (76)	12 Wheel	
15.	578-006D	ROLLING SPIKE TUBE (82)	13 Wheel	
16.	589-101D	BEARING HANGER (SHORT)		
17.	578-017D	ROLLING SPIKE BOLT (44 1/4)	40 Gang	
17.	578-011D	ROLLING SPIKE BOLT (56 1/4)	52 Gang (shown)	
17.	578-012D	ROLLING SPIKE BOLT (62 1/4)	58 Gang	
17.	578-013D	ROLLING SPIKE BOLT (68 1/4)	64 Gang	
17.	578-014D	ROLLING SPIKE BOLT (74 1/4)	70 Gang	
17.	578-015D	ROLLING SPIKE BOLT (80 1/4)	76 Gang	
17.	578-016D	ROLLING SPIKE BOLT (86 1/4)	82 Gang	
18.	803-301C	NUT HEX SLOTTED 1 1/2-6 PLT		
19.	802-804C	HHCS 1/4-20X2 3/4 GR8 PLT		Rev. 2
19.	805-358C	PIN SPIROL 1/4X2 1/2 HEAVY PLN	Changed to 802-804C	Rev. 1
20.	804-063C	WASHER MACH 2.25 X 1.50 X 10GA		
21.	822-293C	BEARING FLG 1 1/2ID 5 IN SQ		
22.	890-860C	SPIDER WHEEL FRONT SPACER		
23.	589-251H	SPIKE WHEEL SMALL		
24.	890-861C	SPIDER WHEEL REAR SPACER		
25.	802-106C	RHSNB 1/2-13X1 1/2 GR5		
26.	803-342C	NUT HEX TOP LOCK 1/2-13PLT		
27.	578-035H	SPIKE WHEEL FEATHER		
28.	804-007C	WASHER FLAT 1/4 SAE PLT		
29.	803-255C	NUT HEX NYLOCK 1/4-20		

Decals

(Applies to UT3030, UT5036, UT5042, UT5048, UT5052 only)



41275

Decals

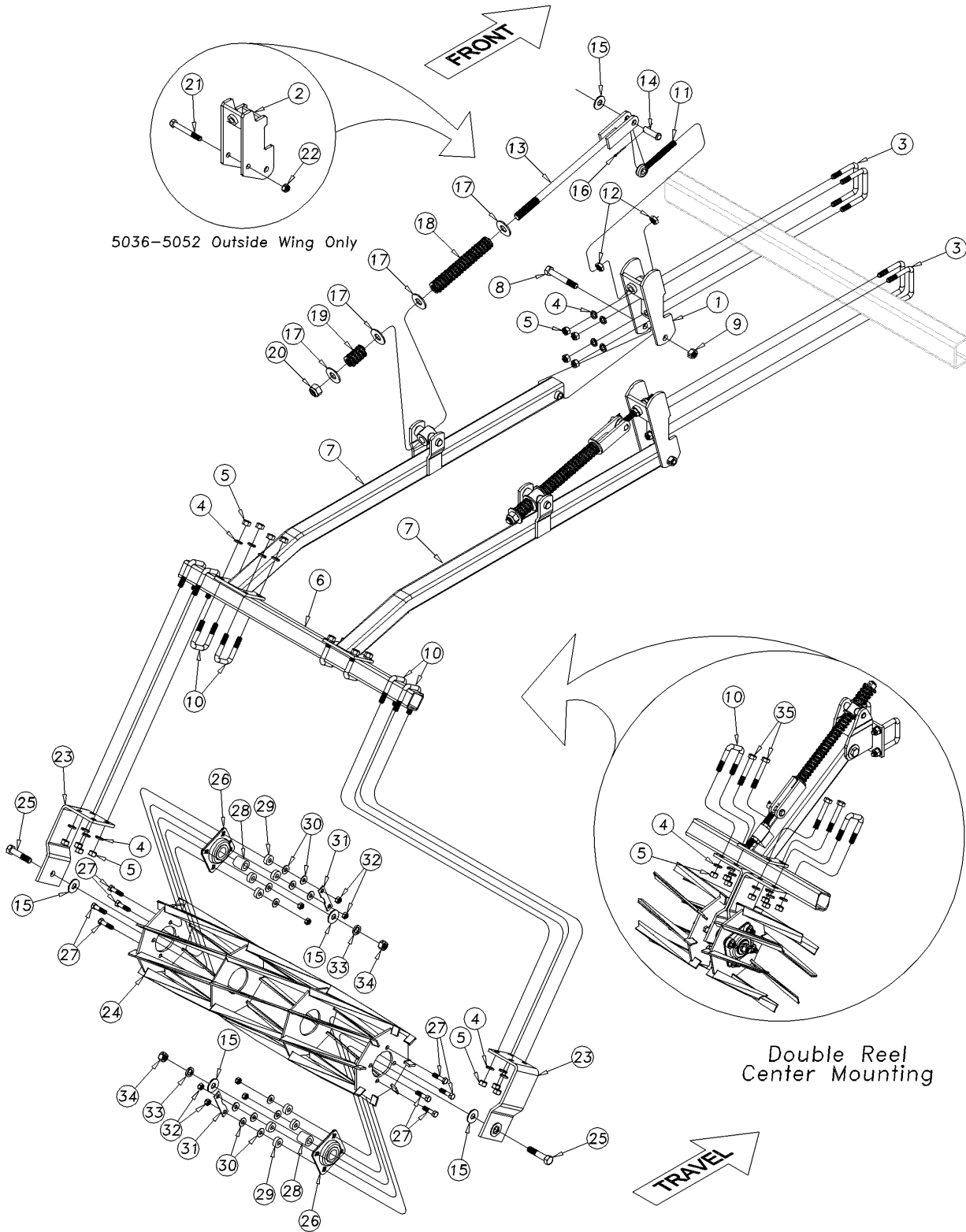
(Applies to UT3030, UT5036, UT5042, UT5048, UT5052 only)

Ref	Part No.	Part Description	Comments	Revision
	dwg41275	Image No.		
1.	838-598C	DECAL CAUTION GENERAL 4X5		
2.	848-911C	DECAL GP&LOGO HARVEST/3X20 STR		Rev. 2
2.	838-161C	REPL BY 848-911C STRIPE 4 X 24		Rev. 1
3.	838-649C	DECAL ULTRA TILL		
4.	838-613C	DECAL NOTICE TRANSPORT LOCKS		
5.	838-650C	DECAL UT3030		
5.	838-651C	DECAL UT5036		
5.	838-652C	DECAL UT5042		
5.	838-653C	DECAL UT5048		
5.	838-654C	DECAL UT5052		
6.	838-611C	DECAL WARNING HAND CRUSHING		
7.	838-599C	DECAL DANGER ELECTROCUTION HA		
8.	838-600C	DECAL DANGER CRUSHING HAZARD		
9.	838-094C	DECAL WARNING HYD PRESS LONG		
10.	838-615C	DECAL REFLECTOR AMBER 2X9		
11.	838-602C	DECAL WARNING OVERHEAD WING		
12.	838-612C	DECAL WARNING WINGS COULD FALL		
13.	838-614C	DECAL REFLECTOR RED 2X9		
14.	838-603C	DECAL REFLECTOR ORANGE 2X9		

Table of Contents Part Number Index

Reel Only Assembly (S/N GP-A1170A-)

(Applies to UT3030, UT5036, UT5042, UT5048, UT5052 only)



41281

Reel Only Assembly (S/N GP-A1170A-)

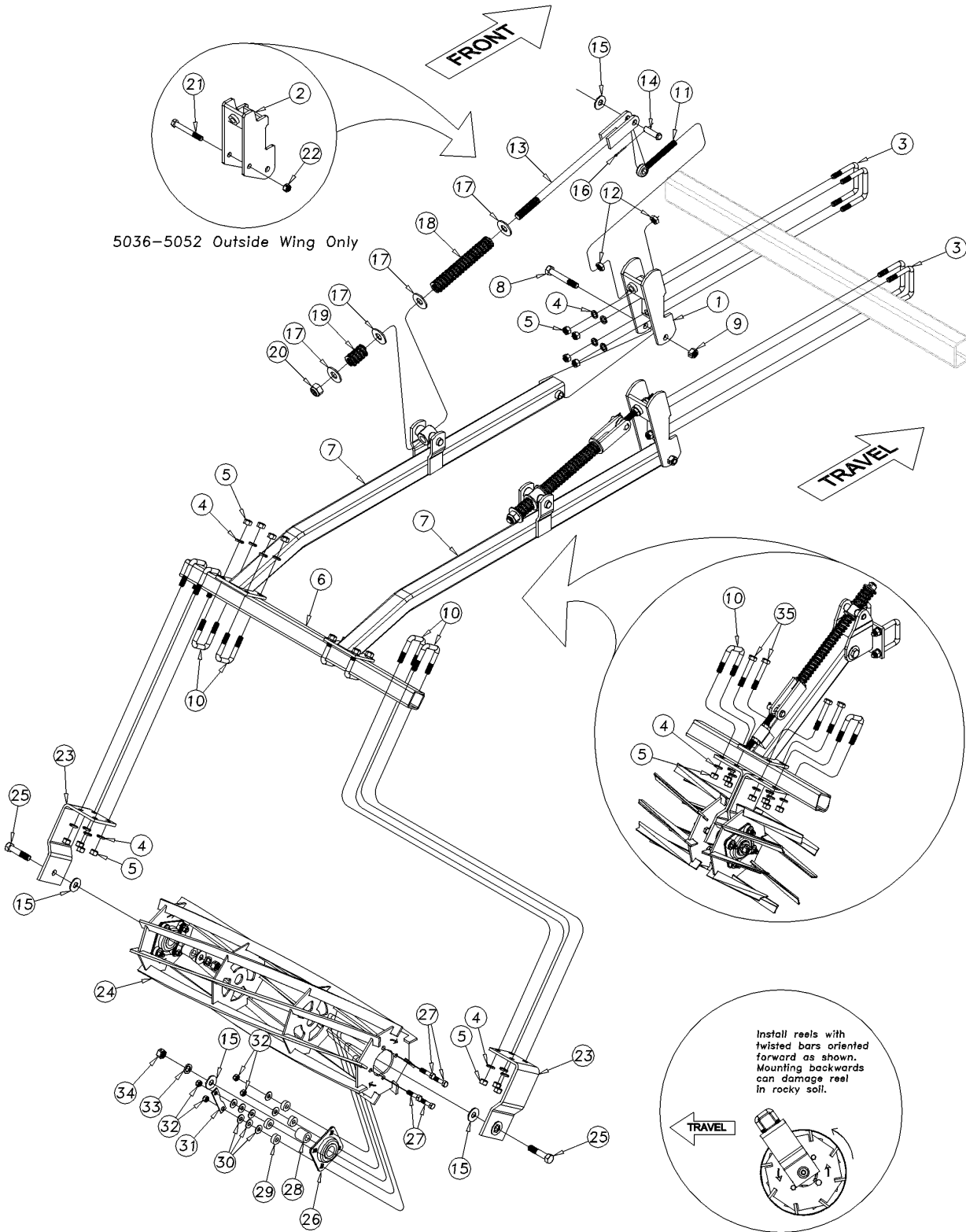
(Applies to UT3030, UT5036, UT5042, UT5048, UT5052 only)

Ref	Part No.	Part Description	Comments	Revision
	dwg41281	Image No.		
1.	575-523H	REEL MOUNT BRKT 4" BAR		
2.	552-106H	REEL MOUNT BRKT 4" BAR W/STOP	Models 5036-5052 Outside Wing Only	
3.	806-179C	U-BOLT 5/8-11X4 1/32X4 1/4		
4.	804-022C	WASHER LOCK SPRING 5/8 PLT		
5.	803-021C	NUT HEX 5/8-11 PLT		
6.	575-092D	PART - 5' REEL	Models 5036	
6.	575-093D	PART - 6' REEL	Models 5042 and 5048	
6.	575-095D	PART - 7' REEL	Models 5036	
6.	575-096D	PART - 9' REEL	Models 5052	
6.	575-097D	PART - 10' REEL	Models 3030 and 5042	
6.	575-098D	PART - 11' REEL	Models 5048 and 5052	
6.	575-099D	PART - 12' REEL	Models 5036	
7.	575-522H	REEL MOUNTING ARM		
8.	802-069C	HHCS 3/4-10X5 GR5		
9.	803-026C	NUT LOCK 3/4-10 PLT		
10.	806-182C	U-BOLT 5/8-11X2 17/32X3 1/2		
11.	802-768C	EYE BOLT 3/4-10X6 1/2 PLT		
12.	803-048C	NUT HEX JAM 3/4-10 PLT		
13.	552-049H	SPRING BOLT, 1 X 23 LONG		
14.	805-140C	PIN CLEVIS 3/4 X 2 1/2 PLT		
15.	804-024C	WASHER FLAT 3/4 USS PLT		
16.	805-225C	PIN COTTER 1/8 X 1 1/2		
17.	804-028C	WASHER FLAT 1 USS PLT		
18.	807-225C	SPRG COMP 1 3/4ODX5/16WX11 1/2		
19.	807-226C	SPRNG COM 1 13/16ODX3/8WX2 3/4		
20.	803-038C	NUT HEX 1-8 NYLON INSERT PLT		
21.	802-062C	HHCS 5/8-11X5 GR5		
22.	803-271C	NUT HEX TOP LOCK 5/8-11 PLT		Rev. 2
22.	803-024C	Replaced by 803-271C		Rev. 1
23.	575-521H	REEL MOUNTING BRACKET		
24.	575-525H	REEL ASSEMBLY (3 1/2')	Models 5052	
24.	575-526H	5' REEL ASSEMBLY	Models 3030, 5036, 5042, 5048 and 5052	
24.	575-527H	6' REEL ASSEMBLY	Models 5036, 5042, 5048 and 5052	
24.	575-019H	7' REEL ASSEMBLY	Models 5036	
25.	802-066C	HHCS 3/4-10X3 1/2 GR5		
26.	822-208C	BRG FLG 1.50ID 4BOLT SQ		
27.	802-128C	HHCS 1/2-13X2 GR5		
28.	575-141D	REEL BEARING SPACER		
29.	816-429C	WASHER RBR 1 3/8ODX9/16IDX1/2L		
30.	804-017C	WASHER FLAT 1/2 USS PLT		
31.	589-085D	ZERK GUARD ROLLING HARROW		
32.	803-342C	NUT HEX TOP LOCK 1/2-13PLT		
33.	804-023C	WASHER LOCK SPRING 3/4 PLT		
34.	803-026C	NUT LOCK 3/4-10 PLT		

Table of Contents Part Number Index

Reel Only Assembly (S/N GP-A1171A - A1202A)

(Applies to UT3030, UT5036, UT5042, UT5048, UT5052 only)



41485

Reel Only Assembly (S/N GP-A1171A - A1202A)

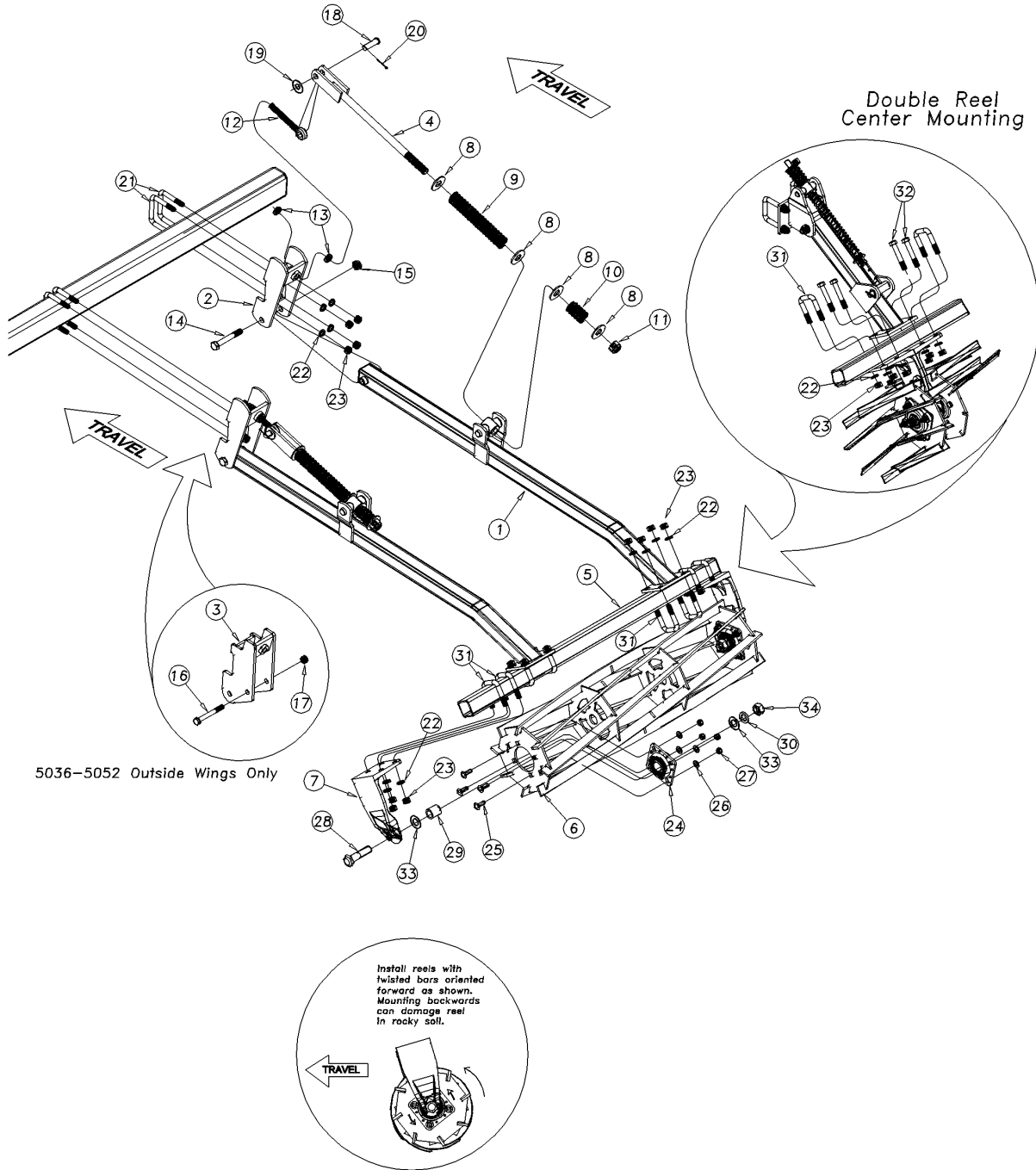
(Applies to UT3030, UT5036, UT5042, UT5048, UT5052 only)

Ref	Part No.	Part Description	Comments	Revision
	dwg41485	Image No.		
1.	575-523H	REEL MOUNT BRKT 4" BAR		
2.	552-106H	REEL MOUNT BRKT 4" BAR W/STOP	Models 5036-5052 Outside Wing Only	
3.	806-179C	U-BOLT 5/8-11X4 1/32X4 1/4		
4.	804-022C	WASHER LOCK SPRING 5/8 PLT		
5.	803-021C	NUT HEX 5/8-11 PLT		
6.	575-092D	PART - 5' REEL	Models 5036	
6.	575-093D	PART - 6' REEL	Models 5042 and 5048	
6.	575-095D	PART - 7' REEL	Models 5036	
6.	575-096D	PART - 9' REEL	Models 5052	
6.	575-097D	PART - 10' REEL	Models 3030 and 5042	
6.	575-098D	PART - 11' REEL	Models 5048 and 5052	
6.	575-099D	PART - 12' REEL	Models 5036	
7.	575-522H	REEL MOUNTING ARM		
8.	802-069C	HHCS 3/4-10X5 GR5		
9.	803-026C	NUT LOCK 3/4-10 PLT		
10.	806-182C	U-BOLT 5/8-11X2 17/32X3 1/2		
11.	802-768C	EYE BOLT 3/4-10X6 1/2 PLT		
12.	803-048C	NUT HEX JAM 3/4-10 PLT		
13.	552-049H	SPRING BOLT, 1 X 23 LONG		
14.	805-140C	PIN CLEVIS 3/4 X 2 1/2 PLT		
15.	804-024C	WASHER FLAT 3/4 USS PLT		
16.	805-225C	PIN COTTER 1/8 X 1 1/2		
17.	804-028C	WASHER FLAT 1 USS PLT		
18.	807-225C	SPRG COMP 1 3/4ODX5/16WX11 1/2		
19.	807-226C	SPRNG COM 1 13/16ODX3/8WX2 3/4		
20.	803-038C	NUT HEX 1-8 NYLON INSERT PLT		
21.	802-062C	HHCS 5/8-11X5 GR5		
22.	803-271C	NUT HEX TOP LOCK 5/8-11 PLT		
23.	575-521H	REEL MOUNTING BRACKET		
24.	575-988H	3 1/2' HD REEL	Models 5052	
24.	575-989H	5' HD REEL	Models 3030, 5036, 5042, 5048 and 5052	
24.	575-990H	6' HD REEL	Models 5036, 5042, 5048 and 5052	
24.	575-987H	7' HD REEL	Models 5036	
25.	802-066C	HHCS 3/4-10X3 1/2 GR5		
26.	822-208C	BRG FLG 1.50ID 4BOLT SQ		
27.	802-128C	HHCS 1/2-13X2 GR5		
28.	575-141D	REEL BEARING SPACER		
29.	816-429C	WASHER RBR 1 3/8ODX9/16IDX1/2L		
30.	804-017C	WASHER FLAT 1/2 USS PLT		
31.	589-085D	ZERK GUARD ROLLING HARROW		
32.	803-342C	NUT HEX TOP LOCK 1/2-13PLT		
33.	804-023C	WASHER LOCK SPRING 3/4 PLT		
34.	803-026C	NUT LOCK 3/4-10 PLT		
35.	802-060C	HHCS 5/8-11X4 GR5		

[Table of Contents](#) [Part Number Index](#)

Reel Only Assembly (S/N GP-A1203A+)

(Applies to UT3030, UT5036, UT5042, UT5048, UT5052 only)



43278

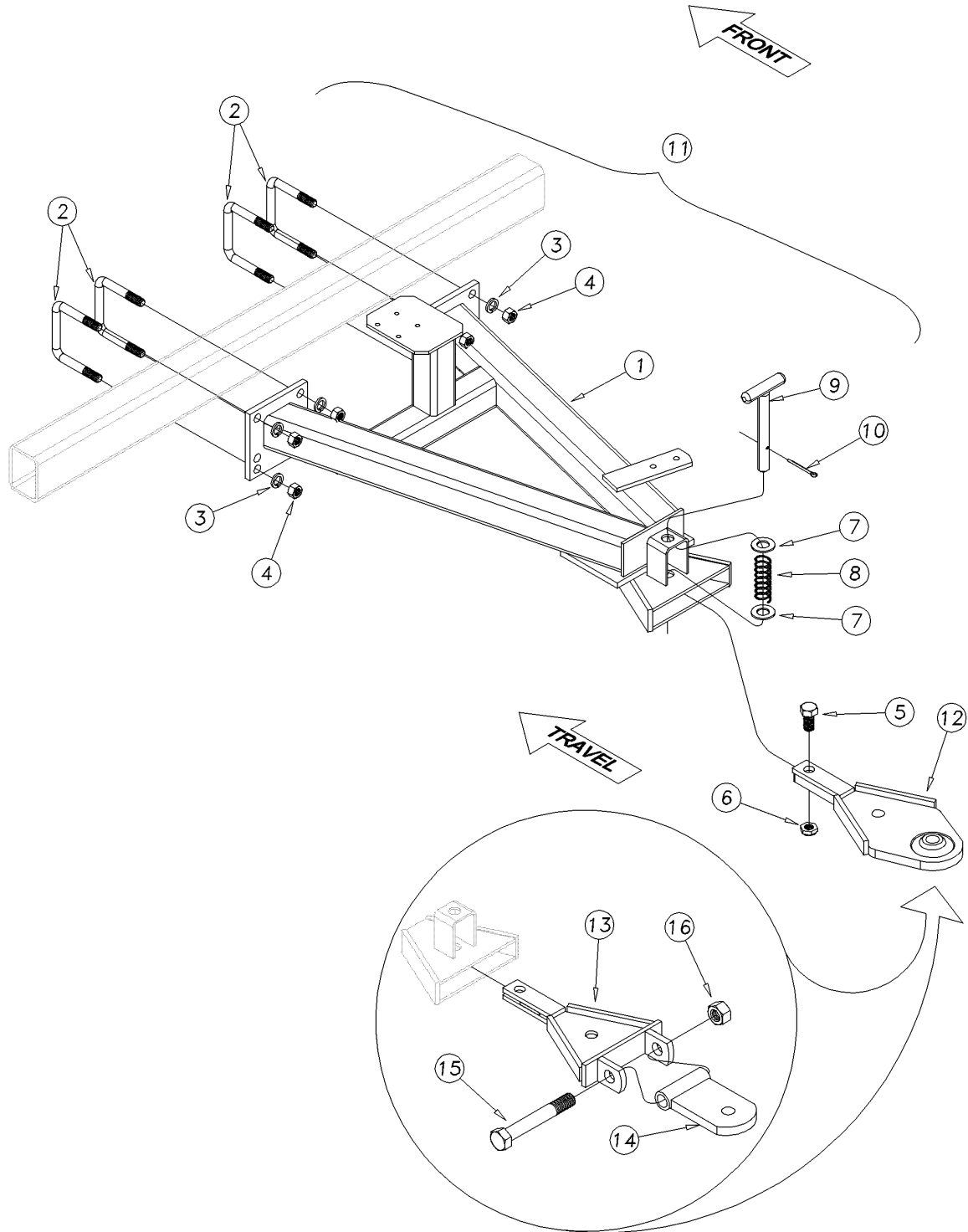
Reel Only Assembly (S/N GP-A1203A+)

(Applies to UT3030, UT5036, UT5042, UT5048, UT5052 only)

Ref	Part No.	Part Description	Comments	Revision
	dwg43278	Image No.		
1.	575-522H	REEL MOUNTING ARM		
2.	575-523H	REEL MOUNT BRKT 4" BAR		
3.	552-106H	REEL MOUNT BRKT 4" BARW/STOP	Models 5036-5052 Outside Wing Only	
4.	552-049H	SPRING BOLT, 1 X 23 LONG		
5.	575-092D	PART - 5' REEL	Models 5036	
5.	575-093D	PART - 6' REEL	Models 5042 and 5048	
5.	575-095D	PART - 7' REEL	Models 5036	
5.	575-096D	PART - 9' REEL	Models 5052	
5.	575-097D	PART - 10' REEL	Models 3030 and 5042	
5.	575-098D	PART - 11' REEL	Models 5048 and 5052	
5.	575-099D	PART - 12' REEL	Models 5036	
6.	575-988H	3 1/2' HD REEL	Models 5052	
6.	575-989H	5' HD REEL	Models 3030, 5036, 5042, 5048 and 5052	
6.	575-990H	6' HD REEL	Models 5036, 5042, 5048 and 5052	
6.	575-987H	7' HD REEL	Models 5036	
7.	589-219D	REEL MOUNTING BRACKET		
8.	804-028C	WASHER FLAT 1 USS PLT		
9.	807-225C	SPRG COMP 1 3/4OD X 5/16W X 11 1/2		
10.	807-226C	SPRNG COM 1 13/16OD X 3/8W X 2 3/4		
11.	803-038C	NUT HEX 1-8 NYLON INSERT PLT		
12.	802-768C	EYE BOLT 3/4-10X6 1/2 PLT		
13.	803-048C	NUT HEX JAM 3/4-10 PLT		
14.	802-069C	HHCS 3/4-10X5 GR5		
15.	803-026C	NUT LOCK 3/4 10X5 GR5		
16.	802-062C	HHCS 5/8-11X5 GR5		
17.	803-024C	NUT LOCK 5/8-11 PLT		
18.	805-140C	PIN CLEVIS 3/4 X 2 1/2 PLT		
19.	804-024C	WASHER FLAT 3/4 USS PLT		
20.	805-225C	PIN COTTER 1/8 X 1 1/2		
21.	806-179C	U-BOLT 5/8-11X4 1/32X4 1/4		
22.	804-022C	WASHER LOCK SPRING 5/8 PLT		
23.	803-021C	NUT HEX 5/8-11 PLT		
24.	822-293C	BEARING FLG 1 1/2 ID 5 IN SQ		
25.	802-106C	RHSNB 1/2-13X1 1/2 GR5		
26.	804-016C	WASHER FLAT 1/2 SAE PLT		
27.	803-342C	NUT HEX TOP LOCK 1/2-13PLT		
28.	802-073C	HHCS 1 - 8X4 GR5		
29.	575-332D	REEL BRG SPACER		
30.	804-027C	WASHER LOCK SPRING 1 PLT		
31.	806-182C	U-BOLT 5/8-11X2 17/32 X 3 1/2		
32.	802-060C	HHCS 5/8-11X4 GR5		
33.	804-029C	WASHER FLAT 1 SAE PLT		
34.	803-031C	NUT HEX 1-8 PLT		

EZ Hitch Assembly

(Applies to UT3030, UT5036, UT5042, UT5048, UT5052 only)



41016

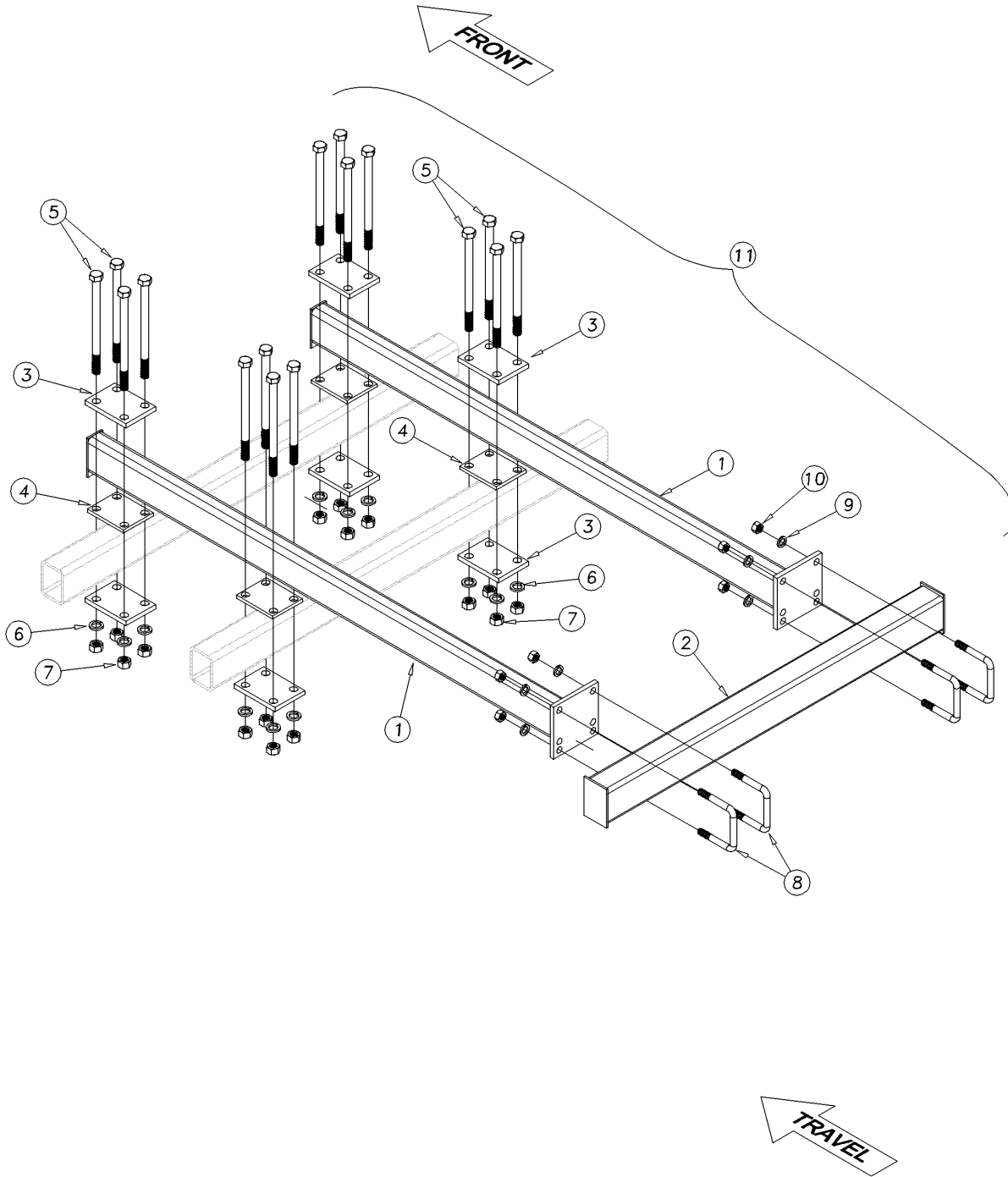
EZ Hitch Assembly

(Applies to UT3030, UT5036, UT5042, UT5048, UT5052 only)

Ref	Part No.	Part Description	Comments	Revision
	dwg41016	Image No.		
1.	570-202H	E-Z HITCH A-FRAME ONLY		
2.	806-179C	U-BOLT 5/8-11X4 1/32X4 1/4		
3.	804-022C	WASHER LOCK SPRING 5/8 PLT		
4.	803-021C	NUT HEX 5/8-11 PLT		
5.	802-184C	HHCS 3/4-10X1 1/2 GR5		
6.	803-126C	NUT HEX JAM NYLOCK 3/4-10 PLT		
7.	804-215C	WASHER FLAT 7/8 ASTM F436 PLT		
8.	570-080D	SPRING - EZ HITCH PIN		
9.	570-532H	E-Z HITCH T HANDLE		
9.	570-055D	REP BY 570-532H		
10.	805-058C	PIN COTTER 3/16 X 2		
11.	570-122A	EZ HCH W/SLIDE RIGID BALL JNT	Includes items 1-10, 12	
11.	570-121A	EZ HITCH W/FLEX TONGUE	Includes items 1-10, 13-16	
12.	585-090H	E-Z HITCH RIGID SLIDE		
13.	585-092H	E-Z HITCH FLEX SLIDE		
14.	585-093H	E-Z HITCH TONGUE ASSEMBLY		
15.	802-075C	HHCS 1-8X7 GR5		
16.	803-316C	NUT HEX LOCK 1-8 PLT		

Heavy Duty 3 1/2 Hitch Extension

(Applies to UT3030, UT5036, UT5042, UT5048, UT5052 only)



41282

Heavy Duty 3 1/2 Hitch Extension

(Applies to UT3030, UT5036, UT5042, UT5048, UT5052 only)

Ref	Part No.	Part Description	Comments	Revision
	dwg41282	Image No.		
1.	570-201H	EXTENSION TUBE HEAVY HITCH EXT		
2.	570-200H	CROSS BAR 51 HVY HITCH EXTENS		
3.	570-024D	PLATE - HEAVY DUTY EXTENSION		
4.	570-034D	PART-HEAVY DUTY HITCH EXTENSIO		
5.	802-359C	HHCS 3/4-10X11 GR5		
6.	804-023C	WASHER LOCK SPRING 3/4 PLT		
7.	803-027C	NUT HEX 3/4-10 PLT		
8.	806-179C	U-BOLT 5/8-11X4 1/32X4 1/4		
9.	804-022C	WASHER LOCK SPRING 5/8 PLT		
10.	803-021C	NUT HEX 5/8-11 PLT		
11.	570-123A	HVY DUTY 3' EZ HITCH EXTENSION	Includes items 1 thru 12	



Part Number Index

The Part Number Index is a numeric index of all part numbers included in this manual. The index shows what page(s) the part is used on.

Part Number	Page	Part Number	Page	Part Number	Page	Part Number	Page
148-404D	29, 31, 33, 41	550-164D	13, 17	575-097D	117, 119, 121	576-094H	7
196-430D	67, 69, 71, 73	550-346D	77	575-098D	117, 119, 121	576-095H	7
1M7016-ADI	79, 81, 83, 85, 87, 91, 93	550-395H	47	575-099D	117, 119, 121	576-096H	7
1M7021-ADI	89, 95, 97	550-396H	47	575-141D	117, 119	576-097D	109
2A0014	81, 91	550-397H	47	575-164D	19, 65	576-097H	109
2A0016	83, 85	550-398H	47	575-268D	53, 55, 57, 59, 61, 63, 77	576-098H	109
2A0018	79, 87, 93, 95	550-399H	47	575-332D	121	576-099H	109
2A0024	79, 81, 83, 85, 87, 89, 91, 93, 95	550-566D	47	575-515H	11	576-102H	65
2A0025	97	551-029D	99, 101	575-521H	117, 119	576-103H	17
2M4416NC	81	551-032D	99, 101	575-522H	117, 119, 121	576-105H	7
2M4432NC	91	551-035S	99, 101	575-523H	117, 119, 121	576-106H	29
2M5416NC	83, 85	551-036H	99, 101	575-525H	117	576-107H	29
2M6482NC	93	551-037D	99, 101	575-526H	117	576-108L	29
2M6816NC	79, 87	551-037H	99, 101	575-527H	117	576-109L	29
2S6570NC	95	551-039H	99, 101	575-529H	11	576-110H	11
2S7516NC	89	551-040H	99, 101	575-549H	9	576-111H	7
2S7574NC	97	551-041H	99, 101	575-572S	11	576-112H	7
3R1412	81, 91	551-043S	99, 101	575-655H	9	576-113H	11
3R1440	81	551-044H	99, 101	575-658H	11	576-114D	41
3R2412	83	551-048D	103, 105	575-707H	9	576-115D	41
3R2440	83	551-050H	103, 105	575-987H	119, 121	576-117H	19
3R3412	85	551-051H	103, 105	575-988H	119, 121	576-118H	11
3R440	85	551-083H	103, 105	575-989H	119, 121	576-119H	11
3R4812	87	551-171H	9	575-990H	119, 121	576-120H	19
3R4840	87	552-049H	117, 119, 121	575-990H	119, 121	576-125H	19
3R5412	95	552-106H	117, 119, 121	576-012H	13, 15, 19	576-126H	15
3R5712	93	560-001H	7	576-013H	13, 15, 19	576-128H	15
3R5812	79	560-002H	65	576-014H	19	576-129D	19
3R5840	79	560-010H	15	576-015H	19	576-129H	7
3R6912	89	560-013H	15	576-016H	19	576-131H	7
3R6940	89	560-015H	7	576-017H	19	576-132H	15
3R7512	97	560-016H	17	576-018L	35	576-135H	17
3R7540	97	560-017H	19	576-019H	7	576-136H	17
4M4108	91	560-022H	19	576-020H	19	576-137H	17
4M6108	93, 95	560-035D	49, 51	576-021H	19	576-138H	31, 33
4R1109	81	560-035H	35	576-022H	19	576-139H	31, 33
4R2109	83	560-065H	7	576-023H	19	576-140L	31, 33
4R3109	85	560-081H	19	576-024H	7	576-141L	31, 33
4R4109	87	560-126H	27	576-027H	9	576-145D	19
4R5109	79	560-128L	27	576-028H	9	576-149D	19
4R6109	89	560-152H	7	576-032H	15	576-155S	11
4R7113	97	560-208H	7	576-033H	15	577-011H	99, 101, 103, 105
540-002H	107	560-236D	39	576-034H	13, 15	577-012D	103, 105
548-001S	53, 55, 57, 59, 61, 63	560-243D	41	576-035H	13, 15	577-013H	99, 101, 103, 105
548-002S	77	560-290H	13	576-036H	15	577-014H	99, 101, 103, 105
548-003S	67, 69, 71, 73	560-457H	65	576-037H	15	577-015H	99, 101, 103, 105
550-001H	9	570-024D	125	576-038H	9	577-016H	99, 101, 103, 105
550-015D	35	570-034D	125	576-039H	9	577-017H	99, 101, 103, 105
550-016D	45, 47	570-054D	29, 31, 33	576-043H	111, 113	577-020D	99, 101, 103, 105
550-020D	37, 41	570-055D	123	576-044H	111, 113	577-020H	19
550-071D	7	570-080D	123	576-048D	11	577-021D	99, 101, 103, 105
550-086H	9	570-121A	123	576-051H	19	577-021H	19
550-087H	9	570-122A	123	576-053H	7	577-022D	99, 101, 103, 105
550-090H	45	570-123A	125	576-054H	17	577-022H	19
550-096H	45	570-182A	43	576-055H	17	577-023D	99, 101, 103, 105
550-101H	45	570-183A	43	576-059D	65	577-023H	19
550-102H	45	570-194S	43	576-061H	7	577-024D	99, 101, 103, 105
550-108H	45, 47	570-195H	43	576-062H	17	577-024H	19
550-109H	45, 47	570-196H	43	576-063H	17	577-025H	19
550-110H	45, 47	570-200H	125	576-064D	19	577-026H	7
550-111H	45, 47	570-201H	125	576-064H	13	577-027H	15
550-116H	45, 47	570-202H	123	576-065D	19	577-028H	15
550-123D	53, 55, 57, 59, 61, 63, 77	570-532H	123	576-065H	7	577-029H	15
550-124D	9	575-019H	117	576-084H	111, 113	577-030H	15
550-125D	107	575-041D	49, 51	576-086H	7	577-031H	15
550-158H	45	575-047D	49, 51	576-087H	7	577-032H	15
		575-092D	117, 119, 121	576-088H	7	577-033H	7
		575-093D	117, 119, 121	576-089H	9	577-034H	19
		575-095D	117, 119, 121	576-092H	17	577-035H	19
		575-096D	117, 119, 121	576-093H	17	577-036H	19

[Table of Contents](#) [Part Number Index](#)



Part Number Index (continued)

Part Number	Page	Part Number	Page	Part Number	Page	Part Number	Page
577-037H	19	5M4132	91	802-413C	29, 31, 33, 49,	803-342C	111, 113, 117,
577-038H	19	5M6124	93		51, 65		119, 121
577-039H	19	5M6132	95	802-474C	29	803-364C	11
577-040H	15	5R1116	81	802-483C	107	804-006C	7, 51
577-041H	15	5R2116	83	802-623C	7, 13, 15, 19	804-007C	51, 99, 101, 103,
577-042H	15	5R3116	85	802-632C	45, 47		105, 111, 113
577-043H	15	5R4116	87	802-715C	19	804-008C	39
577-044H	15	5R5116	79, 89	802-768C	117, 119, 121	804-009C	7, 27, 29, 31, 33,
577-045H	15	5R7116	97	802-783C	11		49, 51
577-046H	7	6R1162-ADI	91	802-784C	9	804-015C	7, 15, 20, 29, 31,
577-047H	7	6R1164-ADI	81	802-795C	9		33, 49, 51, 65,
577-090H	13	6R2164-ADI	83	802-796C	65		99, 101, 103,
577-091H	13	6R3164-ADI	85	802-799C	37, 41		105, 109
577-092H	13	6R4164-ADI	87	802-802C	27	804-016C	121
577-093H	13	6R5162-ADI	93, 95	802-803C	29, 31, 33	804-017C	99, 101, 117, 119
577-094H	19	6R5164-ADI	79	802-804C	99, 101, 103,	804-019C	111, 113
577-095H	19	6R6164-ADI	89		105, 111, 113	804-022C	7, 9, 13, 17, 19,
577-096H	19	6R7184-ADI	97	802-865C	65		43, 45, 47, 99,
577-097H	19	7M4316	81	803-006C	7, 51		101, 103, 105,
577-100H	107	7M4332	91	803-008C	27, 29, 31, 33,		107, 109, 111,
577-101H	107	7M5316	83, 85		49, 51		113, 117, 119,
577-102H	107	7M6316	79	803-017C	35, 37, 41		121, 123, 125
577-103H	107	7M6324	93	803-019C	99, 101, 109	804-023C	7, 9, 13, 15, 17,
577-104H	107	7M6332	95	803-020C	7, 15, 20, 29, 31,		19, 47, 117, 119,
577-105H	107	7M7316	87, 89, 97		33, 49, 51, 65,		125
577-106H	107	800-080C	13, 15, 20, 27,		99, 101, 103,	804-024C	15, 107, 117,
577-107H	107		29, 31, 33, 35,		105, 109		119, 121
577-108H	107		45, 47	803-021C	7, 9, 13, 17, 19,	804-027C	9, 19, 121
577-109H	107	800-130C	9, 37, 39, 41, 45,		43, 45, 47, 99,	804-028C	19, 65, 107, 117,
577-110H	107		47		101, 103, 105,		119, 121
577-111H	107	800-231C	9		107, 109, 111,	804-029C	121
577-112H	107	801-005C	7		113, 117, 119,	804-030C	9
577-113H	107	801-054C	7		121, 123, 125	804-055C	27, 35, 37, 41,
577-114H	107	802-023C	79, 81, 83, 85,	803-024C	117, 121		45, 47
577-115H	107		87, 89, 91, 93,	803-026C	11, 15, 117, 119,	804-063C	11, 99, 101, 103,
577-116H	107		95, 97		121		105, 111, 113
577-117H	107	802-024C	111, 113	803-027C	7, 9, 13, 15, 17,	804-067C	111, 113
577-118H	107	802-034C	43		19, 45, 47, 125	804-071C	11
577-119H	107	802-046C	51	803-029C	27, 35, 37, 41,	804-093C	43
577-120H	107	802-051C	9, 17, 43, 45, 47,		45, 47	804-192C	11, 13, 17, 65
577-121H	17		111, 113	803-030C	65, 107	804-193C	27
578-001D	111, 113	802-060C	119, 121	803-031C	9, 19, 107, 121	804-204C	7
578-002D	111, 113	802-062C	117, 119, 121	803-032C	65	804-215C	123
578-003D	111, 113	802-064C	7, 9, 13, 15, 17,	803-034C	9	805-001C	65
578-004D	111, 113		19	803-038C	13, 15, 19, 45,	805-017C	29, 31, 33, 41
578-005D	111, 113	802-066C	117, 119		47, 65, 117, 119,	805-058C	11, 13, 17, 65,
578-006D	111, 113	802-069C	17, 117, 119, 121		121		79, 81, 83, 85,
578-007D	111, 113	802-070C	9	803-048C	45, 47, 117, 119,		87, 89, 91, 93,
578-011D	111, 113	802-073C	121		121		95, 97, 123
578-012D	111, 113	802-075C	45, 123	803-053C	39, 43	805-081C	43
578-013D	111, 113	802-091C	15, 109	803-061C	35, 37, 41	805-089C	27, 35, 37, 39,
578-014D	111, 113	802-097C	51	803-063C	11		41, 45, 47
578-015D	111, 113	802-104C	43	803-078C	99, 101, 111, 113	805-109C	43
578-016D	111, 113	802-106C	111, 113, 121	803-081C	19	805-115C	11
578-017D	111, 113	802-114C	99, 101	803-095C	29, 31, 33, 41	805-124C	65
578-035H	111, 113	802-128C	117, 119	803-099C	111, 113	805-129C	19
580-010D	17	802-131C	49, 51	803-123C	7, 13, 15, 19, 107	805-140C	107, 117, 119,
580-186D	65	802-135C	37, 41	803-126C	123		121
580-191D	27	802-164C	11	803-219C	27, 29, 31, 33,	805-152C	65
585-090H	123	802-182C	39, 41		39, 41	805-195C	7, 43
585-092H	123	802-184C	123	803-234C	79, 81, 83, 85,	805-225C	9, 107, 117, 119,
585-093H	123	802-192C	15, 47		87, 89, 91, 93,		121
586-158D	11	802-205C	9, 19		95, 97	805-292C	107
586-256D	11	802-215C	111, 113	803-255C	99, 101, 103,	805-324C	35, 37, 45, 47
589-085D	117, 119	802-279C	27, 49, 51		105, 111, 113	805-349C	7
589-101D	111, 113	802-323C	51	803-257C	89, 97	805-351C	11, 13, 17
589-219D	121	802-331C	99, 101, 103, 105	803-271C	117, 119	805-358C	99, 101, 103,
589-231H	111, 113	802-357C	13, 15, 45, 47	803-301C	11, 99, 101, 103,		105, 111, 113
589-232H	111, 113	802-359C	125		105, 111, 113	805-363C	35, 37, 45, 47
589-233H	111, 113	802-383C	13, 17	803-316C	11, 123	805-378C	7, 13, 15, 19
589-251H	111, 113						



Part Number Index (continued)

Part Number	Page	Part Number	Page	Part Number	Page	Part Number	Page
805-396C	79, 81, 83, 85, 87, 89, 91, 93, 95, 97	811-236C	71, 73	814-219C	45, 47	833-721C	25
806-066C	7	811-237C	61, 63	814-221C	35, 37	833-722C	25
806-079C	7, 13, 17, 19, 111, 113	811-247C	53, 55, 61, 63, 77	814-222C	27	838-094C	115
806-103C	99, 101, 103, 105	811-255C	67, 69, 71, 73	814-223C	29	838-161C	115
806-178C	7	811-281C	71, 73	814-224C	45, 47	838-580C	109
806-179C	7, 9, 20, 43, 107, 117, 119, 121, 123, 125	811-310C	77	814-226C	27	838-598C	115
806-182C	117, 119, 121	811-394C	53, 55, 57, 59, 61, 63, 67, 69, 71, 74, 77	814-227C	29	838-599C	115
806-183C	7, 99, 101, 103, 105, 111, 113	811-549C	73	814-228C	43	838-600C	115
806-189C	7, 15, 20, 109	811-550C	77	814-229C	45, 47	838-602C	115
806-191C	99, 101	811-584C	67, 69, 71, 73	814-232C	35, 37	838-603C	115
806-198C	109	811-639C	69	814-235C	27	838-611C	115
807-053C	107	811-643C	53, 55, 57, 59, 71, 73, 77	814-236C	29	838-612C	115
807-225C	117, 119, 121	811-645C	67, 69, 71, 73	814-249C	29, 31	838-613C	115
807-226C	117, 119, 121	811-651C	77	814-250C	29, 31	838-614C	115
807-245C	107	811-662C	77	814-251C	29, 31	838-615C	115
810-013C	71, 73, 93	811-670C	73	814-291C	33	838-649C	115
810-015C	69, 91	811-671C	57, 59	814-387C	33	838-650C	115
810-060C	67, 69, 71, 73, 95	811-687C	73	814-388C	33	838-651C	115
810-116C	49, 51, 53, 55, 57, 59, 61, 63	811-688C	73	814-142C	45, 47	838-652C	115
810-138C	59, 61, 63	811-731C	53, 55, 57, 59, 61, 63	815-164C	41	838-653C	115
810-144C	61, 63, 89	811-802C	67, 69	815-193C	37, 41	838-654C	115
810-151C	59, 61, 63, 79	811-826C	53, 55, 57, 59, 61, 63	815-219C	45, 47	838-718C	49, 51
810-158C	63, 97	811-827C	77	815-223C	35, 41	838-719C	51
810-173C	53, 55, 57, 59, 61, 63, 77, 83	811-838C	73, 77	815-224C	35, 37, 41	841-001C	67, 69, 71, 73
810-174C	53, 55, 57, 59, 61, 63, 77, 85	811-841C	61, 63, 73, 77	815-226C	27, 39	841-003C	61, 63, 77
810-211C	53, 57, 61, 77, 81	811-845C	67, 71, 73	815-229C	39	841-005C	67, 69, 71, 73
810-300C	67, 69, 71, 73	811-848C	71, 73	815-251C	29, 41	841-006C	61, 63, 67, 69, 71, 73
810-301C	51, 71, 73	811-851C	73	815-252C	29, 31, 33, 41	841-007C	67, 71, 73
810-348C	67, 69, 71, 73	811-886C	61, 63, 73	815-262C	43	841-008C	71, 73
810-373C	55, 57, 59, 61, 63, 87	811-887C	53, 55, 77	816-220C	29, 41	841-009C	71, 73
810-432C	51, 71, 73	811-890C	61, 63, 77	816-396C	35, 45, 47	841-010C	61, 63, 73
810-477C	53, 57, 61, 77	811-893C	53, 55, 57, 59, 61, 63	816-398C	35, 45, 47	841-011C	61, 63, 73, 77
810-478C	53, 55, 57, 59, 61, 63, 77	811-894C	77	816-426C	37, 41	841-012C	73
810-479C	53, 55, 57, 59, 61, 63, 77	811-897C	73	816-429C	117, 119	841-015C	73
810-480C	55, 57, 59, 61, 63	811-904C	57, 59	816-445C	39	841-022C	61, 63
810-481C	61, 63	811-905C	77	816-498C	43	841-025C	77
810-484C	69	811-913C	53, 55, 57, 59, 61, 63	816-529C	39	841-045C	77
810-486C	71, 73	811-914C	77	816-573C	27	841-046C	77
810-487C	67, 69, 71, 73	811-915C	67, 69, 71, 73	816-581C	31, 33	841-047C	77
810-512C	49, 67, 69	811-916C	67, 69, 71, 73	817-585C	20	841-166C	77
810-515C	49, 67, 69	811-919C	53, 55, 57, 59, 61, 63, 67, 69, 71, 73, 77	817-609C	9	841-230C	9
810-532C	67, 69, 71, 73	811-934C	71	818-055C	7	841-231C	9
810-557C	63	811-936C	71	820-274C	99, 101	841-274C	69
811-063C	53, 55, 57, 59, 61, 63, 67, 69, 71, 73, 77	811-937C	61, 63	820-276C	99, 101, 103, 105	848-911C	115
811-073C	69, 74	811-939C	77	822-020C	35, 37, 39, 41, 43, 45, 47	890-005C	7, 13, 15, 20, 45, 47
811-077C	71, 73	811-941C	73	822-021C	35, 37, 39, 41, 43, 45, 47	890-057C	9
811-078C	53, 55, 57, 59, 61, 63, 67, 69, 71, 73	811-943C	77	822-045C	43	890-143C	45
811-088C	53, 55, 57, 59, 61, 63, 67, 69, 71, 73	811-944C	61, 63	822-048C	27, 29, 31, 33, 37, 41	890-183C	11
811-126C	73	811-952C	73	822-050C	43	890-184C	11
811-127C	77	811-968C	69, 71, 73	822-053C	27, 29, 37, 41	890-277C	29, 31, 33, 41
811-147C	69, 71, 73, 77	811-974C	67, 69	822-109C	29, 41	890-781C	35, 37, 39, 41, 45, 47
811-159C	77	811-978C	73, 77	822-110C	29, 41	890-822C	7
811-216C	71, 73	811-988C	77	822-168C	39	890-823C	7
		811-993C	53, 55, 57, 59, 61, 63, 71	822-169C	39	890-824C	11
		811-996C	77	822-197C	35, 45, 47	890-825C	9
		811-999C	67, 69, 71, 73	822-198C	35, 45, 47	890-826C	23
		812-300C	107	822-208C	99, 103, 111, 117, 119	890-828C	23
		814-038C	35, 37	822-225C	27	890-829C	23
		814-180C	43	822-226C	27	890-830C	23
		814-206C	29, 31	822-229C	31, 33	890-831C	23
		814-218C	43	822-230C	31, 33	890-860C	111, 113
				822-234C	31, 33	890-861C	111, 113
				822-293C	101, 105, 113, 121	890-886C	27
				833-682C	25	890-887C	43
				833-694C	25	DA0057A	45, 47
				833-720C	25	dwg	51, 55
						dwg 00011	43
						dwg 00524	15



Part Number Index (continued)

Part Number	Page
dwg00241	39, 41
dwg00456	45
dwg00465	53
dwg00466	61, 63
dwg00467	67
dwg00468	71
dwg00469	77
dwg00477	57, 59
dwg00520	7
dwg00521	9
dwg00522	11
dwg00523	13
dwg00525	19
dwg00526	27
dwg00527	29
dwg00528	35
dwg00529	37
dwg00530	49
dwg00532	65
dwg00533	99
dwg00539	107
dwg00540	109
dwg00569	111
dwg00577	73
dwg00967	17
dwg00981	47
dwg01100	69
dwg01273	23
dwg40536	103
dwg41012	31
dwg41016	123
dwg41275	115
dwg41281	117
dwg41282	125
dwg41485	119
dwg41913	91, 93, 95
dwg41918	79, 81, 83, 85, 87, 89, 97
dwg43176	33
dwg43274	25
dwg43275	101
dwg43276	105
dwg43277	113
dwg43278	121
FC0220	103, 105
FC0676	99, 101
FC1567	99, 101
FC1809	103, 105
PW0157	77



Great Plains Mfg., Inc.
1525 E. North Street
Salina, Kansas 67401 USA

www.greatplainsmfg.com
