

# **PW7 Pick-Up Header**

**PARTS CATALOG**

Part #169177 Rev. D

\$15



This manual contains the part listings for the PW7 13' & 15' Header and Series IV SwathMaster and Rake-Up pickups. The part listings and assembly drawings are provided to assist you in quickly locating part numbers for your specific Pickup Header. Before ordering new parts, take note of the serial number of your unit to eliminate unnecessary errors.

**SECTION A – RAKE UP**

HOLDDOWN ASSEMBLY .....A-1  
 DRAPER AND GEAR BOX DRIVE .....A-3  
 DRIVE END ROTOR.....A-5  
 IDLER END ROTOR.....A-7  
 MAIN GEAR BOX .....A-9  
 SHIELD ASSEMBLY.....A-11  
 MAIN FRAME MOUNTING ASSEMBLY .....A-13  
 HYDRAULICS .....A-17

**SECTION B – SWATHMASTER**

HOLDDOWN ASSEMBLY .....B-1  
 DRIVE ASSEMBLY .....B-5  
 ROLLER, TIRE, AND FRAME ASSEMBLY .....B-7  
 SUSPENSION ASSEMBLY .....B-11  
 SHIELDS.....B-13  
 HYDRAULICS .....B-15  
 DRAPER ASSEMBLY.....B-17  
 DRAPER/SHIELD ASSY (12' SMALL SEED) .B-19

**SECTION C – RAKE UP/SWATHMASTER**

TIRE/WHEEL ASSEMBLY ..... C-1  
 HYDRAULIC CYLINDER ..... C-3

**SECTION D – SERVICE TOOLS & REPLACEMENT PARTS..... D-1**

**SECTION E –PW7 HEADER FOR JOHN DEERE / CLAAS-LEXION / AGCO COMBINES**

HEADER TABLE.....E-1  
 AUGER DRIVE & SUPPORT (LH).....E-3  
 AUGER SUPPORT (RH) .....E-7  
 AUGER ASSEMBLY .....E-9  
 HEADER HYDRAULICS .....E-13  
 ELECTRICAL / LIGHTING .....E-17  
 DRIVE SHAFT .....E-19  
 SHIELD ASSEMBLY.....E-23  
 HEADER DECALS & DOCUMENT CASE .....E-25

**SECTION F –PW7 HEADER FOR CNH COMBINES**

HEADER TABLE..... F-1  
 LH DRIVE ASSEMBLY ..... F-3  
 RH ASSEMBLY..... F-7  
 AUGER ASSEMBLY ..... F-9  
 HEADER HYDRAULICS ..... F-11  
 ELECTRICAL / LIGHTING ..... F-13  
 DRIVE SHAFT ..... F-15  
 HEADER DECALS & DOCUMENT CASE .....F-17

**SECTION G – OPTIONS**

AUTOMATIC HEIGHT CONTROL:  
 DIAL-A-SPEED (JD) ..... G-1  
 ACTIVE HEADER HEIGHT CONTROL (CIH).. G-3  
 ACTIVE HEADER HEIGHT CONTROL (NH)... G-5

**SECTION H – NUMERICAL LIST**

**SECTION I – SUGGESTED STOCKING LISTS**

**Notes:**

- Left and right hand are referenced from the operator’s seat, looking forward in direction of travel.
- Bolded part numbers indicate revisions or additions since last production year.
- The illustrations may not match your exact machine.

**Abbreviations:**

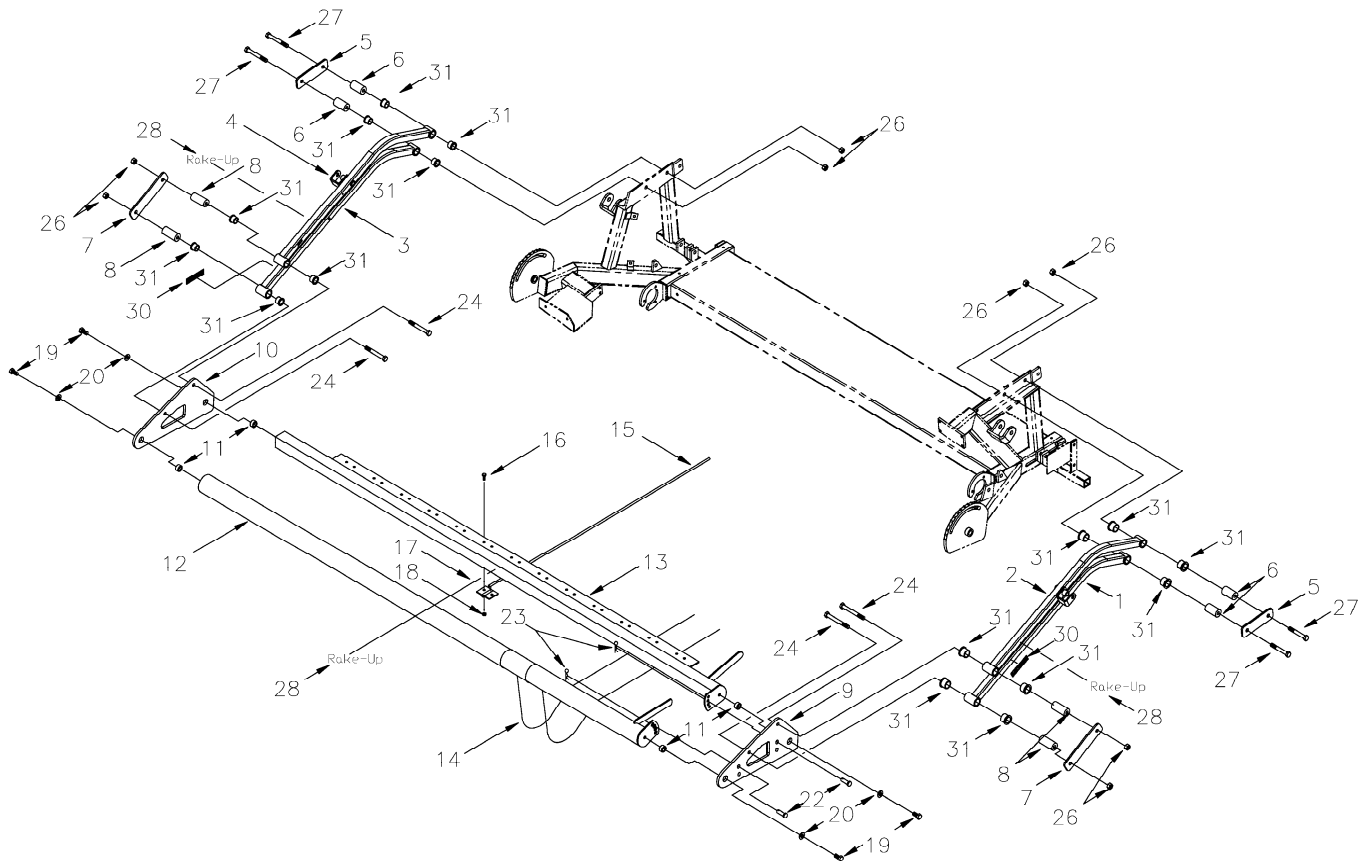
L/H – Left hand R/H – Right hand NSS – Not serviced separately  
 AR – Quantity as required

**Serial Number Breaks:**

The side of the serial number on which the dash (-) appears determines whether the part is used "up to" or "after" the serial number given.

Example:           -185859       Used on machines up to and including serial number 185859.  
                       185860-       Used on machines including and after serial number 185860.

# Rake-Up

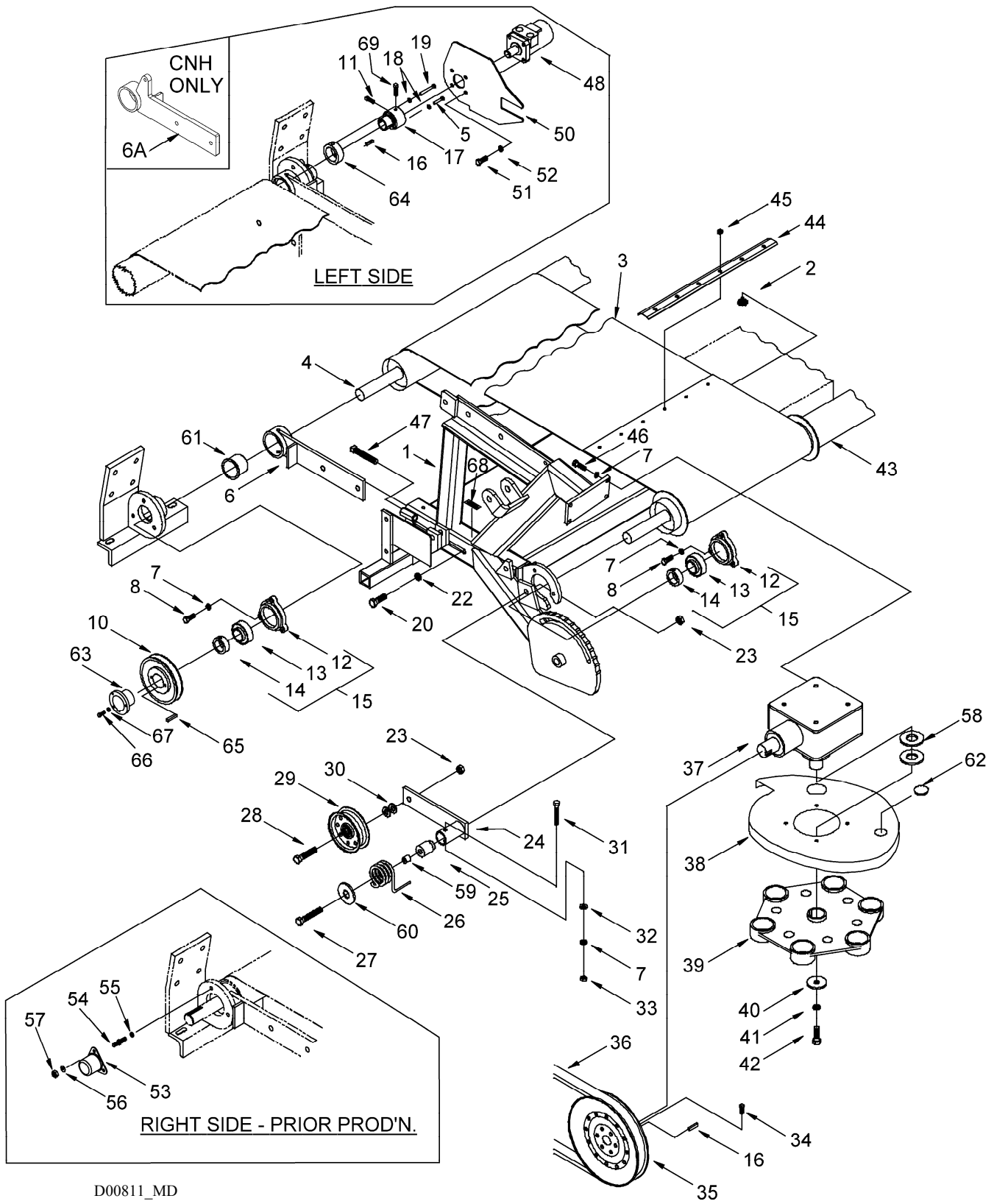


D00733\_MD

**HOLDDOWN ASSEMBLY**  
(May not be exactly as shown)

**HOLD-DOWN ASSEMBLY**

ITEM	QTY	PART NO.	DESCRIPTION
1	1	180697	LOWER ARM, LH W/ 3 PANEL DECAL (ITEM 30)
	1	180976	LOWER ARM, LH W/ 2 PANEL DECAL (ITEM 30)
2	1	180144	UPPER ARM, RU LH, NO DECALS
3	1	180698	LOWER ARM, RH W/ 3 PANEL DECAL (ITEM 30)
	1	180977	LOWER ARM, RH W/ 2 PANEL DECAL (ITEM 30)
4	1	180145	UPPER ARM, RU RH, NO DECALS
5	2	180133	REAR PLATE, HOLD DOWN
6	4	180154	BUSHING SHORT, HOLD DOWN
7	2	180134	FRONT PLATE HOLD DOWN
8	4	180155	BUSHING LONG, HOLD DOWN
9	1	180159	SIDE PLATE, ADJUSTING SIDE
10	1	180158	SIDE PLATE
11	4	180108	BUSHING, HOLD-DOWN
12	1	180968	SPRING WIRE TUBE, 12' RU
	1	180135	SPRING WIRE TUBE, 14' RU
	1	180136	SPRING WIRE TUBE, 16' RU
13	1	180674	FG ROD TB, 12' RU W/NO DECAL
	1	180140	FG ROD TB, 14' RU W/NO DECAL
	1	180141	FG ROD TB, 16' RU W/NO DECAL
14	see below	180128	HOLD DOWN WIRE
	11		12' MODEL
	13		14' MODEL
	14		16' MODEL
15	see below	184331	FIBERGLASS ROD 3/8"X48" BLACK
	21		12' MODEL
	24		14' MODEL
	27		16' MODEL
16	see below	21558	5/16 X 3/4 UNC BOLT
	42		12' MODEL
	48		14' MODEL
	54		16' MODEL
17	see below	180129	RETAINER, FIBERGLASS ROD
	21		12' MODEL
	24		14' MODEL
	27		16' MODEL
18	see below	30280	5/16 UNC SIDE LOCK FLANGE NUT
	42		12' MODEL
	48		14' MODEL
	54		16' MODEL
19	4	18723	1/2 X 1 1/2 UNC BOLT
20	4	184597	WASHER, CONICAL SPRING, 12 mm
22	2	184322	PIN, 1/2 X 1 1/2 CLEVIS, PL
23	2	13125	PIN, 1/8 X 2 9/16 HITCH
24	4	184539	1/2X4 1/4" UNC BOLT GR.5
26	8	18697	1/2NC GR. B UNI-TORQUE NUT PLATED
27	4	21581	1/2 X 3 1/2 UNC BOLT
28	2	184366	DECAL, RAKE-UP, 1 1/8" YELLOW
	2	184367	DECAL, RAKE-UP, 1 1/8" SILVER
	2	184368	DECAL, RAKE-UP, 1 1/8" WHITE
30	2	184365	DECAL WARNING SAFETY LOCK - 3 PANEL
	2	191496	DECAL WARNING SAFETY LOCK - 2 PANEL
31	16	180156	BUSHING FLANGE, HOLD DOWN



D00811\_MD

DRAPER AND GEAR BOX DRIVE

DRAPER AND GEAR BOX DRIVE

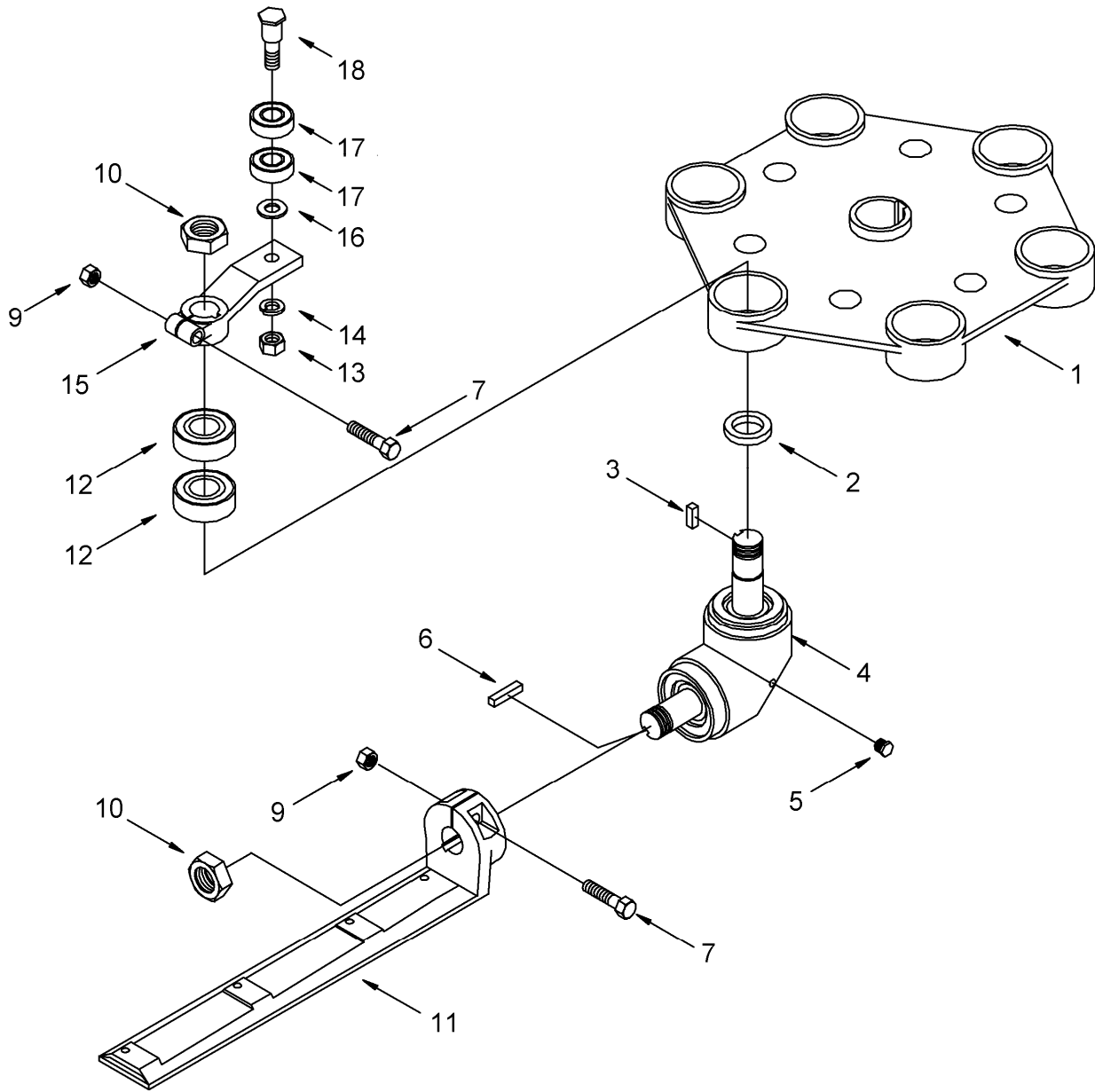
ITEM	QTY 12/14/16	PART NO.	DESCRIPTION	ITEM	QTY	PART NO.	DESCRIPTION
1	1	180755	FRAME, RU 12' c/w Decals	37	1	REF	See Gear Box
	1	180756	FRAME, RU 14' c/w Decals	38	1	180016	SCROLL PLATE - R/H DRIVE
	1	180757	FRAME, RU 16' c/w Decals		1	180015	SCROLL, PL - L/H DRIVE (prior)
2	6 / belt	184498	1/4 X 1/2 UNC ELEV BOLT 4 T	39	1	REF	Drive Rotor (See Drive End Rotor)
3	7/8/9	184215	BOLTED REAR DRAPER	40	1	11695	2 X 17/32 X 3/16 WASHER, PLATED
	1	184217	DRAPER, FULL WIDTH, 12' SS	41	1	184595	WASHER, CONICAL SPRING, 1/2
4	1	181109	ROLLER, REAR, RF, 12' STD	42	1	180204	BOLT 1/2 X 1 1/2 DRILL
	1	181110	ROLLER, REAR, RF, 14'	43	1	181106	ROLLER, FRONT, RF, 12' STD.
	1	181111	ROLLER, REAR, RF, 16'		1	181107	ROLLER, FRONT, REAR FRAME, 14'
	1	180014	ROLLER, REAR, RF, 12' SS		1	181108	ROLLER, FRONT, REAR FRAME, 16'
5	2	184500	BOLT 1/4"UNCX1 1/2" GR5 TAP		1	180013	ROLLER, FRONT, RF, 12' SS
6	2	180039	BRKT, CARRIER (QTY 1 for CNH)	44	1 / belt	180117	EDGE PROTECTOR
6A	1	180040	BRKT, CARRIER L/H (CNH only)	45	6 / belt	135248	1/4" FLANGE LOCK NUT
7	17	184584	SPRING LOCK WSHR, 10mm	46	4	21264	3/8 X 1 1/4 UNC BOLT
8	12	20077	3/8 X 1 UNC BOLT	47	2	184638	1/2 X 3 SQ HEAD SET SCREWS
10	1	184159	PULLEY, DRAPER, MB52L	48	1	184265	ORBIT MOTOR - 74cc
11	1	21248	3/8 X 3/4 SQ HD SET SCREW		1	184877	ORBIT MOTOR SEAL KIT
12	4	NSS	HOUSING, BEARING	50	1	180184	TORQUE ARM, HYD. MOTOR
13	4	184223	BEARING, BALL W/ COLLAR	51	4	21567	3/8 X 3/4 UNC BOLT
14	4	NSS	LOCKING COLLAR	52	4	184584	SPRING LOCK WSHR, 10mm
15	4	180213	BEARING HSG ASSY, WITH LC	53	1	180086	COVER, BEARING - L/H DR. (prior)
16	2	1113	1/4 X 1/4 X 1 1/4 KEY	54	3	184523	STUD, HEX, 3/8 X 1 X 3/4, U
17	1	180087	COUPLING, HYD. MOTOR	55	3	184584	SPRING LOCK WSHR, 10mm
18	4	18635	LOCK WASHER, 1/4"	56	3	18670	3/8 USS FLAT WASHER, PLATED
19	2	184501	BOLT 1/4"UNCX2 1/2" GR5 TAP	57	3	18669	NUT, 3/8 UNITORQUE PLATED
20	4	18723	1/2 X 1 1/2 UNC BOLT	*58	see below	180211	1 7/8 OD X 1 3/8 ID 18 GA B
22	4	184597	SPRING LOCK WSHR, 12mm	59	1	182065	LOCKING BUSHING, PLATED
23	2	18697	LOCKNUT 1/2"UNC DIST THD	60	1	18599	1/2 SAE FLAT WASHER, PLATED
24	1	180060	ARM, BELT TIGHTENER	61	2	184240	BUSHING, FLANGED
25	1	181098	BUSHING, IDLER ARM	62	1	184188	1 1/4 SCROLL PL PLUG, PLATED
26	1	184242	SPRING TORSION, R/H DRIVE	63	1	21063	HUB 1 1/4 SPLIT TAPER
	1	184241	SPRING TRSION, L/H DR (prior)	64	1	38198	HUB - HH1 SLV
27	1	21560	1/2 X 3 UNC BOLT	65	1	191344	KEY .188"X.25"X1.25"
28	1	21760	1/2 X 2 1/2 UNC BOLT	66	2	21566	BOLT 1/4" NCX.75"GR5 HEX HD PL
29	1	184158	TIGHTENER PULLEY - PLATED	67	2	184573	LCKWSHR M6A BELLEVILLE PL
30	2	184589	1/2 USS FLAT WASHER, PL.	68	2	184356	DECAL, DRAPER TENSION
31	1	21102	3/8 X 2 1/2 UNC BOLT	69	1	18908	3/8 X 1 SQ. HD SET SCREW
32	1	18670	3/8 USS FLAT WASHER, PL.				
33	1	18590	3/8 UNC HEX NUT PLATED				
34	2	21248	3/8 X 3/4 SQ. HD SET SCREW				
35	1	184160	B-10 PULLEY				
36	1	184218	B-92 BELT				

**\*NOTE:**

Quantity of item 58 depends on the fit of the drive rotor and scroll plate. Replace with original number of bushings. If the original number is unknown, check the number stamped on the top of the drive rotor and use the key below to determine the number of bushings required.

**KEY:**

Stamp	Number of Bushings
0	2
50	3
100	4
150	5
200	6

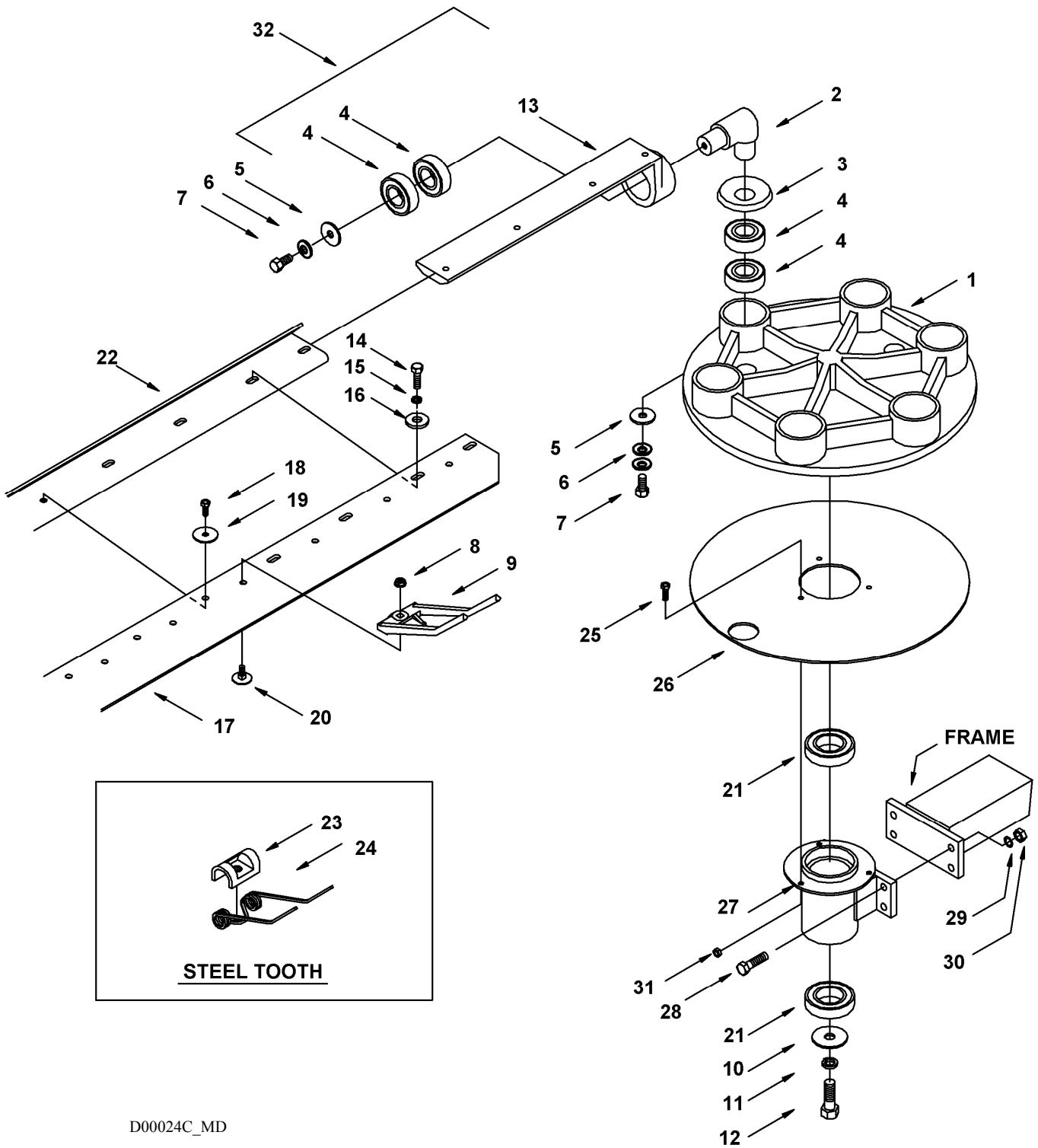


D00023A\_MD

**DRIVE END ROTOR**

**DRIVE END ROTOR**

<b>ITEM</b>	<b>QTY</b>	<b>PART NO.</b>	<b>DESCRIPTION</b>
1	1	180214	DRIVE ROTOR ASSEMBLY
2	6	184629	#8 (1" HOLE, .25 THK) BUSHING
3	6	180094	1/4 X 1/4 X 13/16 KEY
4	6	180036	GEAR BOX, SMALL, COMPLETE
5	12	50230	1/8 NF HEX HEAD BRASS PLUG
6	6	1113	1/4 X 1/4 X 1 1/4 KEY
7	12	21561	3/8 X 1 1/2 UNC BOLT
9	12	18669	3/8 UNC HEX LOCK NUT PLATED
10	12	184566	7/8 NF HEX JAM NUT, BLACK (apply Loctite when installing)
11	6	180022	ARM, FINGER BAR DRIVE - R/H DRIVE
	6	180021	ARM, FINGER BAR DRIVE - L/H DRIVE (prior)
12	12	152529	BEARING, BALL - 6205 LLC
13	6	18651	7/16 UNF HEX NUT PLATED
14	6	184596	SPRING LOCK WSHR,12mmSTYLE A
15	6	180028	ARM, FOLLOWER - R/H DRIVE
	6	180027	ARM, FOLLOWER - L/H DRIVE (prior)
16	6	184586	7/16 SAE FLAT WASHER, PLATE
17	12	184225	BEARING, BALL 35 MM OD
18	6	180461	SHOULDER BOLT

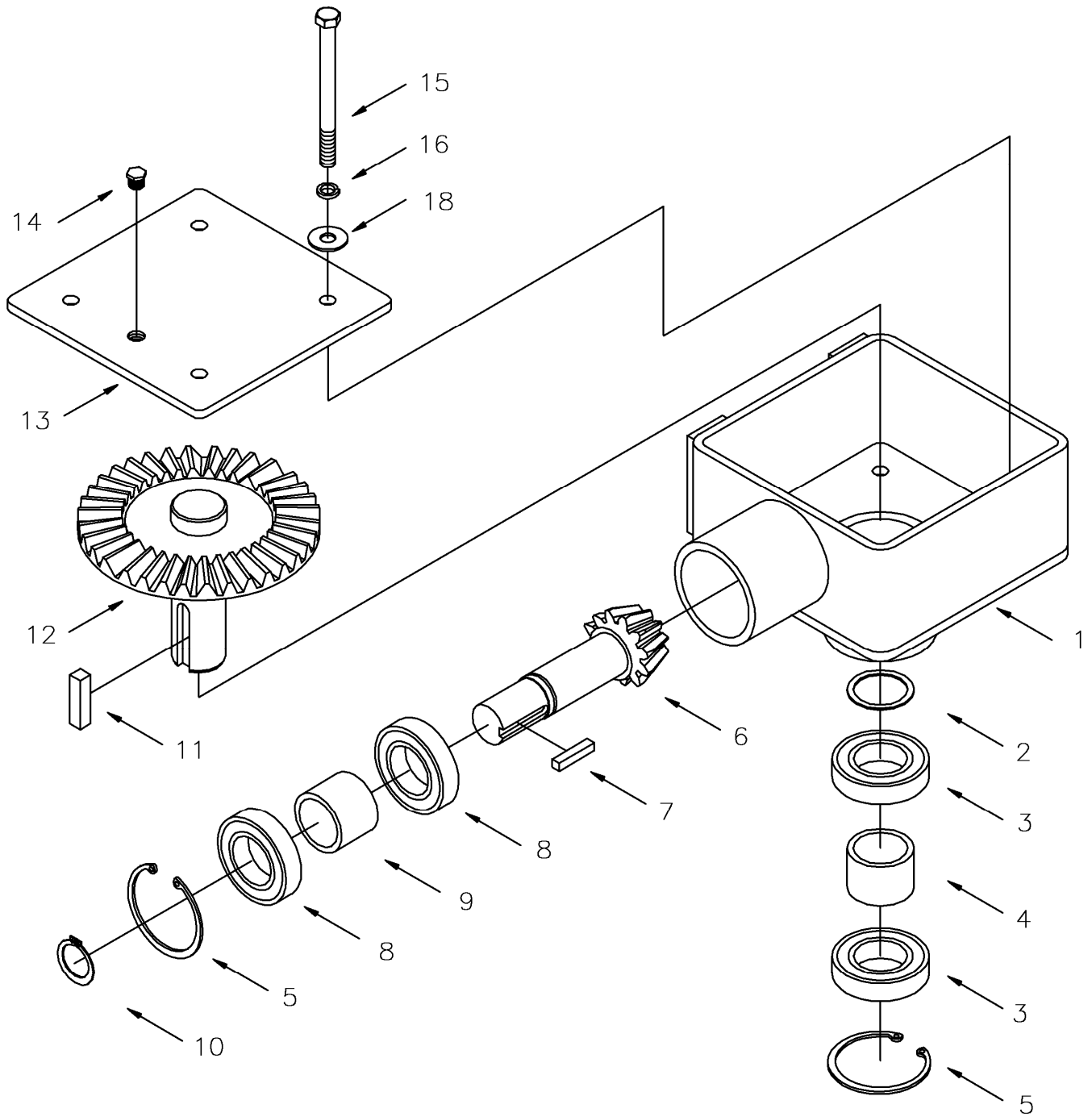


D00024C\_MD

IDLER END ROTOR

**IDLER END ROTOR**

ITEM	QTY	PART NO.	DESCRIPTION
1	1	180212	IDLER ROTOR ASSEMBLY, (Includes: Idler Rotor and Bearings)
2	6	180017	ELBOW
3	6	180101	BEARING CAP
4	24	152529	BEARING – BALL, 6205 LLC
5	12	180207	1 1/4 X 3/8 X 11 GA WASHER
6	AR	184584	SPRING LOCK WSHR,10mmSTYLE (qty. 6 plus as required for shimming)
7	12	21567	3/8 X 3/4 UNC BOLT
8	see #9	135248	1/4 SMOOTH FLANGE LOCKNUT
9	see below	180113	RAKE-UP SABRE TOOTH
	168		12' MODEL, 28/BAR
	192		14' MODEL, 32/BAR
	216		16' MODEL, 36/BAR
10	1	11695	2 X 17/32 X 3/16 WASHER, PLATED
11	1	184596	SPRING LOCK WSHR,12mmSTYLE
12	1	18723	1/2 X 1 1/2 UNC BOLT
13	6	NSS	ARM, FINGER BAR IDLER - R/H DRIVE
	6	NSS	ARM, FINGER BAR IDLER, L/H DRIVE (prior)
14	48	21087	BOLT, 5/16 X 1 UNC, HEX, GR. 5
15	48	184579	SPRING LOCK WSHR,8mmSTYLE A
16	48	184583	3/8 X 1 1/2 X10 GA WASHER, PLATED
17	6	180124	FINGER BAR BELT (4"X12') - 12' Standard
	6	180125	FINGER BAR BELT (4" X 14') - 14'
	6	180126	FINGER BAR BELT (4" X 16') - 16'
	6	180127	FINGER BAR BELT (6" X 12') - 12' Small Seed
18	see #19	184604	#14 3/4 HEX SHEET METAL SCREW
19	see below	184571	1/4 X 1 1/4 FENDER WASHER PLATED
	126		12' MODEL, 21/BAR
	150		14' MODEL, 25/BAR
	174		16' MODEL, 29/BAR
20	see #9	184494	1/4 X 3/4 UNC STD. ELEV BOLT
21	2	184226	6007 DDU BEARING
22	6	180088	FINGER BAR, 12 FT ,CUT,COPED
	6	180089	FINGER BAR, 14 FT,CUT,COPED
	6	180090	FINGER BAR, 16 FT,CUT,COPED
23	see #9	191039	RAKE-UP STEEL TOOTH RETAINER
24	see #9	191038	RAKE-UP STEEL FINGER
25	3	21580	1/4 X 1/2 UNC BOLT
26	1	180284	COVER, IDLER ROTOR
27	1	180110	HSG, IDLER ROTOR BRG
28	4	21264	3/8 X 1 1/4 UNC BOLT
29	4	133521	WASHER – FLAT, 3/8 x 5/8 x .062
30	4	135511	3/8 UNC HEX NUT, CENTER LOCK, PLATED
31	3	135248	1/4 SMOOTH FLANGE LOCKNUT
32	6	180792	IDLER ARM ASSEMBLY - R/H DRIVE
	6	180791	IDLER ARM ASSEMBLY - L/H DRIVE (prior)



D00025\_MD

MAIN GEAR BOX

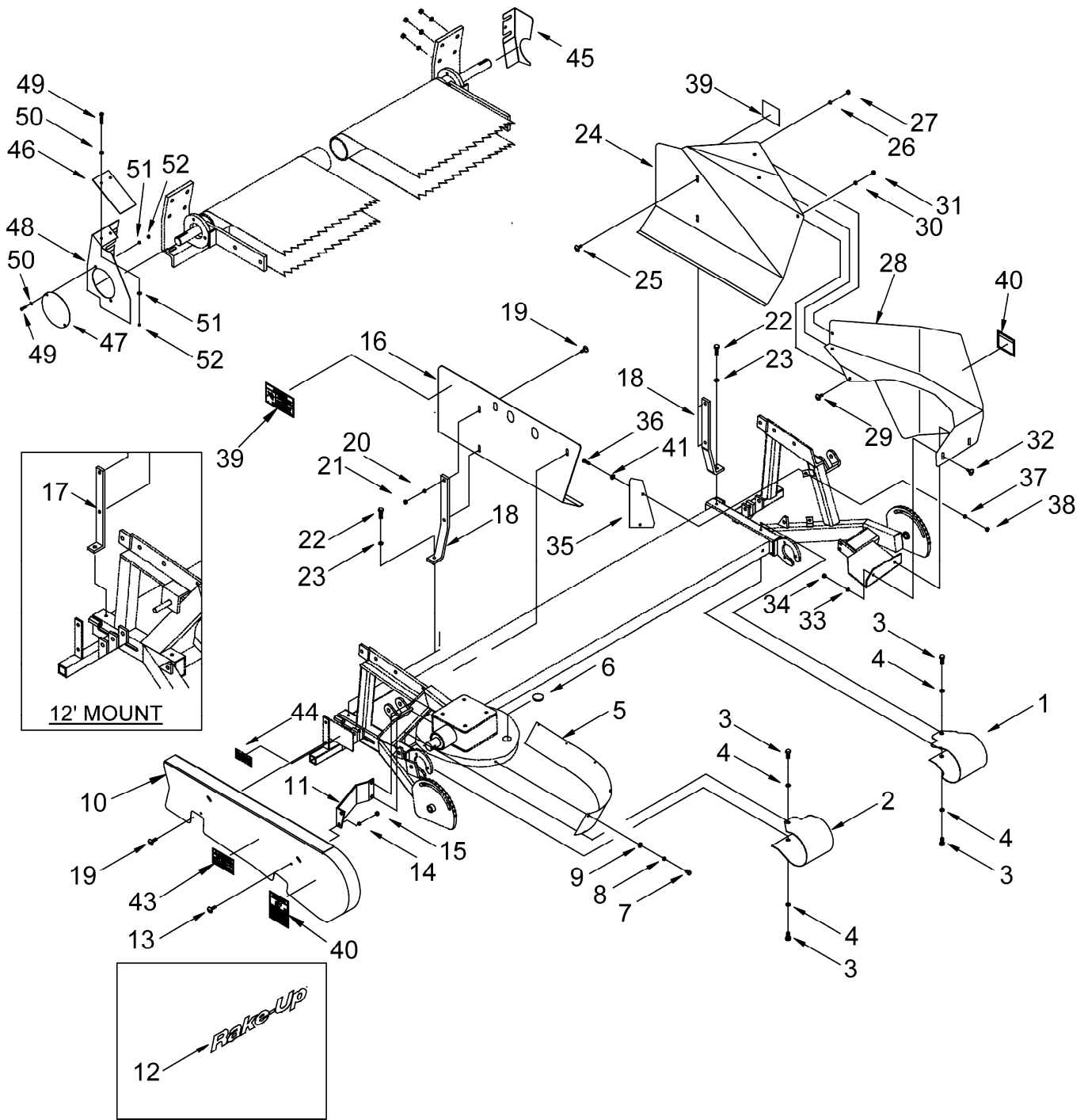
**MAIN GEAR BOX**

ITEM	QTY	PART NO.	DESCRIPTION
1	1	180030	GEAR BOX HOUSING - R/H DRIVE
	1	180029	GEAR BOX HOUSING - L/H DRIVE (prior prod'n)
2	1	184627	#16, 1 3/8 HOLE-18 GA BUSHING
3	2	184226	BEARING 6007 DDU
4	1	180033	SPACER, OUTPUT
5	2	184623	244 INTERNAL SNAP RING
6	1	180032	GEAR, 11 TOOTH PINION
7	1	1113	1/4 X 1/4 X 1 1/4 KEY
8	2	184227	BEARING 6206 DDU
9	1	180034	SPACER, LONG INPUT
10	1	13250	118 EXTERNAL SNAP RING
11	1	180095	3/8 X 3/8 X 1 1/2 KEY
12	1	180031	GEAR, 36 TOOTH CROWN
13	1	180037	LID, GEAR BOX
14	1	50230	1/8 NF HEX HEAD BRASS PLUG
15	4	30080	3/8 X 4 1/2 UNC BOLT
16	4	184584	SPRING LOCK WSHR,10mmSTYLE
18	4	18670	3/8 USS FLAT WASHER, PLATED

Gear Box Assembly - Includes: gears, bearings, spacers, and snap rings, housing (Lid and hardware excluded)

R/H Drive - 180521

L/H Drive - 180520 (prior production)

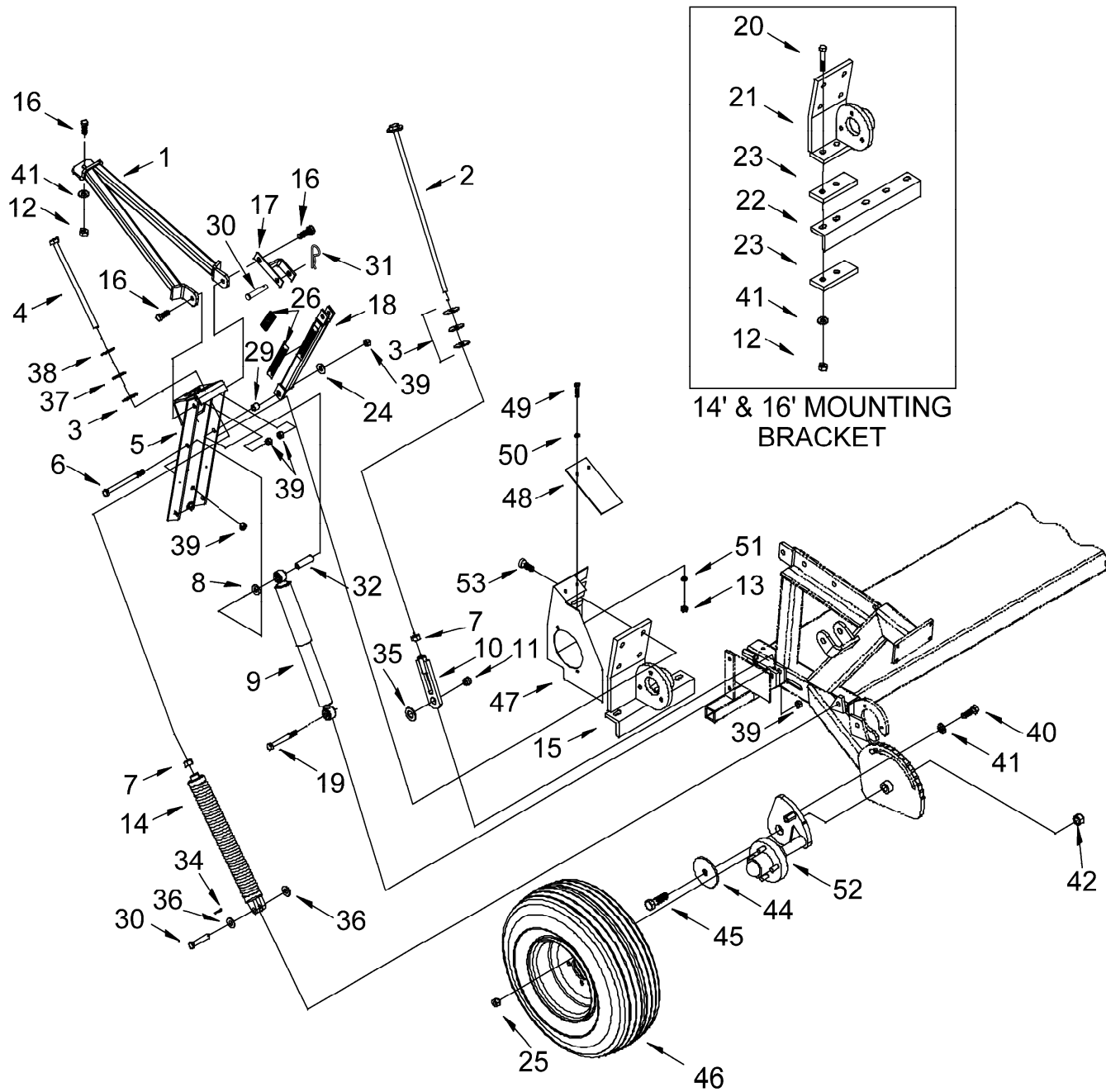


D00812\_MD

**SHIELD ASSEMBLY**

**SHIELD ASSEMBLY**

ITEM	QTY	PART NO.	DESCRIPTION
1	1	180077	FRONT ROLLER IDLER GUARD - R/H DRIVE
	1	180076	FRONT ROLLER IDLER GUARD - L/H DRIVE (Prior)
	1	180611	FRONT ROLLER IDLER GUARD - 12' SMALL SEED R/H DR.
	1	180081	FRONT ROLLER IDLER GUARD - 12' SMALL SEED L/H DR. (Prior)
2	1	180079	FRONT ROLLER DRIVE GUARD - R/H DRIVE
	1	180078	FRONT ROLLER DRIVE GUARD - L/H DRIVE (Prior)
	1	180612	FRONT ROLLER DRIVE GUARD - 12' SMALL SEED R/H DR.
	1	180082	FRONT ROLLER DRIVE GUARD - 12' SMALL SEED L/H DR. (Prior)
3	4	21567	3/8 X 3/4 UNC BOLT
4	4	184584	SPRING LOCK WASHER,10mmSTYLE
5	1	180080	GUARD, SCROLL PLATE
6	1	184188	1 1/4 SCROLL PL PLUG, PLATED
7	5	21580	1/4 X 1/2 UNC BOLT
8	5	184573	SPRING LOCK WASHER,6mmSTYLE A
9	5	184572	1/4 FLAT WASHER 17/64ID 3/4
10	1	180608	BELT GUARD R/H DRIVE W 3-PANEL DECAL
	1	180606	BELT GUARD R/H DRIVE W 2-PANEL DECAL
	1	180070	BELT GUARD L/H DRIVE, NO DECALS (Prior)
11	1	180057	BRACKET, FRONT BELT GUARD - R/H DRIVE
	1	180056	BRACKET, FRONT BELT GUARD - L/H DRIVE (Prior)
12	1	184342	RAKE-UP DECAL (YELLOW) - prior production
13	3	184510	5/16 X 3/4 UNC TRUSS BOLT
14	4	184579	SPRING LOCK WASHER,8mmSTYLE A
15	4	18589	5/16 UNC HEX NUT PLATED
16	1	180595	WIND GUARD, R/H DRIVE END W/ 3-PANEL DECAL
	1	180597	WIND GUARD, R/H DRIVE END W/ 2-PANEL DECAL
	1	180068	WIND GUARD, L/H DRIVE END NO DECAL (prior)
	1	180594	WIND GUARD, L/H DRIVE END W DECALS (prior)
17	2	180045	WIND GUARD BRACKET (10' & 12' MODELS)
18	2	180046	WIND GUARD BRACKET (14' & 16' MODELS)
19	4	184511	5/16 X 1 UNC TRUSS BOLT
20	3	184579	SPRING LOCK WASHER,8mmSTYLE A
21	3	18589	5/16 UNC HEX NUT PLATED
22	2	20077	3/8 X 1 UNC BOLT
23	2	184584	SPRING LOCK WASHER,10mmSTYLE
24	1	180759	WIND GUARD, IDLER, W/3-PANEL DECAL - R/H DRIVE
	1	180586	WIND GUARD, IDLER, W/2-PANEL DECAL - R/H DRIVE
	1	180066	WIND GUARD, IDLER, NO DECAL - L/H DRIVE (Prior)
25	2	184511	5/16 X 1 UNC TRUSS BOLT
26	2	184579	SPRING LOCK WASHER,8mmSTYLE A
27	2	18589	5/16 UNC HEX NUT PLATED
28	1	180568	SHIELD, IDLER ROTOR, R/H Dr. w/3-panel decal
	1	180566	SHIELD, IDLER ROTOR, R/H Dr. w/2-panel decal
	1	180760	SHIELD, IDLER ROTOR, L/H DRIVE (Prior)
29	3	184510	5/16 X 3/4 UNC TRUSS BOLT
30	3	184579	SPRING LOCK WASHER,8mmSTYLE A
31	3	18589	5/16 UNC HEX NUT PLATED
32	2	184510	5/16 X 3/4 UNC TRUSS BOLT
33	2	184579	SPRING LOCK WASHER,8mmSTYLE A
34	2	18589	5/16 UNC HEX NUT PLATED
35	1	180085	SHIELD, IDLER ROTOR
36	2	21087	5/16 X 1 UNC BOLT
37	2	184579	SPRING LOCK WASHER,8mmSTYLE A
38	2	18589	5/16 UNC HEX NUT PLATED
39	2	184392	DECAL - STORAGE BRACE ROTATION - 3 PANEL
	2	184384	DECAL - STORAGE BRACE ROTATION - 2 PANEL
40	2	184393	DECAL, WARNING PINCH POINT - 3 PANEL
	2	184386	DECAL, WARNING PINCH POINT - 2 PANEL
41	2	184575	5/16 USS FLAT WASHER, PLATE
43	1	184397	DECAL, WARNING DO NOT OPEN - 3 PANEL
	1	184371	DECAL, WARNING DO NOT OPEN - 2 PANEL
44	1	184404	DECAL, WARNING (SHIELD OPEN) - 3 PANEL
	1	184401	DECAL, CHAIN ENTANGLEMENT - 2 PANEL
45	1	180084	GUARD, END - R/H DRIVE
46	1	180074	FLAP, REAR BELT GUARD
47	2	180075	COVER, ALT. END DRIVE
48	1	180073	BELT GUARD, REAR, R/H DRIVE
	1	180072	BELT GUARD, REAR, L/H DRIVE (Prior)
49	4	21573	BOLT 1/4"UNCX1" GR5 HEX HEAD PL
50	4	184572	WASHER 1/4" USS PL
51	4	184573	LOCKWASHER M6A BELLEVILLE PL
52	4	18588	NUT 1/4"UNC GR2 HEX PL

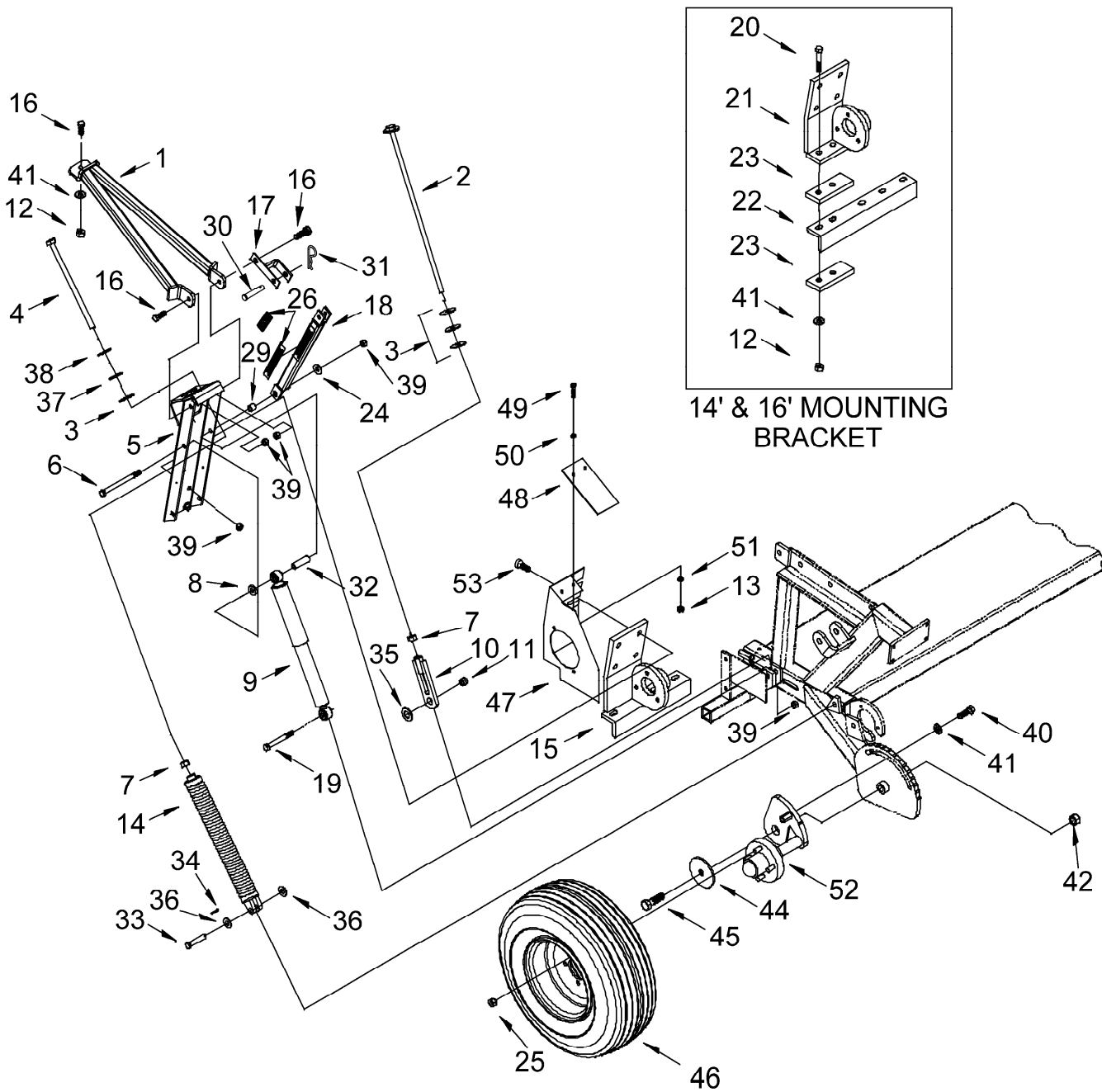


D00823\_MD

MAIN FRAME MOUNTING ASSEMBLY

**MAIN FRAME MOUNTING ASSEMBLY**

ITEM	QTY	PART NO.	DESCRIPTION
1	1	182038	HEADER BRACE 12'RH,14'LH,16' LH
	1	182039	HEADER BRACE 12'LH,14'RH,16' RH
	2	182990	HEADER BRACE, 10' LH & RH
2	2	180205	BOLT, LIFTER ADJUSTER
3	8	180104	WASHER, RUBBER
4	2	180206	BOLT, 5/8"-11X12", GR5, PLATED
5	2	180058	CHAN. UPRIGHT, 3/4" BOLT HO
6	2	184540	1/2X6 1/2" UNC BOLT GR.5
7	4	18592	5/8 UNC HEX NUT PLATED
8	4	180208	WASHER 1 1/4 X 17/32 X 1/4
9	2	184330	SHOCK ABSORBER
10	2	180059	LIFTER BRACKET
11	2	180107	BUSHING, LIFTER BRACKET
12	6	18591	1/2 UNC HEX NUT PLATED
13	2	18588	1/4 UNC NUT
14	2	184244	SPRING, EXTENSION, LESS PLUGS
	2	191491	INSERT, TOP PLUG
	2	159586	INSERT, BOTTOM CLEVIS
15	1	180043	MOUNTING BRACKET, LH, (On Cutter Bar) - 12'
	1	180044	MOUNTING BRACKET, RH, (On Cutter Bar) - 12'
16	6	18723	1/2 X 1 1/2 UNC BOLT
17	2	180061	STIFF ARM CLEVIS
18	1	180750	STORAGE BRACE, LH WITH TEXT DECAL (IT. 26)
	1	180751	STORAGE BRACE, RH WITH TEXT DECAL (IT. 26)
	1	180552	STORAGE BRACE, LH WITH YELLOW BARS DECAL (IT. 26)
	1	180553	STORAGE BRACE, RH WITH YELLOW BARS DECAL (IT. 26)
19	2	184539	1/2X4 1/4" UNC BOLT GR.5
20	4	21760	1/2 X 2 1/2 UNC BOLT
21	1	180053	MOUNTING BRACKET, LH (Below Cutter Bar) - 14' & 16'
	1	180054	MOUNTING BRACKET, RH (Below Cutter Bar) - 14' & 16'
22	1	180048	ANGLE, LH (Below Cutter Bar)
	1	180049	ANGLE, RH (Below Cutter Bar)
23	4	180052	SHIM, MOUNTING BRACKET Below Cutter Bar
24	2	184589	1/2 USS FLAT WASHER, PLATED
25	8	21838	WHEEL NUT 1/2 UNF
26	2	184389	DECAL, TEXT: ATTENTION, UNLOCK BEFORE USE
	8	184410	DECAL, NOTIFICATION (YELLOW BARS)
29	2	180152	STIFF ARM BUSHING
30	4	19809	PIN, CLEVIS 1/2" X 2" EFFECTIVE LENGTH
31	2	184318	PIN, GRIP CLIP 1/8 X 2 9/16
32	2	158172	SPACER, SHOCK MOUNT
34	2	18606	1/8 X 1 1/2" COTTER PIN, PLATED
35	2	18602	7/8" SAE FLAT WASHER, PLATED
36	4	18599	1/2 SAE FLAT WASHER, PLATED
37	2	184600	WASHER, FLAT
38	2	30441	WASHER 5/8" HARDENED PL
39	14	50186	1/2NC FLANGED LOCK NUT PLATED
40	2	21491	1/2 X 1 1/4 UNC BOLT GR.5 PLATED
41	8	184597	SPRING LOCK WSHR,12mm



D00823\_MD

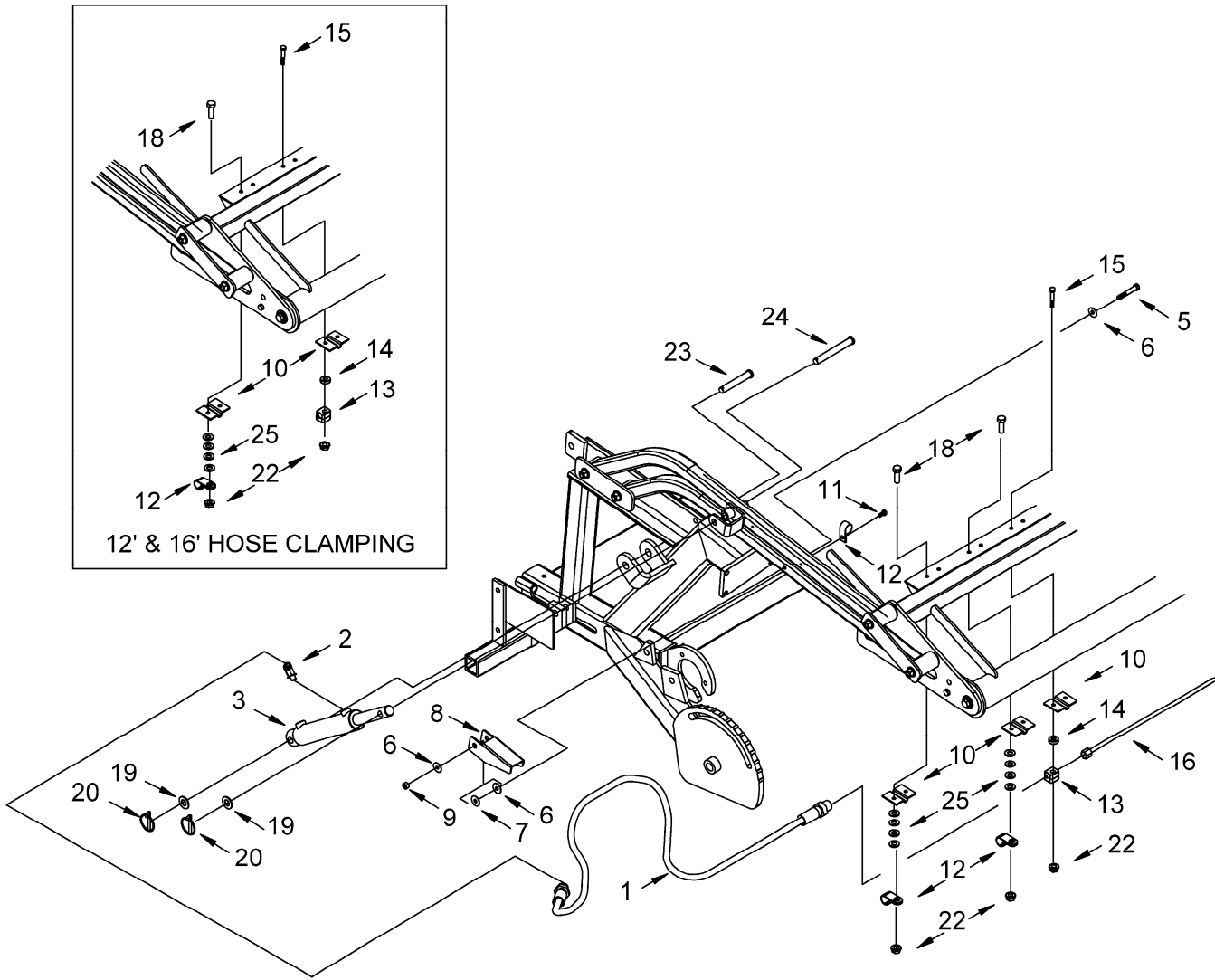
MAIN FRAME MOUNTING ASSEMBLY

**MAIN FRAME MOUNTING ASSEMBLY**

ITEM	QTY	PART NO.	DESCRIPTION
42	2	18689	3/4" GR. 8 UNI-TORQUE NUT PLATED
44	2	180099	RETAINER, WHEEL PLATE
45	2	184541	3/4 X 2 1/2 UNC BOLT
46		REF	SEE PAGE C-1/C-2
47	1	180073	BELT GUARD, REAR, R/H DRIVE
	1	180072	BELT GUARD, REAR, L/H DRIVE (Prior)
48	1	180074	FLAP, REAR BELT GUARD
49	2	21573	1/4 X 1 NC BOLT
50	2	184572	1/4 FLAT WASHER 17/64ID 3/4
51	2	184573	SPRING LOCK WSHR,6mmSTYLE A
52		REF	SEE PAGE C-1/C-2
53	8	21469	BOLT, ROUND HEAD, SQ. NECK 1/2 NC X 1-1/2

**Hardware Not Shown:****Application: Item 22 to Header Cutter Bar**

6	18654	NUT 7/16"UNC GR2 HEX PL
6	8218	BOLT 7/16"UNCX1.5" GR5 CARR PL
6	184597	LOCKWASHER M12B BELLEVILLE PL



D00550B\_MD

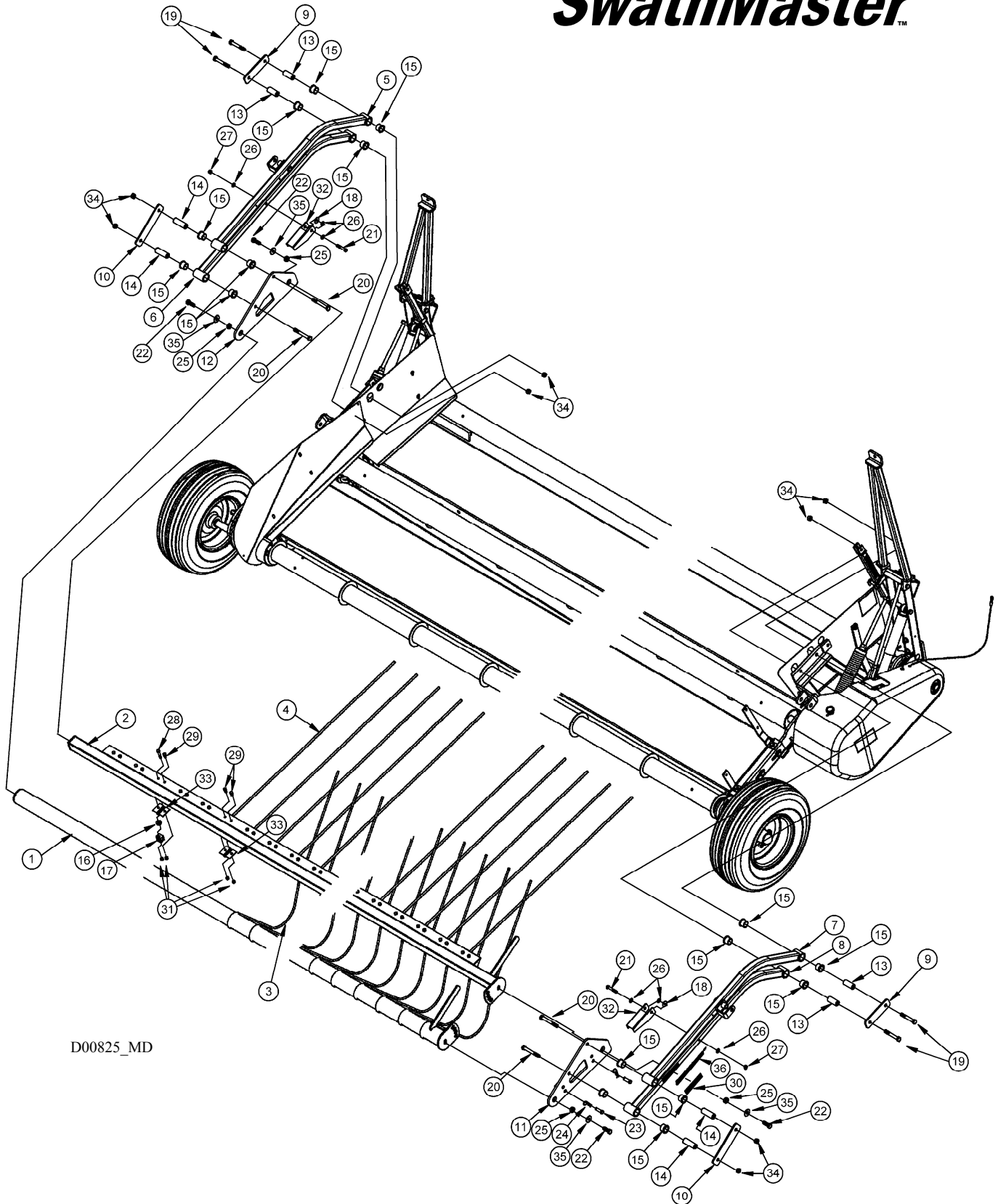
**HYDRAULICS**  
(Diagram May Differ)

**HYDRAULICS**

ITEM	QTY	PART NO.	DESCRIPTION
1	2	180164	HOSE, HYD LIFT, FLEX PT. LG
2	2	30282	#6 M-ORB X #6 M-JIC, ELBOW
3*	1	184281	MASTER CYLINDER 3000 PSI, 1.5 X 10
	1	184282	SLAVE CYLINDER 3000 PSI, 1.25 X 10
5	2	30035	3/8 x 2 3/4 UNC BOLT
6	6	18670	3/8 USS FLAT WASHER, PLATED
7	2	184582	WASHER NEOPRENE, 3/8 X 1.1 X .062
8	2	180711	SAFETY LOCK, HYD. HOLD DOWN, RED
	2	180712	SAFETY LOCK, HYD. HOLD DOWN, YELLOW
	2	180843	SAFETY LOCK, HYD. HOLD DOWN, WHITE
	2	180844	SAFETY LOCK, HYD. HOLD DOWN, ORANGE
9	2	18669	NUT, 3/8 UNI-TORQUE PLATED
10	6	180129	RETAINER, FIBERGLASS ROD
11	3	184604	#14 3/4 HEX SHEET METAL SCREW
12	6	184299	HOSE CLAMP, VIN. CVD, 9/16 CLAMP (qty. 8 for 14')
13	5	180160	3/8 PIPE CLAMP PAIR, DRILLED
14	5	181099	SPACER, STEEL LINE
15	5	21569	5/16 X 2 UNC BOLT
16	1	180161	STEEL LINE, HYD HOLD, 12' PU
	1	180162	STEEL LINE, HYD HOLD, 14' PU
	1	180163	STEEL LINE, HYD HOLD, 16' PU
<b>18</b>	<b>2</b>	<b>21087</b>	<b>5/16 X 1.0 UNC BOLT (qty. 4 for 14')</b>
19	4	18600	5/8 SAE FLAT WASHER PLATED
20	4	50193	PIN, LYNCH
22	6	30280	5/16 UNC FLANGED LOCK NUT PLATED
23	2	103580	PIN, CLEVIS 5/8" x 4"
24	2	49378	PIN, CLEVIS 5/8" x 5"
<b>25</b>	<b>8</b>	<b>18597</b>	<b>WASHER – FLAT, 11/32 I.D. x 11/16 O.D. (qty. 16 for 14')</b>

\* SEE PAGE C4 FOR SERVICE COMPONENTS

# SwathMaster™

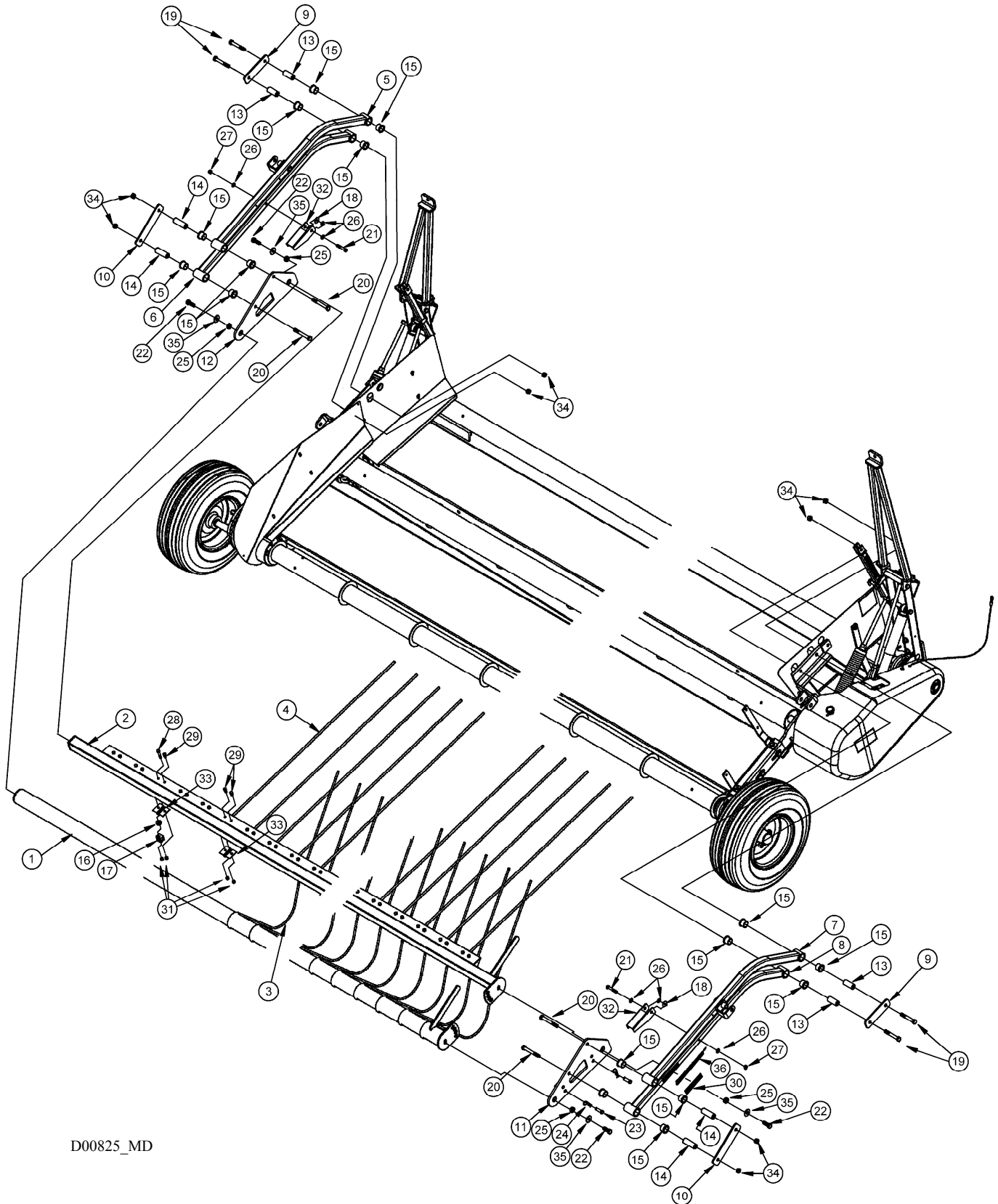


D00825\_MD

**HOLD-DOWN ASSEMBLY**

**HOLD-DOWN ASSEMBLY**

ITEM	QTY 12'/14'/16'	PART NO.	DESCRIPTION
1	1	181052	SPRING WIRE TUBE, SM 12'
	1	181053	SPRING WIRE TUBE, SM 14'
	1	181054	SPRING WIRE TUBE, SM 16'
2	1	181057	FIBER ROD TUBING SM 12'
	1	181058	FIBER ROD TUBING SM 14'
	1	181059	FIBER ROD TUBING SM 16'
3	11/12/14	180128	HOLD DOWN WIRE
4	21/23/25	184331	FIBERGLASS ROD 3/8"X48" BLACK
5	1	180145	UPPER ARM, SM RH - NO DECAL
6	1	180698	LOWER ARM, RH W/ 3 PANEL SAFETY DECAL (ITEM 30)
	1	180977	LOWER ARM, RH W/ 2 PANEL SAFETY DECAL (ITEM 30)
7	1	180144	UPPER ARM, SM LH - NO DECAL
8	1	180697	LOWER ARM, LH W/ 3 PANEL SAFETY DECAL (ITEM 30)
	1	180976	LOWER ARM, LH W/ 2 PANEL SAFETY DECAL (ITEM 30)
9	2	180133	REAR PLATE, HOLD DOWN
10	2	180134	FRONT PLATE HOLD DOWN
11	1	180159	SIDE PLATE, ADJUSTING SIDE
12	1	180158	SIDE PLATE
13	4	180154	BUSHING SHORT, HOLD DOWN
14	4	180155	BUSHING LONG, HOLD DOWN
15	16	180156	BUSHING FLANGE, HOLD DOWN
16	5	181099	SPACER, STEEL LINE
17	5	180160	3/8 PIPE CLAMP PAIR, DRILLED
18	2	184582	WASHER NEOPRENE, 3/8 X 1.1 X .062
19	4	21581	1/2 X 3 1/2 UNC BOLT
20	4	184539	BOLT 1/2"UNCX4.25"GR5 HEX HD PL
21	2	21102	3/8 X 2 1/2 UNC BOLT
22	4	18723	1/2 X 1 1/2 UNC BOLT
23	2	184322	PIN, 1/2 X 1 1/2 CLEVIS, PLATED
24	2	13125	PIN, 1/8 X 2 9/16 HITCH
25	4	180108	BUSHING, HOLD-DOWN
26	6	18670	3/8 USS FLAT WASHER, PLATED
27	2	18669	NUT, 3/8 UNI-TORQUE PLATED
28	5	21569	5/16 X 2 UNC BOLT
29	37/41/49	21558	5/16 X 3/4 UNC BOLT
30	2	184365	DECAL WARNING SAFETY LOCK - 3 PANEL
	2	191496	DECAL WARNING SAFETY LOCK - 2 PANEL

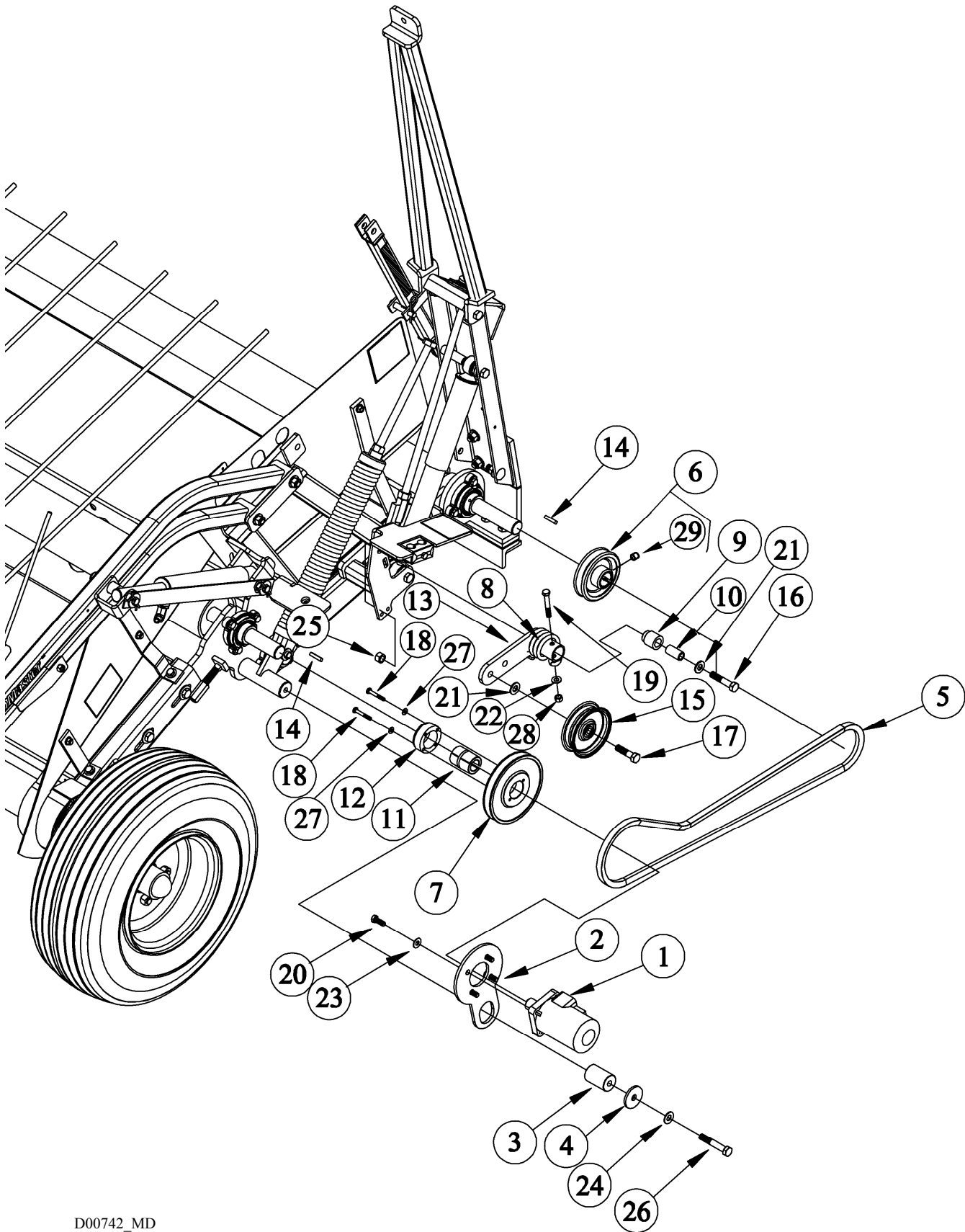


D00825\_MD

HOLD-DOWN ASSEMBLY

**HOLD-DOWN ASSEMBLY**

<b>ITEM</b>	<b>QTY</b>	<b>PART NO</b>	<b>DESCRIPTION</b>
31	42/46/54	30280	5/16 UNC HEX NUT PLATED
32	2	180843	SAFETY LOCK, HYD. HOLD DOWN, WHITE
	2	180711	SAFETY LOCK, HYD. HOLD DOWN, RED
	2	180712	SAFETY LOCK, HYD. HOLD DOWN, YELLOW
	2	180844	SAFETY LOCK, HYD. HOLD DOWN, ORANGE
33	21/23/27	180129	RETAINER, FIBERGLASS ROD
34	8	18697	LOCKNUT 1/2"UNC GR. B TOP-LOCK PLATED
35	4	184597	WASHER, CONICAL SPRING, 12 mm
36	2	184362	DECAL - SWATHMASTER WHITE - 1-1/8"
	2	184361	DECAL - SWATHMASTER SILVER - 1-1/8"
	2	184363	DECAL - SWATHMASTER YELLOW - 1-1/8"

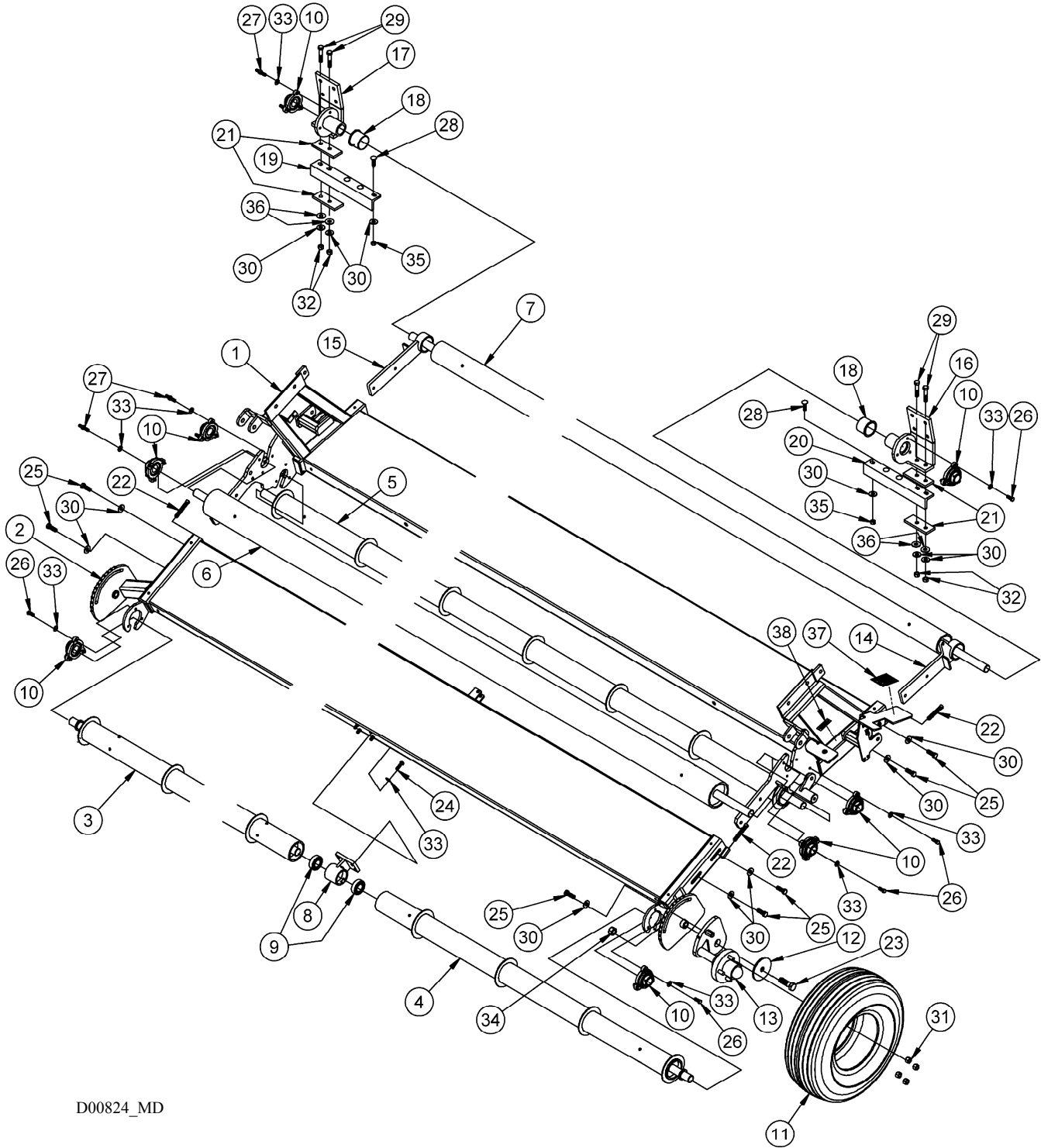


D00742\_MD

DRIVE ASSEMBLY

**DRIVE ASSEMBLY**

ITEM	QTY	PART NO.	DESCRIPTION
1	1	184266	ORBIT MOTOR - 97cc
	1	184877	ORBIT MOTOR SEAL KIT
2	1	181094	TORQUE ARM, SM STD
	1	181090	TORQUE ARM, SM SS
3	1	181095	ARM EXTENSION
4	1	11695	2 X 17/32 X 3/16 WASHER, PLATED
5	1	184219	V-BELT
	1	184220	V-BELT - SM SMALL SEED ONLY
6	1	181064	PULLEY - 4 1/2", C/W SETSCREWS
7	1	184163	SHEAVE, BLACK
8	1	184241	SPRING TIGHTENER
9	1	181098	BUSHING, IDLER ARM
10	1	182065	LOCKING BUSHING, PLATED
11	1	181085	COUPLER SHEAVE
12	1	181100	SLEEVE, DUAL COUPLER
13	1	181088	TENSIONER ARM - SM
14	2	1113	1/4 X 1/4 X 1 1/4 KEY
15	1	184158	TIGHTENER PULLEY - PLATED
16	1	21760	1/2 X 2 1/2 UNC BOLT
17	1	135564	1/2 X 2 UNC BOLT, GRADE 8
18	2	184502	BOLT 1/4 X 2 UNC GR5 TFL PL
19	1	21102	3/8 X 2 1/2 UNC BOLT
20	4	21567	3/8 X 3/4 UNC BOLT
21	1	18599	1/2 SAE FLAT WASHER, PLATED
22	1	18670	3/8 USS FLAT WASHER, PLATED
23	4	184584	SPRING LOCK WASHER, 10mm STYLE A
<b>24</b>	<b>1</b>	<b>184595</b>	<b>SPRING LOCK WASHER, CONICAL, 1/2</b>
25	1	18697	LOCKNUT 1/2" UNC GR B TOP-LOCK PL
26	1	21560	1/2 X 3 UNC BOLT
27	2	184573	SPRING LOCK WASHER, 6mm STYLE A
28	1	18669	NUT, 3/8 UNI-TORQUE PLATED
29	2	18584	SETSCREW, HEX SOCKET HEAD, CUP PT. 5/16 x 3/8"

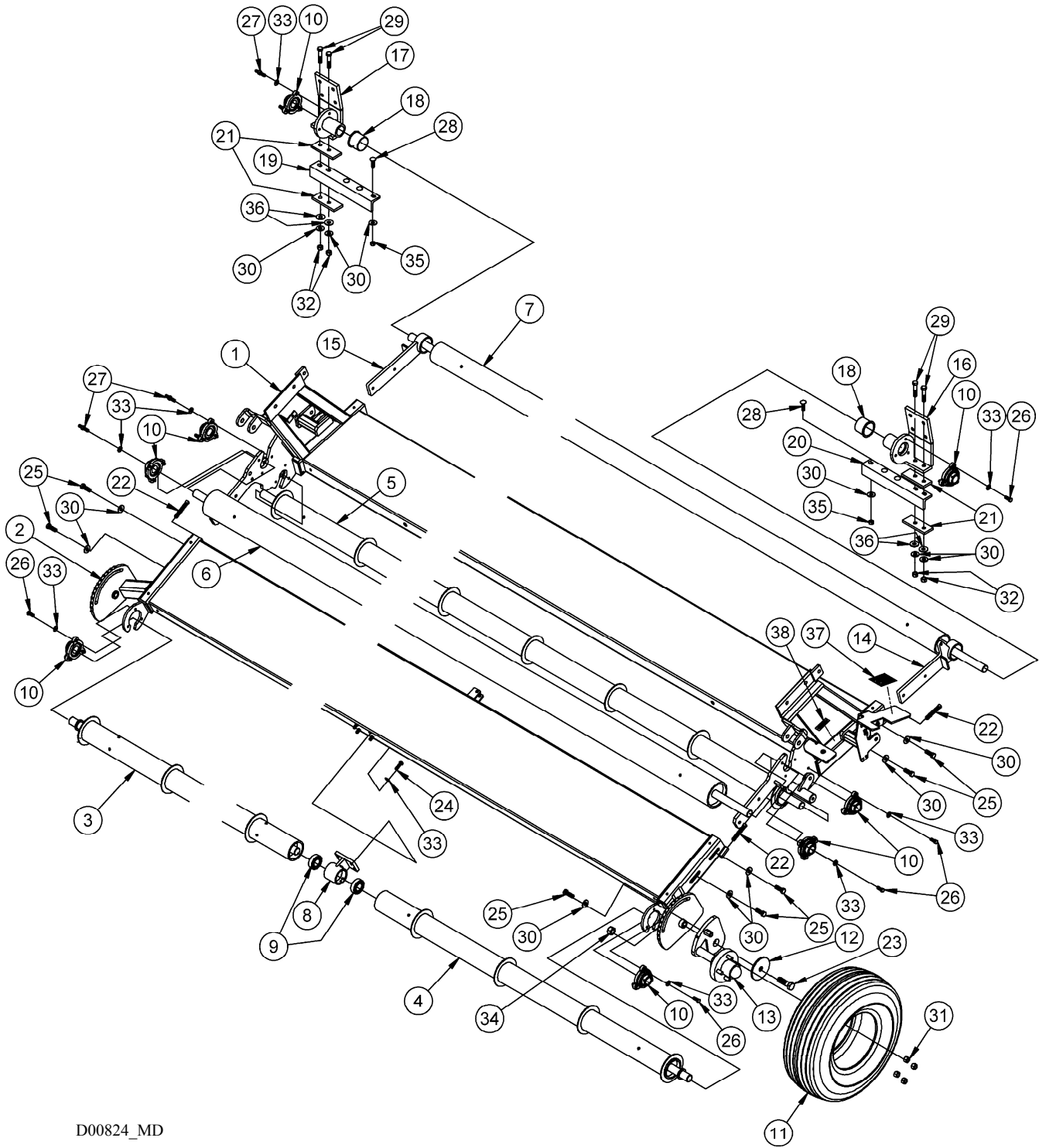


D00824\_MD

ROLLER, TIRE FRAME ASSEMBLY

**ROLLER, TIRE FRAME ASSEMBLY**

ITEM	QTY	PART NO.	DESCRIPTION
1	1	181439	REAR FRAME WITH DECALS, SM 12' STD
	1	181440	REAR FRAME WITH DECALS, SM 14' STD
	1	181441	REAR FRAME WITH DECALS, SM 16' STD
	1	181442	REAR FRAME WITH DECALS, SM (SMALL SEED - 12')
2	1	181005	FRONT FRAME, 12' SM SERIES IV
	1	181006	FRONT FRAME, 14' SM SERIES IV
	1	181007	FRONT FRAME, 16' SM SERIES IV
3	1	181101	ROLLER, FRONT, FRONT FRAME, SM STD, SHORT (12')
	1	181102	ROLLER, FRONT, FRONT FRAME, SM STD, LONG (14' & 16')
	1	181062	ROLLER, FRONT, FRONT FRAME, SM (SMALL SEED - 12')
4	1	181101	ROLLER, FRONT, FRONT FRAME, SM STD, SHORT (12' & 14')
	1	181102	ROLLER, FRONT, FRONT FRAME, SM STD, LONG (16')
	1	181062	ROLLER, FRONT, FRONT FRAME, SM (SMALL SEED - 12')
5	1	181106	ROLLER FRONT, REAR FRAME, 12' PICKUP
	1	181107	ROLLER FRONT, REAR FRAME, 14' PICKUP
	1	181108	ROLLER FRONT, REAR FRAME, 16' PICKUP
	1	181063	ROLLER FRONT, REAR FRAME, (SMALL SEED - 12')
6	1	181103	ROLLER REAR, FRONT FRAME, 12' PICKUP
	1	181104	ROLLER REAR, FRONT FRAME, 14' PICKUP
	1	181105	ROLLER REAR, FRONT FRAME, 16' PICKUP
7	1	181109	ROLLER REAR, REAR FRAME, 12' PICKUP
	1	181110	ROLLER REAR, REAR FRAME, 14' PICKUP
	1	181111	ROLLER REAR, REAR FRAME, 16' PICKUP
8	1	181002	HOUSING, FRONT. ROLLER BEARING
9	2	184223	BEARING, BALL 62MM OD
10	8	180213	ROLLER HOUSING ASSEMBLY, LC
	8	184223	BEARING, BALL 62MM OD
11		See Pg C2	TIRE
12	2	180099	RETAINER, WHEEL PLATE
13		See Pg C2	HUB AND SPINDLE
14	1	180039	BRACKET, CARRIER (NON - CNH)
	1	180040	CARRIER BRACKET, LH (CNH) - <b>SHOWN</b>
15	1	180039	BRACKET, CARRIER
16	1	180043	MOUNTING BRACKET, LH, (On Cutter Bar) 12'
	1	180053	MOUNTING BRACKET, LH (Below Cutter Bar) 14' & 16'
17	1	180044	MOUNTING BRACKET, RH, (On Cutter Bar) 12'
	1	180054	MOUNTING BRACKET, RH (Below Cutter Bar) 14' & 16'
18	2	184240	BUSHING, FLANGED, CAR. BRACKET
19	1	180049	ANGLE, RH (Below Cutter Bar) 14' & 16'
20	1	180048	ANGLE, LH (Below Cutter Bar) 14' & 16'
21	4	180052	SHIM, MOUNTING BRACKET (Below Cutter Bar) 14' & 16'
22	4	184638	1/2 X 3 SQ HEAD SET SCREWS
23	2	184541	3/4 X 2 1/2 UNC BOLT
24	4	21264	3/8 X 1 1/4 UNC BOLT
25	10	21491	1/2 X 1 1/4 UNC BOLT GR.5 PLATED
26	15	20077	3/8 X 1 UNC BOLT
27	9	184523	STUD, HEX, 3/8 X 1 X 3/4, UNC
	8	184523	STUD, HEX, 3/8 X 1 X 3/4, UNC (SS - 12')
	1	181112	STUD, 3/8 X1X1/2 UNC (SS - 12' - FRONT, REAR FRAME)
28	6	8218	7/16 X1 1/2 CARR. BOLT
29	4	21760	1/2 X 2 1/2 UNC BOLT
30	20	184597	SPRING LOCK WSHR, 12mm STYLE B



D00824\_MD

ROLLER, TIRE FRAME ASSEMBLY

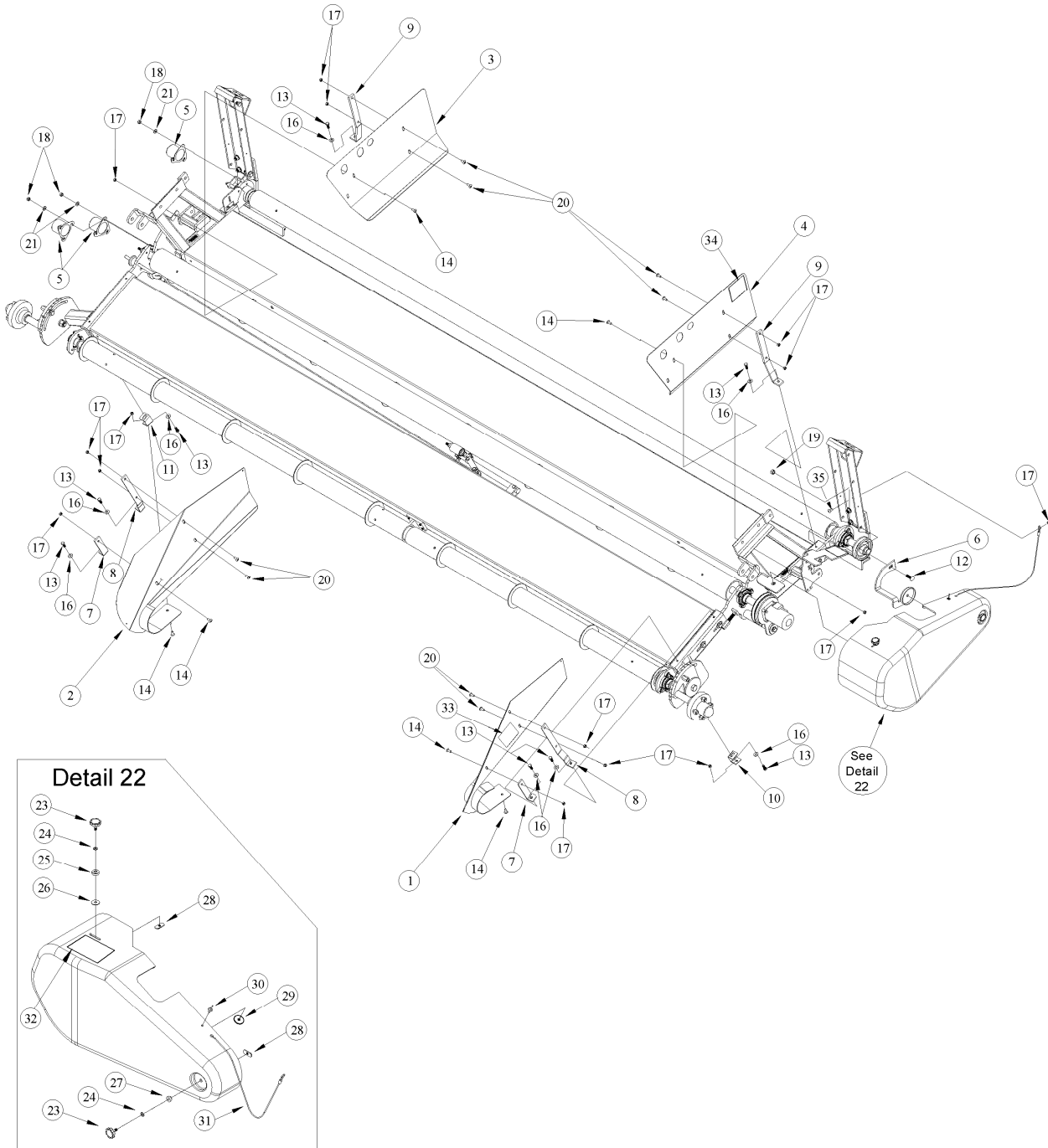
**ROLLER, TIRE FRAME ASSEMBLY**

<b>ITEM</b>	<b>QTY</b>	<b>PART NO.</b>	<b>DESCRIPTION</b>
31		See Pg C2	WHEEL NUT
32	10	18591	1/2 UNC HEX NUT PLATED
33	28	184584	SPRING LOCK WSHR,10mmSTYLE A
34	2	18689	3/4" GR. 8 UNI-TORQUE NUT PLATED
35	6	18654	NUT 7/16"UNC GR2 HEX PL
36	4	184589	WASHER - FLAT
37	1	184404	DECAL - WARNING SHIELD OPEN - 3 PANEL
	1	184401	DECAL - ENTANGLEMENT HAZARD - 2 PANEL
38	2	184356	DECAL - DRAPER TENSION



**SUSPENSION ASSEMBLY**

ITEM	QTY	PART NO.	DESCRIPTION
1	2	180058	CHAN. UPRIGHT, 3/4" BOLT HOLES
2	2	184244	SPRING, EXTENSION, LESS PLUGS
	2	191491	INSERT, TOP PLUG
	2	159586	INSERT, BOTTOM CLEVIS
3	2	184330	SHOCK ABSORBER
4	2	180059	BRACKET, LIFTER
5	2	180205	BOLT, LIFTER ADJUSTER
6	1	181451	BRACE, STORAGE LH, WITH TEXT DECAL (IT. 31)
	1	181452	BRACE, STORAGE RH, WITH TEXT DECAL (IT. 31)
	1	181341	BRACE, STORAGE LH, WITH YELLOW BARS DECAL (IT. 32 & 33)
	1	181340	BRACE, STORAGE RH, WITH YELLOW BARS DECAL (IT. 32 & 33)
7	2	180107	BUSHING, LIFTER BRACKET
8	2	158172	SPACER, SHOCK MOUNT
9	2	180152	BUSHING, STIFF ARM
10	1	182039	BRACE, HEADER 12'LH,14'RH,16'RH
	1	182038	BRACE, HEADER 12'RH,14'LH,16'LH
11	2	180061	CLEVIS, STIFF ARM-HEADER MOUNT
12	8	180104	WASHER, RUBBER
13	2	180208	WASHER, FLAT 1 1/4 X 17/32 X 1/4
14	2	180206	BOLT 5/8" X 12" UNC, GR5 ZP
15	2	184540	BOLT 1/2 X 6 1/2" UNC GR.5
16	2	184539	BOLT 1/2 X 4 1/4" UNC GR.5
17	8	21469	BOLT, ROUND HEAD SQ. NECK 1/2 X 1 1/2 UNC GR 5 ZP
18	6	18723	BOLT 1/2 X 1 1/2 UNC GR 5 TFL ZP
20	2	18606	PIN, COTTER 1/8 X 1.5" PLATED
21	4	19809	PIN, CLEVIS 1/2" X 2" EFFECTIVE LENGTH
22	2	184318	PIN, GRIP CLIP 1/8 X 2 9/16
23	2	18602	WASHER, FLAT 7/8" SAE PLATED
24	4	18599	WASHER, FLAT 1/2" SAE PLATED
25	6	184589	WASHER, FLAT 1/2" USS PLATED
26	2	184600	WASHER, FLAT 5/8" USS PLATED
27	2	30441	WASHER, FLAT 5/8" HARDENED PLATED
28	4	18592	NUT, HEX 5/8 UNC PLATED
29	14	50186	NUT, FLANGE LOCK 1/2UNC PLATED
30	4	50186	NUT, FLANGE LOCK 1/2UNC PLATED
31	2	184389	DECAL, TEXT: ATTENTION - UNLOCK BEFORE USE
32	4	184409	DECAL, NOTIFICATION (YELLOW BARS) - LARGE
33	4	184410	DECAL, NOTIFICATION (YELLOW BARS) - SMALL
34	2	184597	WASHER, SPRING LOCK, 12 mm
35	2	18591	NUT, HEX, 1/2 UNC PLATED

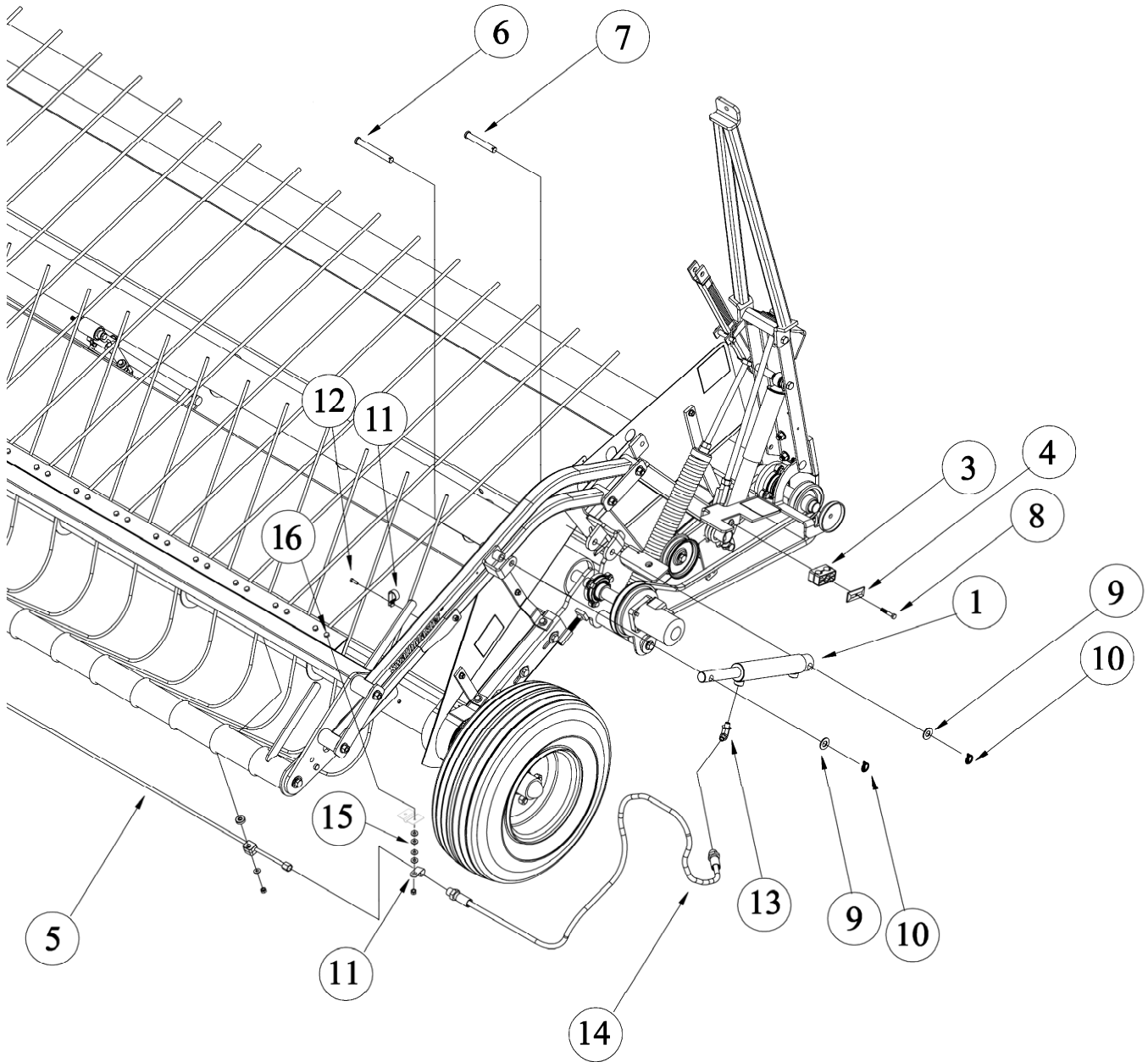


D00818\_MD

**SHIELDS**

**SHIELDS****FOR SMALL SEED SHIELDS SEE PAGE B-20**

ITEM	QTY	PART NO.	DESCRIPTION
1	1	181380	WINDGUARD, SM FRONT LH W/ 3-PANEL DECAL (ITEM 33)
	1	181456	WINDGUARD, SM FRONT LH W/ 2-PANEL DECAL (ITEM 33)
2	1	181381	WINDGUARD, SM FRONT RH W/ 3-PANEL DECAL (ITEM 33)
	1	181457	WINDGUARD, SM FRONT RH W/ 2-PANEL DECAL (ITEM 33)
3	1	181355	WINDGUARD, SM REAR RH W/ 3 PANEL DECAL (ITEM 34)
	1	181357	WINDGUARD, SM REAR RH W/ 2 PANEL DECAL (ITEM 34)
4	1	181354	WINDGUARD, SM REAR LH W/ 3 PANEL DECAL (ITEM 34)
	1	181356	WINDGUARD, SM REAR LH W/ 2 PANEL DECAL (ITEM 34)
5	3	180086	COVER, BEARING
6	1	181092	BRACKET WELDMENT, REAR SHIELD
7	2	181071	BRACKET, WINDGUARD, FRONT SM
8	2	181068	BRACKET, WINDGUARD
9	2	180046	BRACKET, WINDGUARD, REAR
10	1	181069	BRACKET, LOWER, SM, LH
11	1	181073	BRACKET, LOWER, SM, RH
12	1	21868	1/2 X 1 SHORT NECK CARR. BOLT PLTD
13	8	21567	BOLT, 3/8 X 3/4 UNC
14	6	184510	BOLT, TRUSS, 5/16 X 3/4 UNC
16	8	184584	WASHER, SPRING, CONICAL, M10
17	15	30280	NUT, FLANGE, LOCK 5/16 UNC ZP
18	9	18669	NUT, HEX, LOCK 3/8 UNC ZP - QTY 8 FOR 12' SMALL SEED
	1	18664	NUT, JAM 3/8" UNC (12' SS - FRONT ROLLER REAR FRAME ONLY)
19	1	50186	NUT, FLANGE, SMOOTH FACE, 1/2 NC DIST. THD
20	8	184511	SCREW, MACHINE 5/16 X 1 GR5 PHILLIPS PL
21	9	18670	WASHER, FLAT 7/16 SAE ZP
22	1	181383	SHIELD, W/ MOLDED GRPH, 3-PANEL DEC & HDWR (INCL IT. 23 - 32) - MD & AGCO
	1	181376	SHIELD, W/ 3-PANEL DECAL & HDWR (INCL ITEMS 23 - 32)
	1	181382	SHIELD, W/ 2-PANEL DECAL & HDWR (INCL ITEMS 23 - 32)
23	2	184263	KNOB ASSEMBLY - EXCEPT EUROPE
	2	21526	BOLT - HEX HEAD, 5/16 NC X 1-1/4 - EUROPE ONLY
24	2	18636	WASHER, LOCK 5/16" ZP
25	1	184575	WASHER 5/16" USS ZP
26	1	25375	WASHER 5/16" ZP
27	1	181093	BUSHING- REAR SHIELD PIVOT
28	2	184548	NUT, WELD 5/16 UNF TAB BLK
29	1	184571	WASHER, FENDER, ZP
30	2	184617	RIVET, POP 1/4" X 0.75"
31	1	182105	CABLE, SHIELD ANCHOR
32	1	184397	DECAL - 3-PANEL, WARNING - DO NOT OPEN
	1	184371	DECAL - 2-PANEL, WARNING - DO NOT OPEN
33	1	184393	DECAL, DANGER: PINCH POINT - 3 PANEL
	1	184386	DECAL, DANGER: PINCH POINT - 2 PANEL
34	1	184392	DECAL, ATTENTION STORAGE BRACE - 3 PANEL
	1	184384	DECAL, STORAGE BRACE - 2 PANEL
35	1	21281	BOLT, ROUND HEAD SQ. NECK, 5/16 NC X 3/4



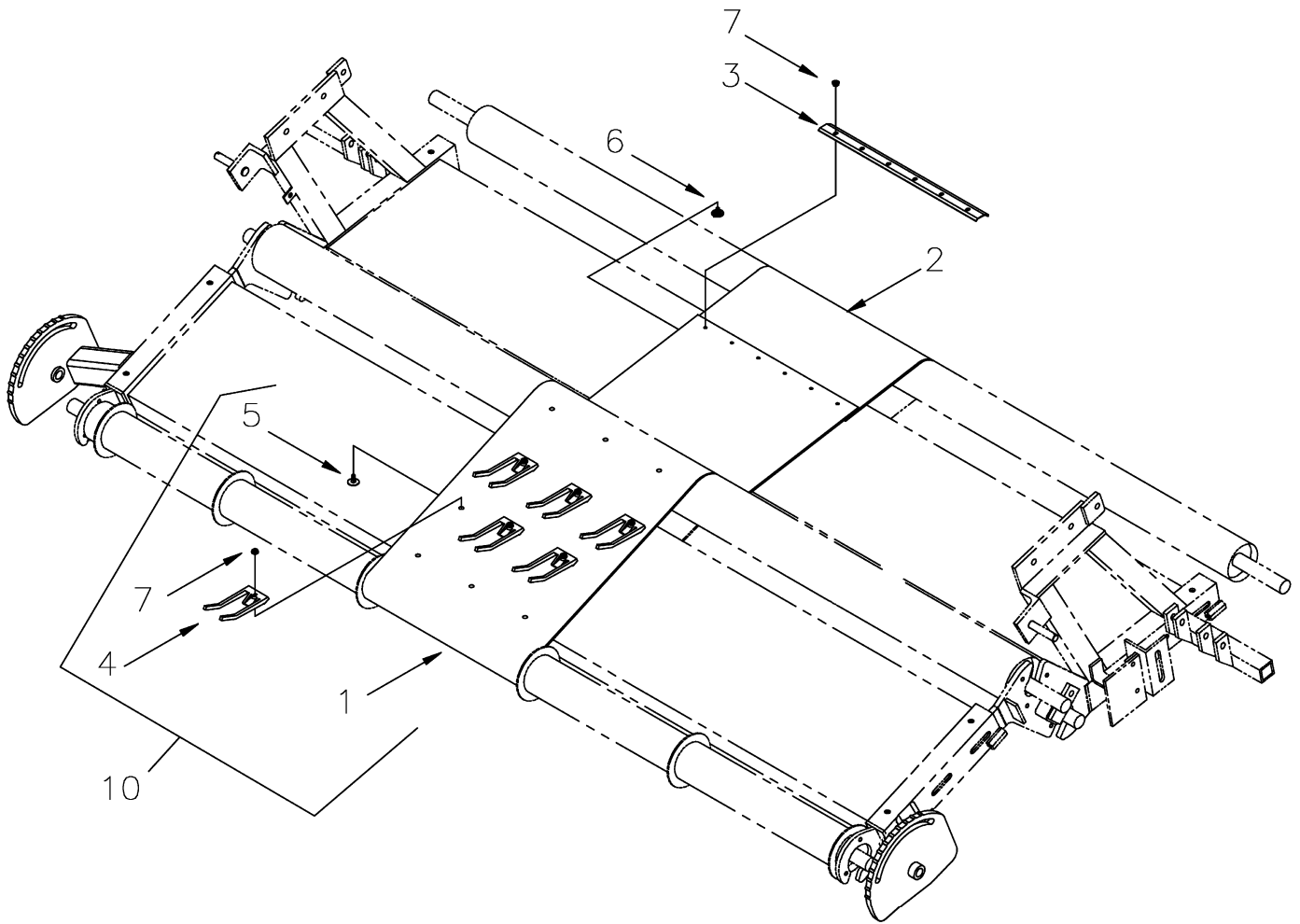
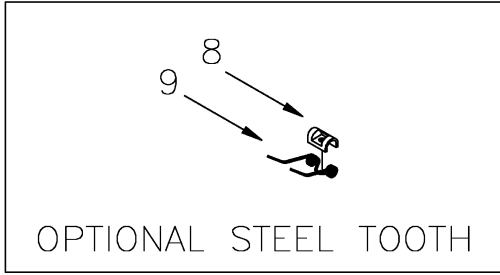
D00727\_MD

**HYDRAULICS**  
(SwathMaster)

**HYDRAULICS**

ITEM	QTY	PART NO.	DESCRIPTION
1*	1	184281	CYLINDER, MASTER, 3000 PSI, 1.5 X 10
		184282	CYLINDER, SLAVE, 3000 PSI, 1.25 X 10
3	1	184206	HYCON PLASTIC INSERT PAIR
4	1	184208	HYCON TOP PLATE
5	1	180161	LINE, STEEL, HYD HOLD, 12' PU
	1	180162	LINE, STEEL, HYD HOLD, 14' PU
	1	180163	LINE, STEEL, HYD HOLD, 16' PU
6	2	49378	PIN, CLEVIS 5/8" X 5"
7	2	103580	PIN, CLEVIS 5/8" X 4"
8	1	21569	BOLT, HH 5/16UNC X 2 GR5 ZP
9	4	18600	WASHER, FLAT, 21/32 ZP
10	4	50193	PIN, LYNCH
11	6	184299	CLAMP, HOSE (qty. 7 for 14')
12	2	184604	SCREW, SELF TAP, HH, #14 X .75 ZP
13	2	30282	FITTING, ELBOW, 90* HYD, W/ O-RING
14	2	180164	HOSE, HYD. 0.25 ID, 5000PSI
15	8	18597	<b>WASHER – FLAT, 11/32 I.D. x 11/16 O.D. (qty. 12 for 14')</b>
16	2	21087	<b>5/16 X 1.0 UNC BOLT (qty. 3 for 14')</b>

\* SEE PAGE C4 FOR SERVICE PARTS



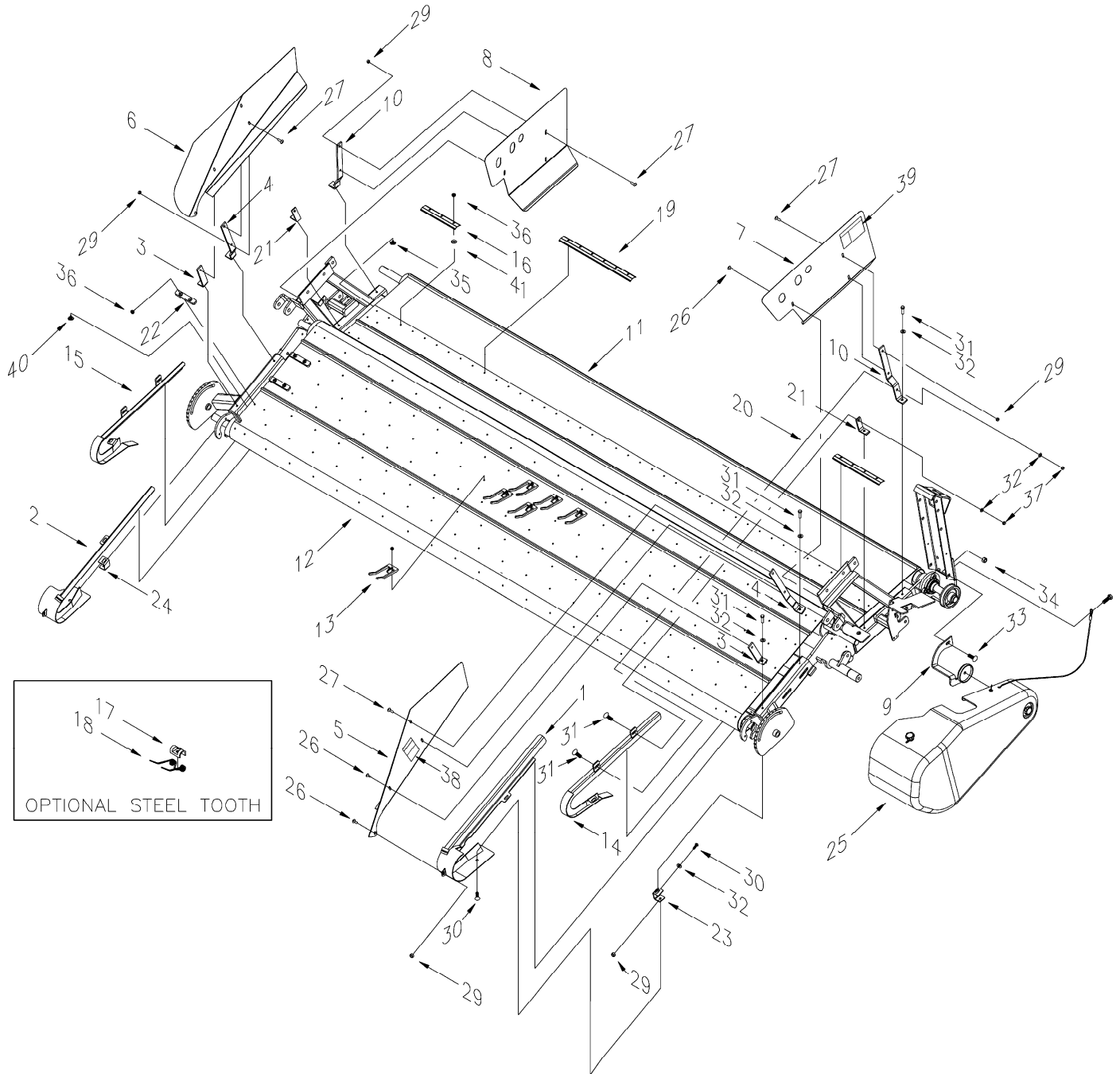
D00747\_MD

**DRAPER ASSEMBLY**

**DRAPER ASSEMBLY**

For 12' Small Seed see page B-20

ITEM	QTY 14'/16'	PART NO.	DESCRIPTION
1	8 / 9	184216	DRAPER, BOLT TOGETHER, FRONT
2	8 / 9	184215	DRAPER, BOLT TOGETHER, REAR
3	16 / 18	180117	EDGE PROTECTOR (1/BELT)
4	322 / 364	181047	TOOTH, SWATHMASTER PLASTIC
5	see #4	184494	BOLT, ELEVATOR, 1/4UNC X 3/4 4 PRONG GR 5 ZP
6	6 / belt	184498	BOLT, ELEVATOR, 1/4UNC X 1/2 4 PRONG GR 5 ZP
7	6 / belt	135248	NUT, FLANGE LOCK, 1/4 ZP
	see #4	135248	NUT, FLANGE LOCK, 1/4 ZP
8	see #4	191039	RETAINER, STEEL TOOTH
9	see #4	191040	TOOTH, SWATHMASTER STEEL
10	see #1	181460	DRAPER C/W TEETH, FRONT



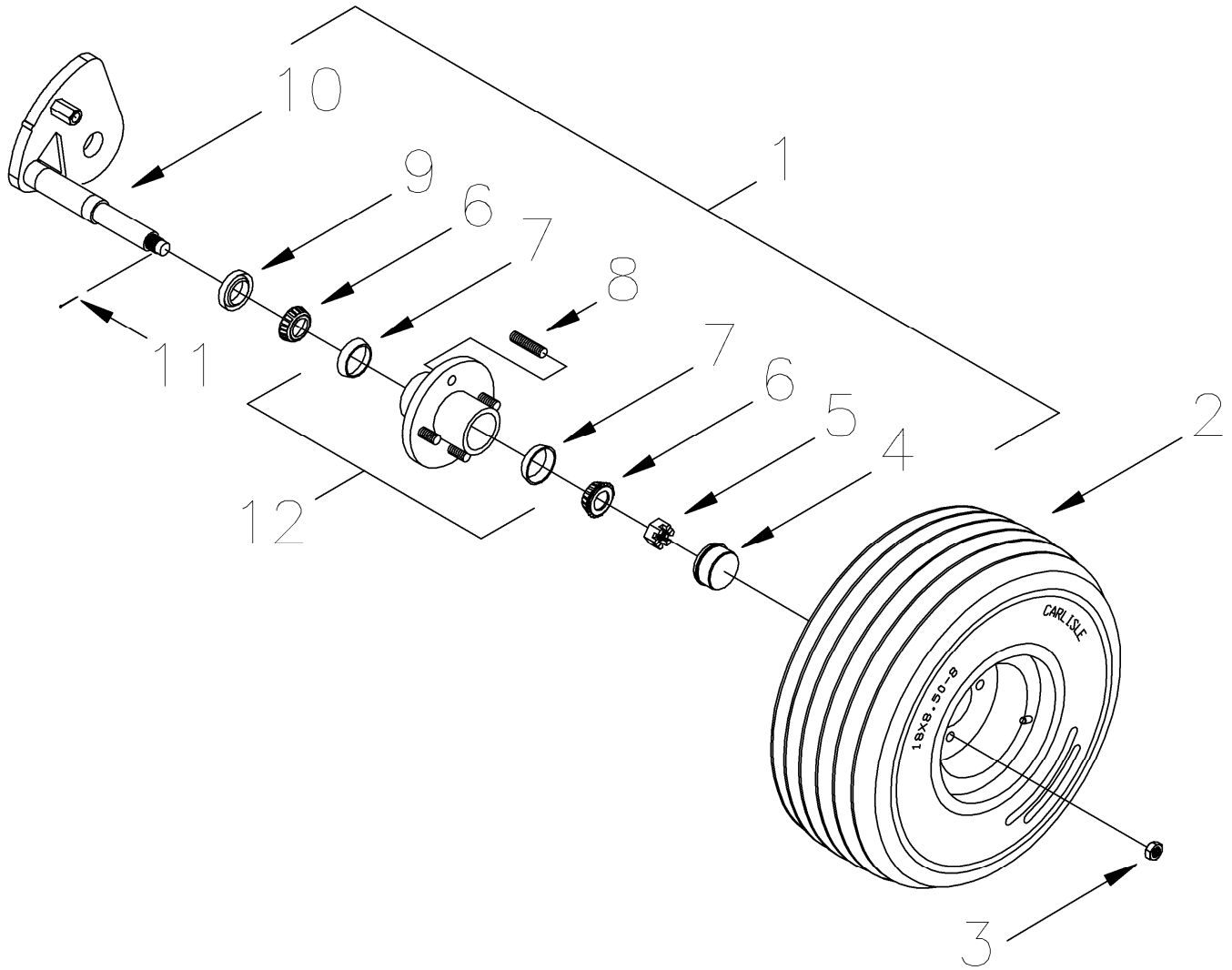
D00810\_MD

**DRAPER AND SHIELD ASSEMBLY (12' SMALL SEED)**

**DRAPER AND SHIELD ASSEMBLY (12' SMALL SEED)**

ITEM	QTY	PART NO.	DESCRIPTION
1	1	181066	GUIDE, BELT LEAD, FRONT LH
2	1	181072	GUIDE, BELT LEAD, FRONT RH
3	2	181071	BRACKET, FRONT, FRONT WINDGUARD
4	2	181068	BRACKET, REAR, FRONT WINDGUARD
5	1	181482	WINDGUARD, SM SMALL SEED FRT LH W/ 3-PANEL DECAL (IT. 38)
	1	181484	WINDGUARD, SM SMALL SEED FRT LH W/ 2-PANEL DECAL (IT. 38)
6	1	181483	WINDGUARD, SM SMALL SEED FRT RH W/ 3-PANEL DECAL (IT. 38)
	1	181485	WINDGUARD, SM SMALL SEED FRT RH W/ 2-PANEL DECAL (IT. 38)
7	1	190793	WINDGUARD, REAR, LH W/ 3-PANEL DECAL (ITEM 39)
	1	190855	WINDGUARD, REAR, LH W/ 2-PANEL DECAL (ITEM 39)
8	1	190795	WINDGUARD, REAR, RH W/ 3-PANEL DECAL (ITEM 39)
	1	190856	WINDGUARD, REAR, RH W/ 2-PANEL DECAL (ITEM 39)
9	1	181092	BRACKET WELDMENT, SHIELD
10	2	181091	BRACKET, REAR, REAR WINDGUARD
11	1	184222	DRAPER, 12FT, SM REAR
12	1	184221	DRAPER, 12FT, SM FRONT
13	300	181047	TOOTH, SWATHMASTER PLASTIC
	300	184494	BOLT, ELEVATOR, 1/4UNC X 3/4, 4 PRONG GR 5 ZP
	300	135248	NUT, FLANGE LOCK, 1/4 ZP
14	1	181070	GUIDE, BELT LEAD, REAR LH
15	1	181067	GUIDE, BELT LEAD, REAR RH
16	2	180118	EDGE PROTECTOR, BELT 3 HOLE
17	300	191039	RETAINER, STEEL TOOTH (optional)
18	300	191040	TOOTH, SWATHMASTER STEEL (optional)
19	12	180117	EDGE PROTECTOR, BELT
20	2	180119	EDGE PROTECTOR, BELT 4 HOLE
21	2	181074	BRACKET, FRONT, REAR WINDGUARD
22	38	181065	GUIDE, BELT, PLASTIC
23	1	181069	BRACKET, LOWER, BELT GUIDE, LH
24	1	181073	BRACKET, LOWER, BELT GUIDE, RH
25	1	REF	SHIELD, W/ WARNING DECAL & HARDWARE - SEE PAGE B-14
26	6	184510	SCREW, MACH, 5/16UNC X 3/4 PHILLIPS TRUSS, ZP
27	8	184511	SCREW, MACH, 5/16UNC X 1 PHILLIPS TRUSS, ZP
29	14	30280	NUT, FLANGE LOCK, 5/16 UNC ZP
30	2	21567	BOLT, HH 3/8UNC X 3/4 ZP
31	12	20077	BOLT, HH 3/8UNC X 1 ZP
32	12	184584	WASHER, CONICAL SPRING, M10 ZP
33	1	21868	1/2X1 SHORT NECK CARR. BOLT PLTD
34	1	18591	NUT, HEX, 1/2NC GR5 ZP
35	86	184499	BOLT, ELEVATOR, 1/4"UNC X 3/4 4 PRONG ZP
36	162	21455	NUT, FLANGE LOCK, 1/4 ZP
37	4	18590	NUT, HEX 3/8UNC GR2 ZP
38	2	184393	DECAL, DANGER: PINCH POINT - 3-PANEL
	2	184386	DECAL: PINCH POINT - 2-PANEL
39	2	184392	DECAL, ATTENTION: STORAGE BRACE - 3-PANEL
	2	184384	DECAL: STORAGE BRACE - 2-PANEL
40	76	184498	BOLT, ELEVATOR, 1/4 NC X 1/2, 4-PRONG, ZP
41	86	184721	WASHER, 1/4" NYLON, RETAINING

# *Rake-Up / SwathMaster™*



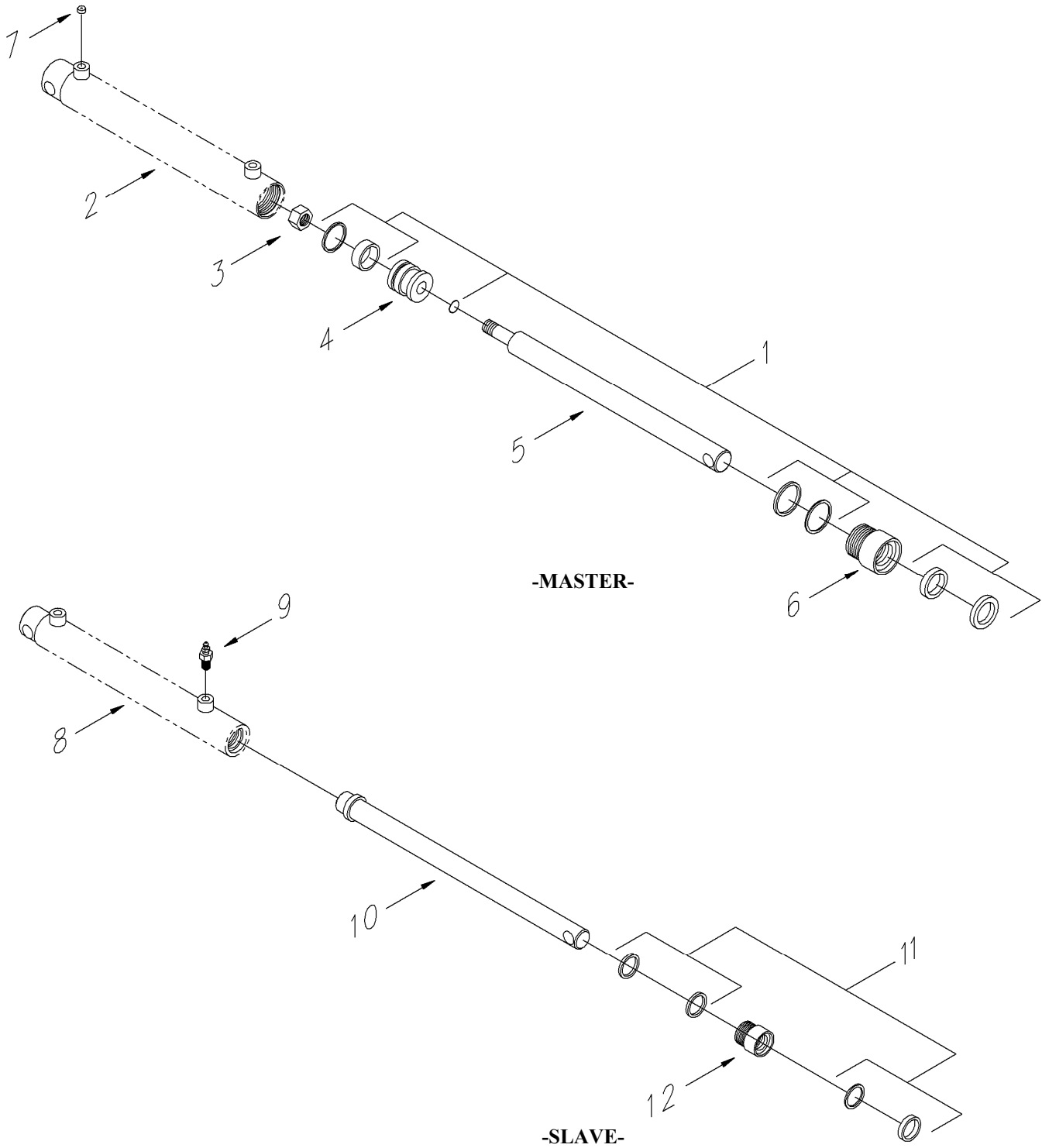
D00623\_MD

**TIRE/WHEEL ASSEMBLY**

**TIRE/WHEEL ASSEMBLY****RAKE UP AND SWATHMASTER**

ITEM	QTY / SIDE	PART NO.	DESCRIPTION
1	1	180097	HUB AND SPINDLE ASSY, LH
	1	180098	HUB AND SPINDLE ASSY, RH
2*	1	191033	TIRE, HD 20.5 X 8 - 10 <b>LOAD RANGE C</b> (2007 and newer)
	1	191032	TIRE, STD 20 X 10 - 10 4-PLY (Prior Production)
	1	191029	RIM STD 10 X 6 - WHITE
	1	191030	RIM STD 10 X 6 - SILVER
	1	191031	RIM STD 10 X 6 - YELLOW
	1	191034	TUBE 20 X 8.00/10.00 - 10
3	4	21838	NUT, WHEEL STUD, 1/2 NF X 90
4	1	191002	CAP, DUST
5	1	191321	NUT, HEX CASTELLATED, 1" NF
6	2	184833	CONE, BEARING TAPERED ROLLER
7	2	18355	CUP, BEARING TAPERED ROLLER
8	4	184996	STUD, 1/2 NF X 1.8
9	1	191366	SEAL
10	1	180618	SPINDLE & PLATE LH
	1	180619	SPINDLE & PLATE RH
11	1	18607	PIN, COTTER, 5/32 X 1.5
12	1	184985	HUB W/CUP, STUDS

\* NOTE: TIRE, RIM AND TUBE ARE ALL SOLD SEPARATELY



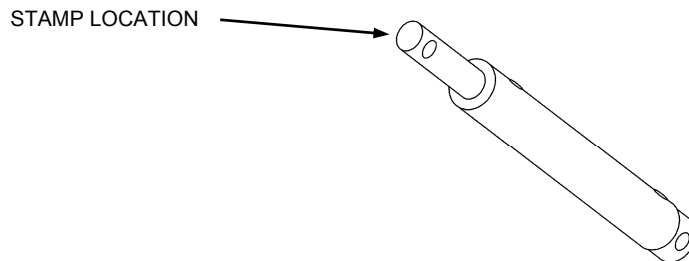
D00028C\_MD

**HYDRAULIC CYLINDER**

**HYDRAULIC CYLINDER**

ITEM	QTY	PART NO.	DESCRIPTION
		184281	MASTER CYLINDER - COMPLETE
		184282	SLAVE CYLINDER - COMPLETE
		184880	CYLINDER, 2000 AND PRIOR - SS TO 184281 ABOVE
		184881	CYLINDER, 2000 AND PRIOR - SS TO 184282 ABOVE
1	1	184930	SEAL KIT, 3000 PSI MASTER *
		184888	KIT, SEAL - EARLY VERSION MASTER CYLINDER, 1500 PSI *
2	1	n/a	BARREL WELDMENT
3	1	n/a	5/8 UNF LOCK NUT GR 8
4	1	n/a	PISTON, 3000 PSI MASTER
5	1	n/a	SHAFT, 3000 PSI MASTER
6	1	n/a	GLAND, 3000 PSI MASTER
7	1	180102	ORIFICE, #6 ORB X 0.03125" (REQ'D. FOR CNH & CLAAS COMBINES)
8	1	n/a	BARREL WELDMENT
9	1	184283	BLEED SCREW, 3000 PSI, #4 ORB
10	1	n/a	SHAFT, 3000 PSI SLAVE
11	1	184934	SEAL KIT, 3000 PSI SLAVE *
		184889	KIT, SEAL - EARLY VERSION SLAVE CYLINDER, 1500 PSI *
12	1	n/a	GLAND, 3000 PSI SLAVE

\* - NOTE: 3000 psi cylinders are stamped with the number 3 on the cylinder shaft end (see below).  
1500 psi cylinders have no stamp.



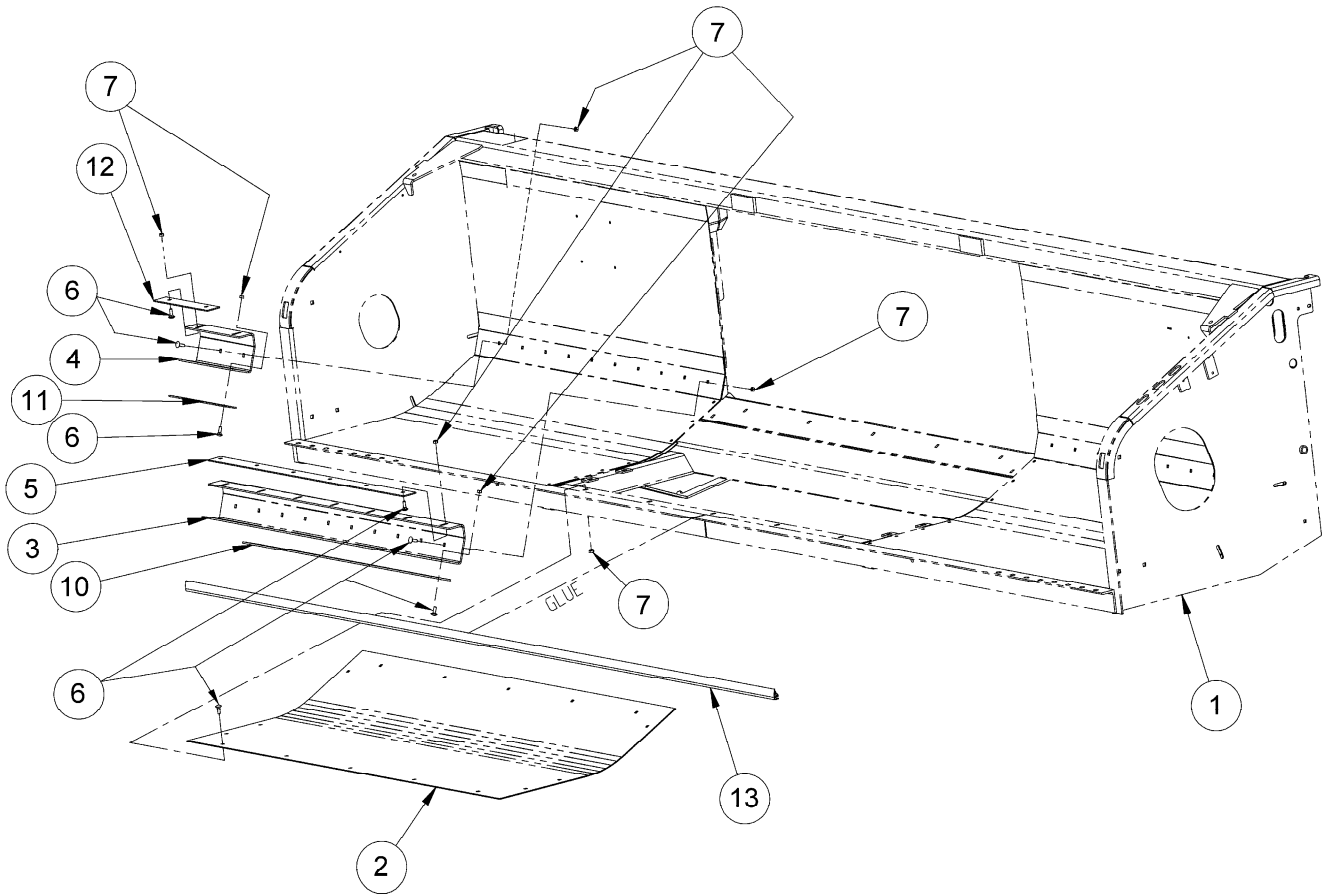
HYDRAULIC CYLINDER IDENTIFICATION FOR SEAL KIT ORDER

**SERVICE TOOLS AND REPLACEMENT PARTS****RAKE-UP PICKUPS**

	<b>PART NO.</b>	<b>DESCRIPTION</b>
Service Tools	180784	PULLER, RAKE-UP GEAR BOX
Miscellaneous Assemblies		
	180212	IDLER ROTOR ASSEMBLY (Includes: Idler Rotor & Bearings)
	180214	DRIVE ROTOR ASSEMBLY (Includes: Drive Rotor & Bearings)
	180791	IDLER ARM ASSEMBLY
	180792	IDLER ARM ASSEMBLY MI

THIS PAGE INTENTIONALLY LEFT BLANK

# ***PW7 Header for John Deere / Claas-Lexion / Agco Combines***



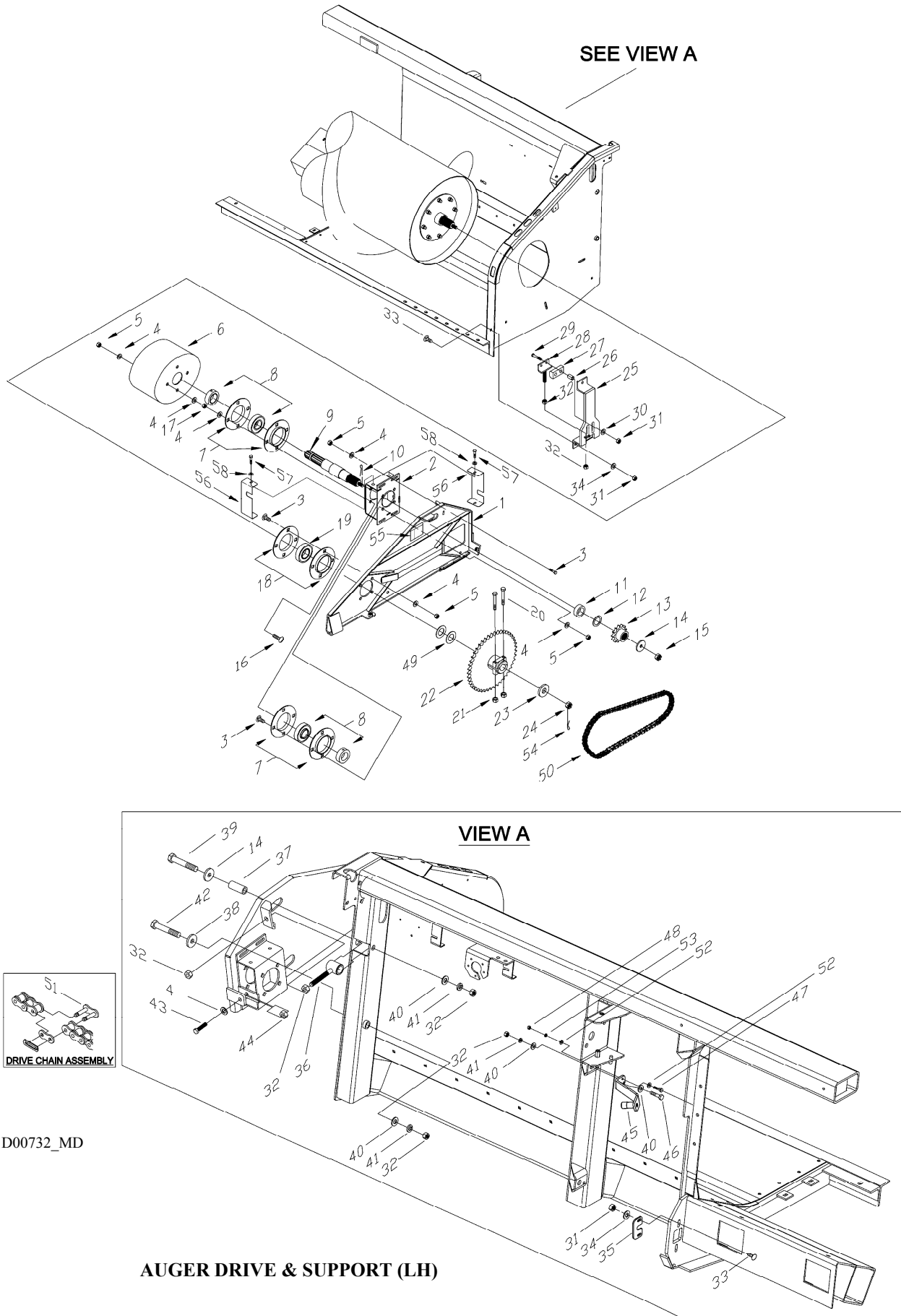
D00728\_MD

**HEADER TABLE**

**SECTION E- PW7 HEADER FOR JOHN DEERE / CLAAS-LEXION / AGCO E-2**

**HEADER TABLE**

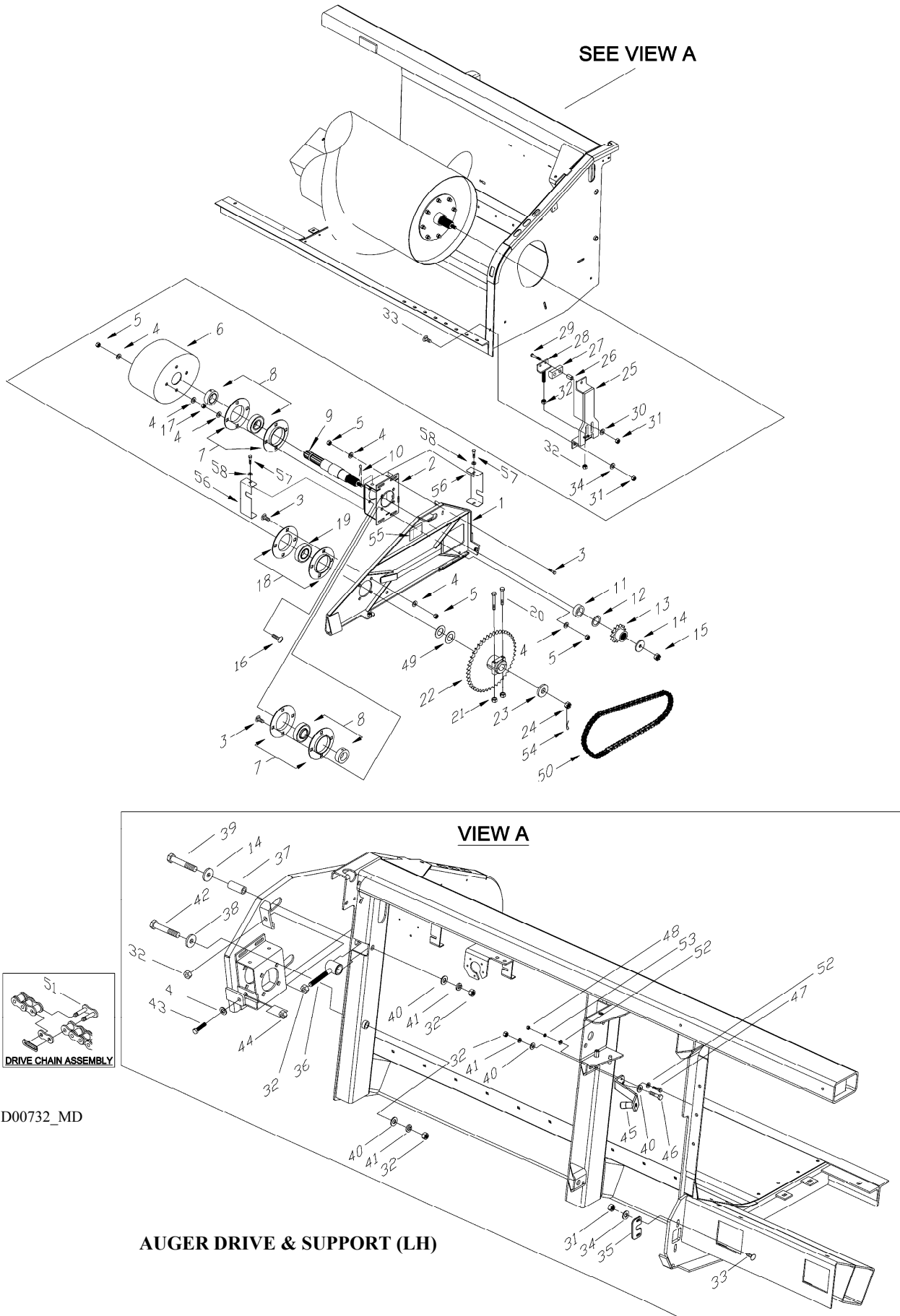
<b>ITEM</b>	<b>QTY 13'/15'</b>	<b>PART NO.</b>	<b>DESCRIPTION</b>	<b>SERIAL NO.</b>
1	1	NSS	FRAME, HEADER, JD J-SER 13' OR 15'	
2	1	See below	PANEL, FLOOR CENTER	
		190728	BLACK	
		190729	AGCO GRAY	
		190067	CASE RED	
		190068	NEW HOLLAND YELLOW	
3		See below	BRACKET, STRIPPER BAR	
	1	182156	R.H. 15 FT.....	-185859
	1	191643	R.H. 15 FT.....	185860-
	1	182157	L.H. 15 FT. (NOT SHOWN).....	-185859
	1	191641	L.H. 15 FT. (NOT SHOWN).....	185860-
	1	182186	R.H. 13 FT.....	-185859
	1	191640	R.H. 13 FT.....	185860-
	1	182187	L.H. 13 FT. (NOT SHOWN).....	-185859
	1	191642	L.H. 13 FT. (NOT SHOWN).....	185860-
4		See below	BRACKET, STRIPPER - NARROW FEEDER OPENING ONLY	
	1	182173	EXT RH .....	-185859
	1	191645	EXT RH .....	185860-
	1	182172	EXT LH (NOT SHOWN) .....	-185859
	1	191644	EXT LH (NOT SHOWN) .....	185860-
5	2	182158	BAR, UPPER STRIPPER 15 FT.	
	2	182188	BAR, UPPER STRIPPER 13 FT.	
6	52/60	184648	BOLT M8X1.25X25 CARRIAGE CL 8.8 ZP	
7	52/60	135337	NUT-FLANGE, SIDE LK SMTH FACE M8 X 1.25 GR 8.8	
10	2	182175	BAR, STRIPPER LOWER ADJUST 15 FT.	
	2	182191	BAR, STRIPPER LOWER ADJUST 13 FT.	
11	2	182176	BAR, LOWER STRIPPER ADJUST EXT	
12	2	182174	BAR, UPPER STRIPPER EXT	
13	1	181079	TRIM SEAL, 12' PICKUP (FOR SMALL SEED ONLY)	



D00732\_MD

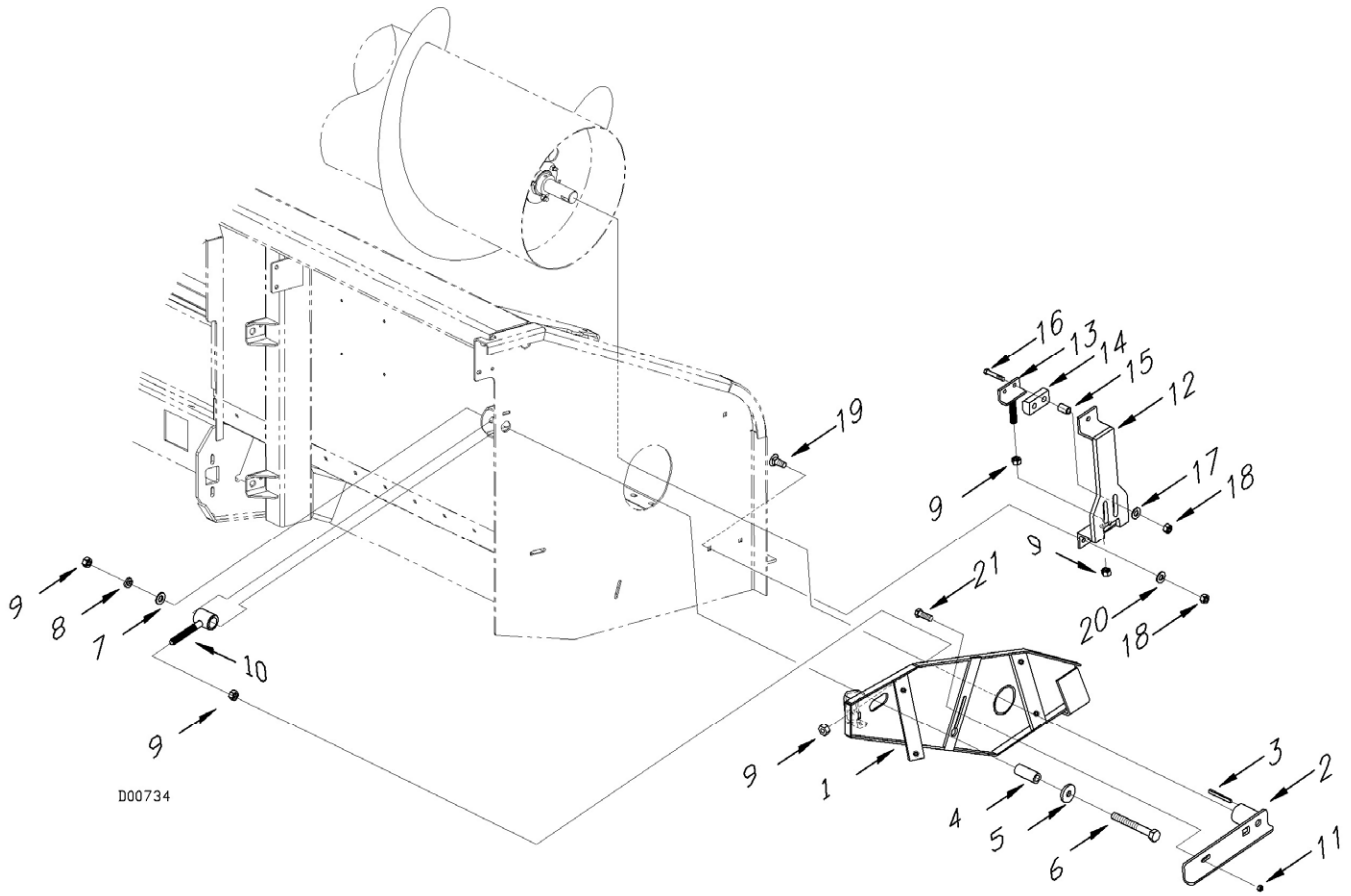
**AUGER DRIVE & SUPPORT (LH)**

ITEM	QTY	PART NO.	DESCRIPTION
1	1	See below	ARM, AUGER SUPPORT, C/W 3-PANEL DECAL (ITEM 55)
		190118	BLACK - PW7 (JD) & CLAAS
		190189	CASE RED
		190190	NH YELLOW
		190674	AGCO GRAY
	1	See below	ARM, AUGER SUPPORT, C/W 2-PANEL DECAL (ITEM 55)
		190934	BLACK - PW7 (JD) & CLAAS
		190840	CASE RED
		190857	NH YELLOW
		190980	AGCO GRAY
2	1	See below	DRIVE SHAFT SUPPORT
		190710	BLACK - PW7 (JD) & CLAAS
		191679	CASE RED
		191680	NH YELLOW
		190709	AGCO GRAY
3	12	184667	BOLT, CARRIAGE, M12 X 1.75 X 30 ZP
4	25	184714	WASHER, FLAT, M12 COPPER
5	16	184695	NUT, NYLOCK, M12 X 1.75 ZP
6	1	182116	SHIELD, CLUTCH, DRILLED
7	2	184230	FLANGE, BEARING, PAIR (NOTE: Part number equals 2 pieces)
8	2	184228	BEARING, BALL, W/ LOCKING COLLAR - 80MM OD
9	1	182101	JACK SHAFT, HEADER
10	1	18606	PIN, COTTER, 1/8 X 1 3/4, ZP
11	1	182102	SPACER, DRIVE SHAFT, ZP
12	7	182103	SHIM, SPROCKET ASSY, ZP
13	1	182033	SPROCKET, #60, 17 TOOTH
		182034	SPROCKET, #60, 20 TOOTH (OPTIONAL)
		182031	SPROCKET, #60, 14 TOOTH (OPTIONAL)
14	2	182066	WASHER, FLAT, AUGER PIVOT, ZP
15	1	184700	NUT, HEX, SLOTTED M16 X 2 ZP
16	4	184668	BOLT, CARRIAGE, M12 X 1.75 X 45 ZP
17	4	184694	NUT, HEX, M12 X 1.75 ZP
18	1	184233	FLANGE, BEARING, PAIR *
19	1	184232	BEARING, BALL - 85MM OD
20	2	184673	BOLT, HEX HD, M12 X 1.75 X 90 CL10.9 ZP
21	2	148645	NUT, LOCK FLANGE, STOVER - M12 X 1.75, ZP
22	1	182112	SPROCKET, #60, 54 TOOTH
23	1	182115	WASHER, THRUST, ZP
24	1	151876	NUT, HEX SLOTTED, 1 1/8" -12 UNF ZP
25	1	See below	ARM GUIDE
		190691	BLACK - PW7 (JD) & CLAAS
		190059	CASE RED
		190060	NH YELLOW
		190668	AGCO GRAY
26	2	182087	SPACER BUSHING, ZP
27	1	182028	STOPPER, RUBBER
28	1	182000	BRACKET, ADJUSTER, LOWER LIMIT, ZP
29	2	184664	BOLT, HEX HEAD, M10 X 1.5 X 60, CL 8.8
30	2	184712	WASHER, FLAT, M10 ZP



**AUGER DRIVE & SUPPORT (LH)**

<b>ITEM</b>	<b>QTY</b>	<b>PART NO.</b>	<b>DESCRIPTION</b>
31	5	184692	NUT, NYLOCK, M10 X 1.5, CL6 ZP
32	7	184699	NUT, HEX, M16 X 2, CL 8 ZP
33	3	184662	BOLT, CARRIAGE, M10 X 1.5 X 30 CL 8.8 ZP
34	3	184711	WASHER, FLAT, M10 ZP
35	2	182180	TAB, LOCKING
36	1	182063	BOLT - EYE, ZP
37	1	182064	SPACER, AUGER PIVOT, ZP
38	1	182067	WASHER, THRUST, ZP
39	1	184679	BOLT, HEX HD, M16 X 2 X 110 CL10.9 ZP
40	4	184717	WASHER, FLAT, M16 ZP
41	3	135492	WASHER, LOCK, M16
42	1	184678	BOLT, HEX HD, M16 X 2 X 120 CL8.8 ZP
43	1	184674	BOLT, HEX HD, M12 X 1.75 X 80 TFL CL8.8 ZP
44	1	184696	NUT, JAM, M12 X 1.75 ZP
45	1	181532	BRACKET, DRIVE SHAFT STORAGE - ALL 15' & 13' ON NARROW FEEDER (50") COMBINE
	1	181541	BRACKET, DRIVE SHAFT STORAGE - 13' ON WIDE FEEDER (60") COMBINE
46	1	184681	BOLT, HEX HD, M16 X 2 X 50 CL 8.8 ZP
47	1	184654	BOLT, HEX HD, M8 X 1.25 X 35 CL 8.8 ZP
48	1	184687	NUT, HEX, M8 X 1.25 CL 8 ZP
49	2	182138	SHIM, ZP
50	1	41662	CHAIN, ROLLER, #60H, 103 LINKS W/O CONNECTOR
51	1	16659	LINK, CONNECTOR, ROLLER CHAIN, #60H
52	2	184708	WASHER, FLAT, M8 ZP
53	1	30716	WASHER, LOCK SPRING, M8 ZP
54	1	135358	PIN, COTTER, 5/32 X 2.0, ZP
55	1	184404	DECAL, WARNING: SHIELD OPEN - 3-PANEL
	1	184401	DECAL, CHAIN ENTANGLEMENT - 2-PANEL
56	2	See below	SHIELD - DRIVE SHAFT
		190720	BLACK - PW7 (JD) & CLAAS
		191681	CASE RED
		191682	NH YELLOW
		190719	AGCO GRAY
57	4	184652	BOLT, HEX HD, M8 X 1.25 X 25 CL 8.8 ZP
58	4	184579	WASHER-CONICAL SPRING. M8A

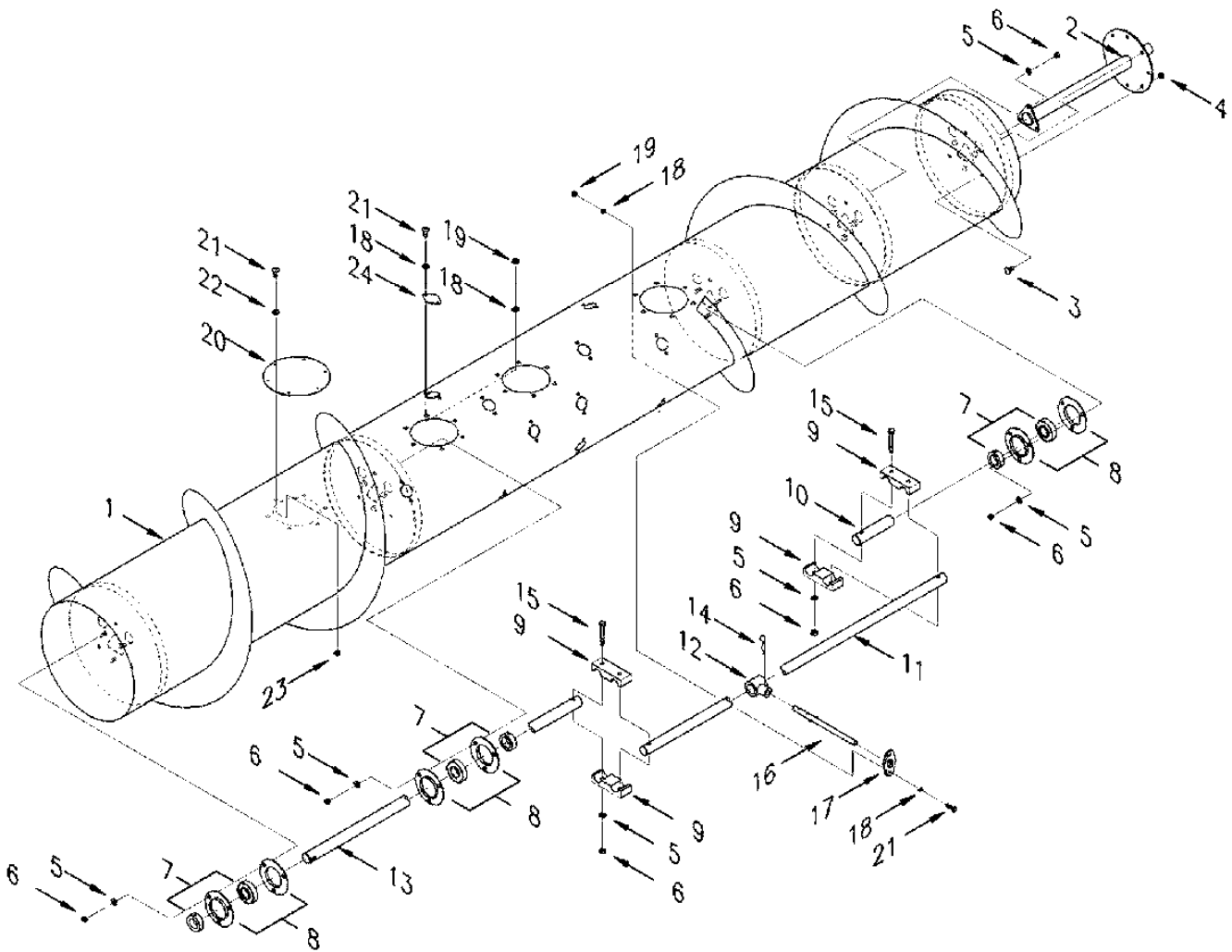
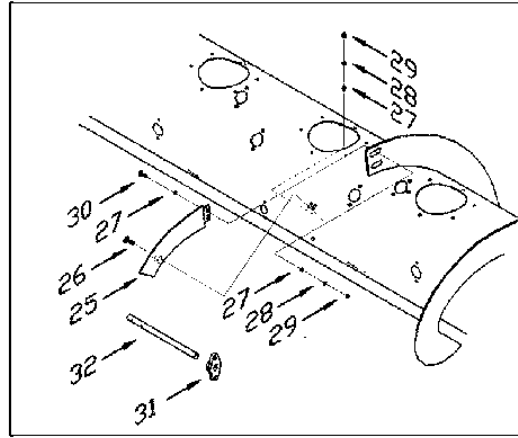
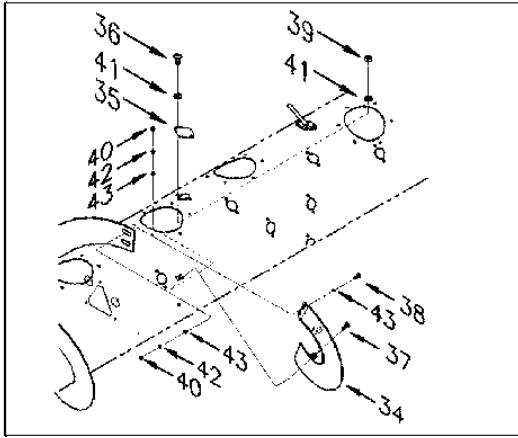


D00734

AUGER SUPPORT (RH)

**AUGER SUPPORT (RH)**

<b>ITEM</b>	<b>QTY</b>	<b>PART NO.</b>	<b>DESCRIPTION</b>
1	1	See below	AUGER SUPPORT ARM R.H.
		190704	BLACK - PW7 (JD) & CLAAS
		190705	CASE RED (NOT EXACTLY AS SHOWN)
		190054	NH YELLOW (NOT EXACTLY AS SHOWN)
		190664	AGCO GRAY
2	1	See below	FINGER CRANK LEVER
		190688	BLACK - PW7 (JD) & CLAAS
		190665	CASE RED
		190666	NH YELLOW
		190667	AGCO GRAY
3	1	182042	KEY, M10 X M8 X M60
4	1	182064	SPACER, AUGER PIVOT, ZP
5	1	182066	WASHER AUGER PIVOT, ZP OR BLACK
6	1	184679	BOLT, HEX HD, M16 X 2 X 110 CL10.9 ZP
7	1	184717	WASHER, FLAT, M16 ZP
8	1	135492	WASHER, LOCK, M16
9	5	184699	NUT, HEX, M16 X 2 CL 8 ZP
10	1	182063	BOLT - EYE, ZP
11	1	50101	NUT, FLANGE LOCK, M10 X 1.5 CL10 ZP
12	1	See below	ARM GUIDE
		190691	BLACK - PW7 (JD) & CLAAS
		190059	CASE RED
		190060	NH YELLOW
		190668	AGCO GRAY
13	1	182000	BRACKET, ADJUSTER, LOWER LIMIT, ZP
14	1	182028	STOPPER, RUBBER
15	2	182087	SPACER BUSHING, ZP
16	2	184664	BOLT, HEX HEAD, M10 X 1.5 X 60, CL 8.8
17	2	184712	WASHER, FLAT, M10 ZP
18	5	184692	NUT, NYLOCK, M10 X 1.5, CL6 ZP
19	3	184662	BOLT, CARRIAGE, M10 X 1.5 X 30 CL 8.8 ZP
20	3	184711	WASHER, FLAT, M10 ZP
21	1	184665	BOLT, HH FLANGE M10 X 1.5 X 30 CL10.9 ZP



D00813

**AUGER ASSEMBLY**

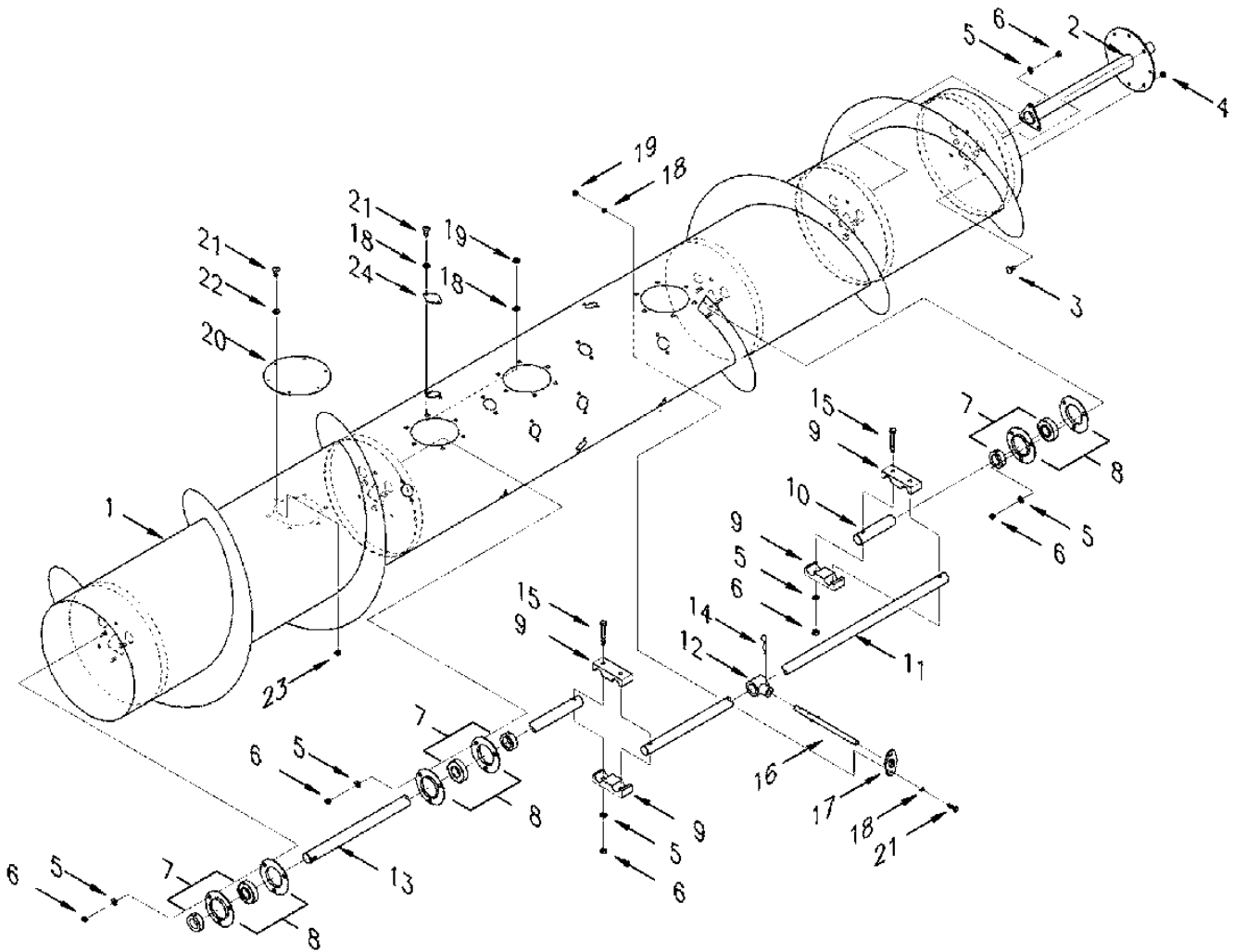
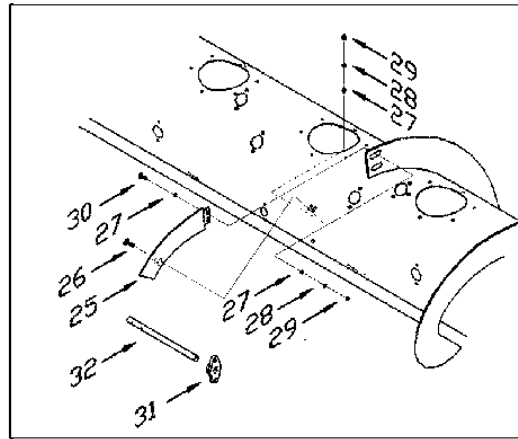
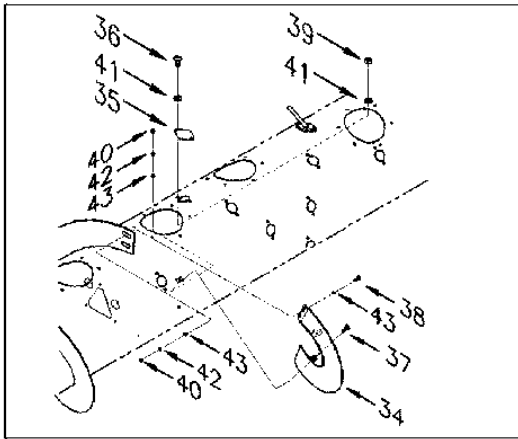
**SECTION E- PW7 HEADER FOR JOHN DEERE / CLAAS-LEXION / AGCO E-10**

---

**AUGER ASSEMBLY**

<b>ITEM</b>	<b>QTY</b>	<b>PART NO.</b>	<b>DESCRIPTION</b>
1	1	See below	AUGER WELDMENT 15 FT.
		190701	BLACK - PW7 (JD) & CLAAS
		190162	CASE 2016 RED
		190163	NH YELLOW
		190164	JD GREEN
		182292	AGCO GRAY
	1	See below	AUGER WELDMENT 13 FT.
		190702	BLACK - PW7 (JD) & CLAAS
		190166	CASE 2016 RED
		190002	CASE 2015 RED
		190167	NH YELLOW
		190168	JD GREEN
	1	182291	AGCO GRAY
2	1	182111	SHAFT ASSY, AUGER DRIVE
3	8	184671	BOLT, HEX HD, M12 X 1.75 X 30 CL10.9 ZP
4	8	148645	NUT, LOCK FLANGE, STOVER - M12 X 1.75, ZP
5	16	184711	WASHER, FLAT M10 ZP
6	16	184692	NUT, NYLOCK M10 X 1.5 CL6 ZP
7	3	21936	BEARING, ROLLER W/LOCKING COLLAR 72MM OD
8	3	184231	FLANGE, BEARING, 3 BOLT, PAIR (NOTE: Part number = two pieces)
9	4	182130	CLAMP-HALF, FINGER SUPPORT, 1-3/8
10	1	182029	SHAFT, AUGER STUB
11	1	182129	SHAFT, FINGER SUPPORT
12	22	182151	HOLDER, FINGER
13	1	182168	SHAFT, AUGER CRANK - 15 FT.
	1	182088	SHAFT, AUGER CRANK - 13 FT.
14	22	123180	PIN, HAIR
15	4	184659	BOLT, HEX HD M10 X 1.5 X 75 CL8.8 ZP
16	22	182007	AUGER FINGER C/W SPRING PIN
17	22	184348	GUIDE, AUGER FINGER
18	88	184706	WASHER, FLAT, M6 ZP
19	44	184685	NUT, NYLOCK, M6 X 1 ZP
20	5	See below	COVER, HAND HOLE
		190723	BLACK - PW7 (JD) & CLAAS
		190721	CASE RED
		190722	NH YELLOW
		182933	JD GREEN
		190724	AGCO GRAY
21	74	184646	BOLT, HEX HD M6 X 1 X 20 CL 8.8 ZP
22	30	30631	WASHER, LOCK M6 ZP
23	30	184684	NUT, ANCHOR, M6 X 1 ZP
24	4	182089	COVER, FINGER HOLE

E-11 SECTION E- PW7 HEADER FOR JOHN DEERE / CLAAS-LEXION / AGCO



D00813

AUGER ASSEMBLY

**AUGER ASSEMBLY**

**ITEM    QTY    PART NO.    DESCRIPTION**

**Items 25 to 32 - For machines factory equipped for use with 60" (wide) opening combines.**

25	1	See below	EXTENSION, AUGER FLIGHTING, SHORT L SIDE (NOT SHOWN)
		190697	BLACK
		190019	NH YELLOW
		190018	CAT YELLOW
		190379	JD GREEN
	1	See below	EXTENSION, AUGER FLIGHTING, SHORT R SIDE
		190695	BLACK
		190021	NH YELLOW
		190020	CAT YELLOW
		190380	JD GREEN
26	4	184648	BOLT, CARRIAGE M8 X 1.25 X 25 ZP
27	12	184708	WASHER, FLAT M8 ZP
28	8	30716	WASHER, LOCK M8 ZP
29	8	184687	NUT, HEX M8 X 1.25 CL 8 ZP
30	4	184649	BOLT, BUTTON HEAD SOCKET M8 X 25 ZP
31	4	184348	GUIDE, AUGER FINGER
32	4	182007	AUGER FINGER C/W SPRING PIN

**Items 34 to 43 - For machines factory equipped for use with 50" (narrow) opening combines.**

34	1	190022	FLIGHT EXTENSION, RH, MED. (NOT SHOWN)
	1	190023	FLIGHT EXTENSION, LH, MED.
35	4	182089	FINGER HOLE COVER
36	8	184646	BOLT M6x1x20 HEX HD CI 8.8 PL
37	8	184648	BOLT M8X1.25X25 CARRIAGE PLATED
38	4	184649	SCREW M8X25 BUTTON HD SOCKET CL10.9
39	8	184685	M6 X 1 NYLOCK NUT, CL8, PLATED
40	12	184687	M8 X 1.25 HEX NUT, CL 8 PLATED
41	8	184706	M6 FLAT WASHER LARGE O.D. PLATED
42	12	30716	M8 LOCK WASHER PLATED
43	16	184572	FLAT WASHER PLATED

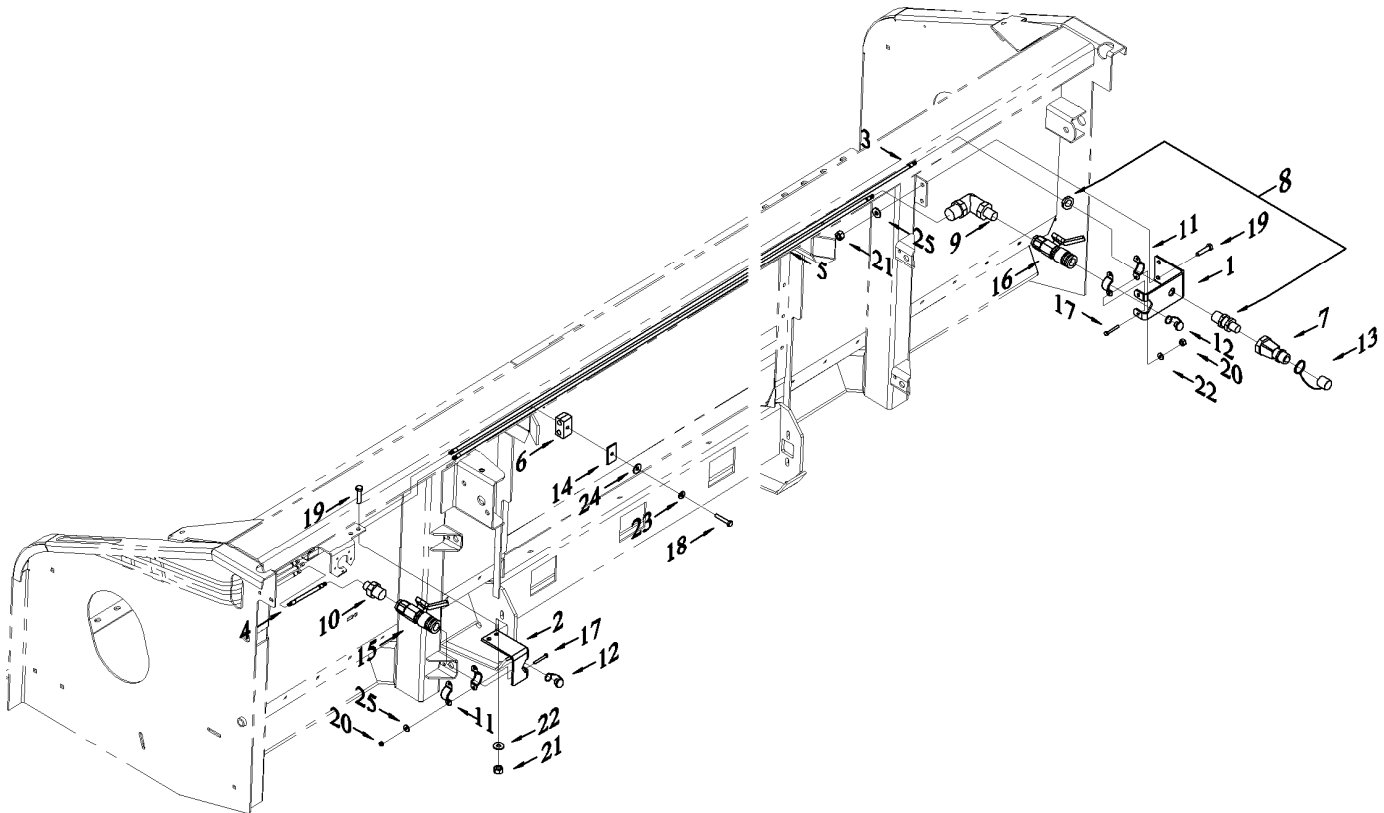
**\* NOTES:**

Items 25 to 32 are required for:

1. Narrow opening combines equipped with an auger assembly manufactured prior to 2005.

Items 34 to 43 are required for:

1. Wide opening combines equipped with an auger assembly manufactured prior to 2005.
2. Narrow opening combines with new auger assemblies.



D00594

**HEADER HYDRAULICS  
JOHN DEERE 50 SERIES COMBINES**

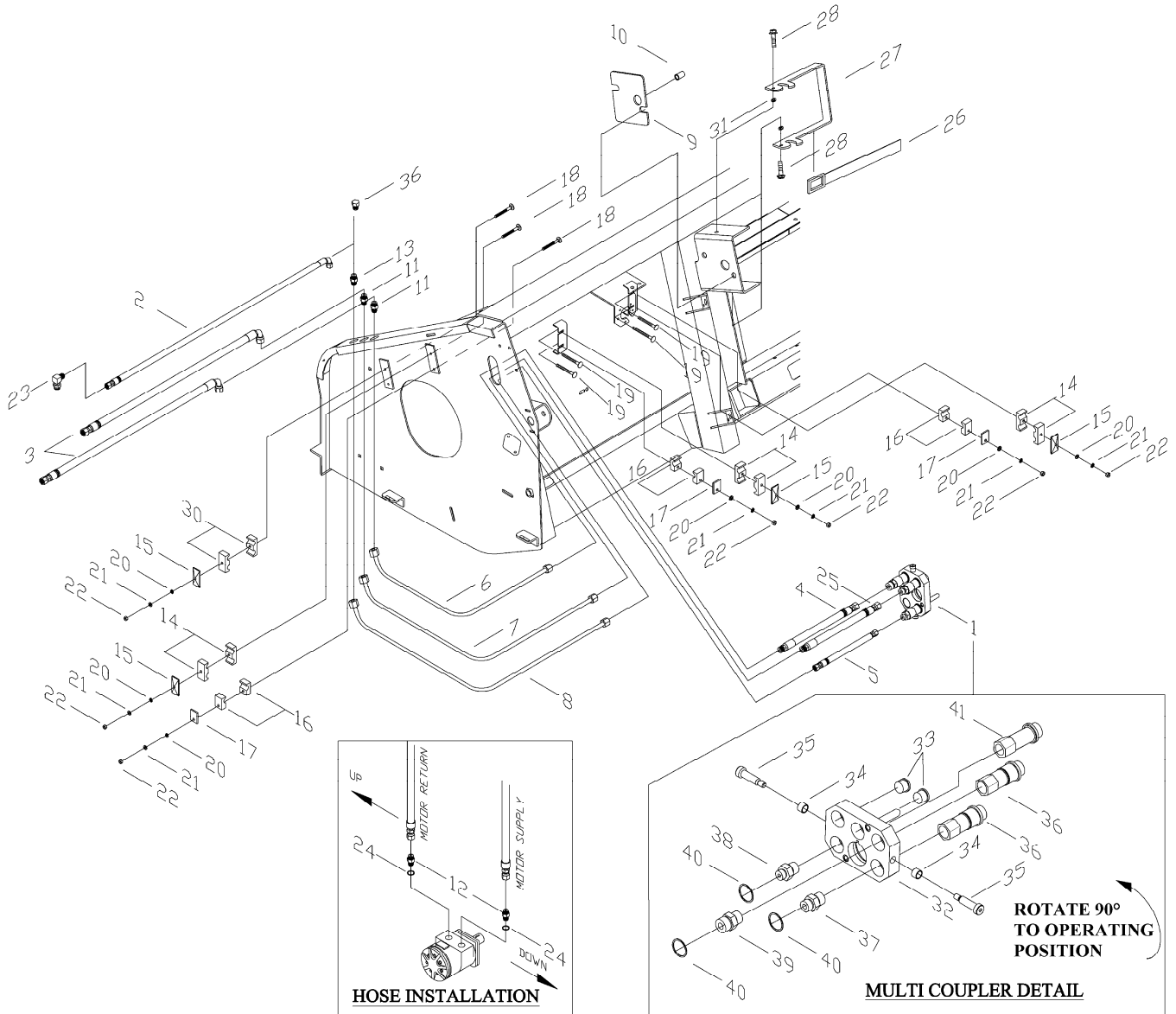
**SECTION E- PW7 HEADER FOR JOHN DEERE / CLAAS-LEXION / AGCO E-14**

---

**HEADER HYDRAULICS (JOHN DEERE 50 SERIES)**

<b>ITEM</b>	<b>QTY</b>	<b>PART NO.</b>	<b>DESCRIPTION</b>
1	1	182192	BRACKET, HYD COUPLER MOUNT, R/H
2	1	182193	BRACKET, HYD/ELEC MOUNT, L/H
3	1	182194	HOSE, MOTOR SUPPLY, OVER FEEDER
4	1	182195	HOSE, HOLD DOWN COUPLER
5	1	182196	HOSE, MOTOR RETURN, OVER FEEDER
6	4	184209	CLAMP, HOSE
7	1	114142	FITTING, HYD, QUICK COUPLER, MALE
8	1	184291	FITTING, HYD, FLARE BULKHEAD
9	1	21801	FITTING, HYD, ELBOW ADAPTER
10	1	184293	FITTING, HYD, ADAPTER
11	4	184294	YOKE, COUPLER CLAMP
12	1	184295	DUST PLUG, COUPLER
13	1	21856	DUST CAP, COUPLER
14	4	184303	PLATE, CLAMP COVER
15	1	184310	COUPLER, R.H.
16	1	184311	COUPLER, L.H.
17	4	184646	BOLT, HEX HD M6 X 1 X 20 CI 8.8 ZP
18	4	184655	BOLT, HEX HD M8 X 1.25 X 55 CL 8.8 ZP
19	4	184661	BOLT, HEX HD M10 X 1.5 X 30 CL 8.8 ZP
20	4	184685	M6 X 1 NYLOCK NUT, CL8, PLATED
21	4	184692	NUT, NYLOCK M10 X 1.5 ZP
22	4	184705	WASHER, FLAT M6 ZP
23	4	30716	WASHER, LOCK SPRING M8 ZP
24	4	184708	WASHER, FLAT M8 ZP
25	8	184711	WASHER, FLAT M10 ZP

**E-15 SECTION E- PW7 HEADER FOR JOHN DEERE / CLAAS-LEXION / AGCO**



D00515C\_MD

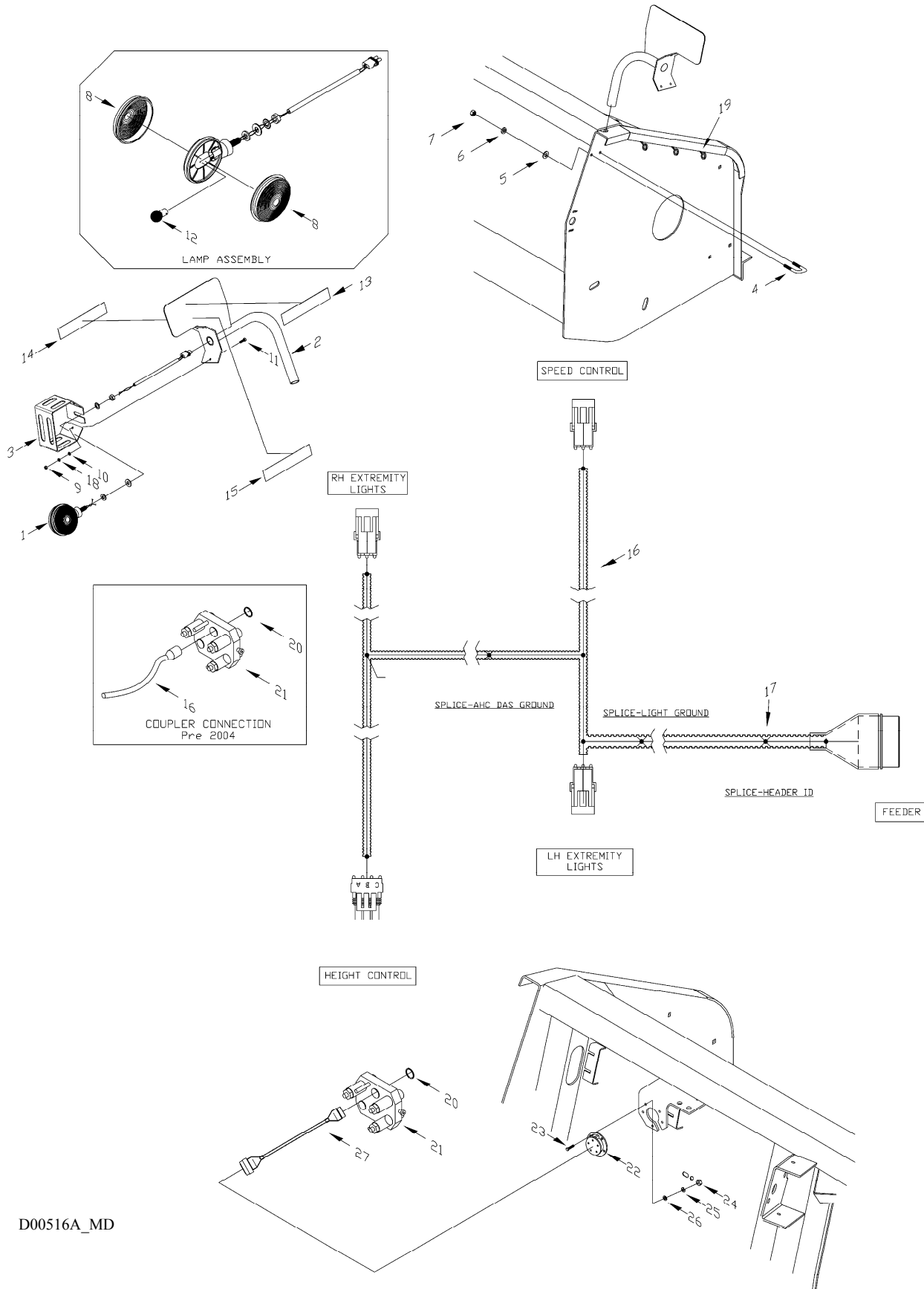
**HEADER HYDRAULICS  
JOHN DEERE 60 SERIES COMBINES**

**SECTION E– PW7 HEADER FOR JOHN DEERE / CLAAS-LEXION / AGCO E-16**

**HEADER HYDRAULICS (JOHN DEERE 60 SERIES)**

ITEM	QTY	PART NO.	DESCRIPTION
1	1	190536	COUPLER, HYD QUICK CONNECT JD
2	1	182082	HOSE, HYD. HOLDDOWN
3	2	182132	HOSE, HEADER-PICKUP – SWATHMASTER UNITS
	2	182083	HOSE, HEADER-PICKUP – RAKE-UP UNITS
4	1	182199	HOSE, HYDR MTR RETURN (2004 and Newer)
	1	190099	HOSE, HYD MOTOR RETURN (Pre 2004)
5	1	182200	HOSE, HYD HOLDDOWN (2004 and Newer)
	1	190097	HOSE, HYD HOLDDOWN (Pre 2004)
6	1	182243	TUBING, MOTOR, UPPER 15 FT. (2005 and Newer)
	1	190138	TUBING, MOTOR SUPPLY 15 FT. (2004)
	1	190100	TUBING, MOTOR SUPPLY 15 FT. (Pre 2004)
6	1	182240	TUBING, MOTOR, UPPER 13 FT. (2005 and Newer)
	1	190135	TUBING, MOTOR SUPPLY 13 FT. (Pre 2005)
7	1	182244	TUBING, MOTOR, LOWER 15 FT. (2005 and Newer)
	1	190140	TUBING, MOTOR RETURN 15 FT. (2004)
	1	190101	TUBING, MOTOR RETURN 15 FT. (Pre 2004)
7	1	182241	TUBING, MOTOR, LOWER 13 FT. (2005 and Newer)
	1	190136	TUBING, MOTOR RETURN 13 FT. (Pre 2005)
8	1	182245	TUBING, HOLDDOWN 15 FT. (2005 and Newer)
	1	190139	TUBING, HOLD DOWN 15 FT. (2004)
	1	190102	TUBING, HOLDDOWN 15 FT. (Pre 2004)
8	1	182242	TUBING, HOLDDOWN 13 FT. (2005 and Newer)
	1	190137	TUBING, HOLD DOWN 13 FT. (Pre 2005)
9	1	184464	PAD
10	1	184465	PLUG
11	2	30846	FITTING, HYD UNION
12	2	21881	FITTING, HYD ADAPTER
13	1	30375	FITTING, HYD UNION
14	3-15/2-13'	184302	CLAMP, TUBE
15	4-15/3-13'	184303	PLATE, CLAMP COVER
16	3-15/2-13'	184304	CLAMP, TUBE
17	3-15/2-13'	184305	PLATE, CLAMP COVER
18	3	184645	BOLT, CARRIAGE M6 X 1 X 60 ZP
19	4-15/2-13'	184644	BOLT, CARRIAGE M6 X 1 X 50 ZP
20	7-15/5-13'	184705	WASHER, FLAT M6 ZP
21	7-15/5-13'	30631	WASHER, LOCK M6 ZP
22	7-15/5-13'	184683	NUT, HEX M6 X 1 CL 8 ZP
23	1	30282	FITTING, HYD ELBOW
24	2	184871	O-RING
25	1	182197	HOSE, HYD. MOTOR SUPPLY (2004 and Newer)
	1	190098	HOSE, HYD MOTOR SUPPLY (Pre 2004)
26	1	191124	STRAP W/ HANDLE (Pre 2004)
27	1	182198	HANDLE COUPLER STORAGE LOCK (2004 and Newer)
	1	190120	HANDLE, COUPLER LOCK (Pre 2004)
28	2	184653	SCREW, SHOULDER M8 X 1.25 - PRIOR TO 2007 PROD'N
	2	135001	BOLT, SHOULDER, 3/8NC x 1 - 2007 PROD'N AND UP
30	1	184307	CLAMP TUBE, STAFF 2127/095 DPP
31	2	18597	WASHER, FLAT - PRIOR TO 2007 PROD'N
	2	18688	WASHER - SAE FLAT - 2007 PROD'N AND UP
32	1	182182	PLATE ASSY, J.D. MULTICOUPLER
33	2	184467	PLUG, RUBBER, J.D. MULTICOUPLER
34	2	182181	BUSHING, MULTICOUPLER J.D
35	2	184524	BOLT, SHOULDER, HEX HD SOCKET, 3/8UNC X 2.125 CL 5 ZP
36	2	184460	COUPLER 1/2" FF, PRESS. & RET. (qty 3 Prior to 2009)
		129860	SEAL KIT – FOR COUPLER 184460
37	1	184463	ADAPTER, HYD 08MORS/10MORB
38	1	184462	ADAPTER, HYD 06MORS/10MORB (Pre 2009)
	1	191705	ADAPTER, HYD 06MORS/08MORB (2009 and Newer)
39	1	184461	ADAPTER, HYD 10MORS/10MORB
40	3	184603	RING, RETAINER, 1 3/16" ID
41	1	191704	COUPLER – 3/8" FF, LIFT (2009 and Newer)
		129859	SEAL KIT – FOR COUPLER 191704

E-17 SECTION E- PW7 HEADER FOR JOHN DEERE / CLAAS-LEXION / AGCO



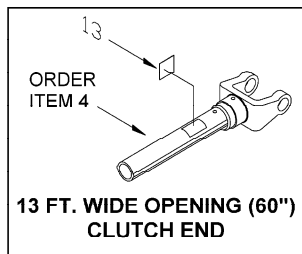
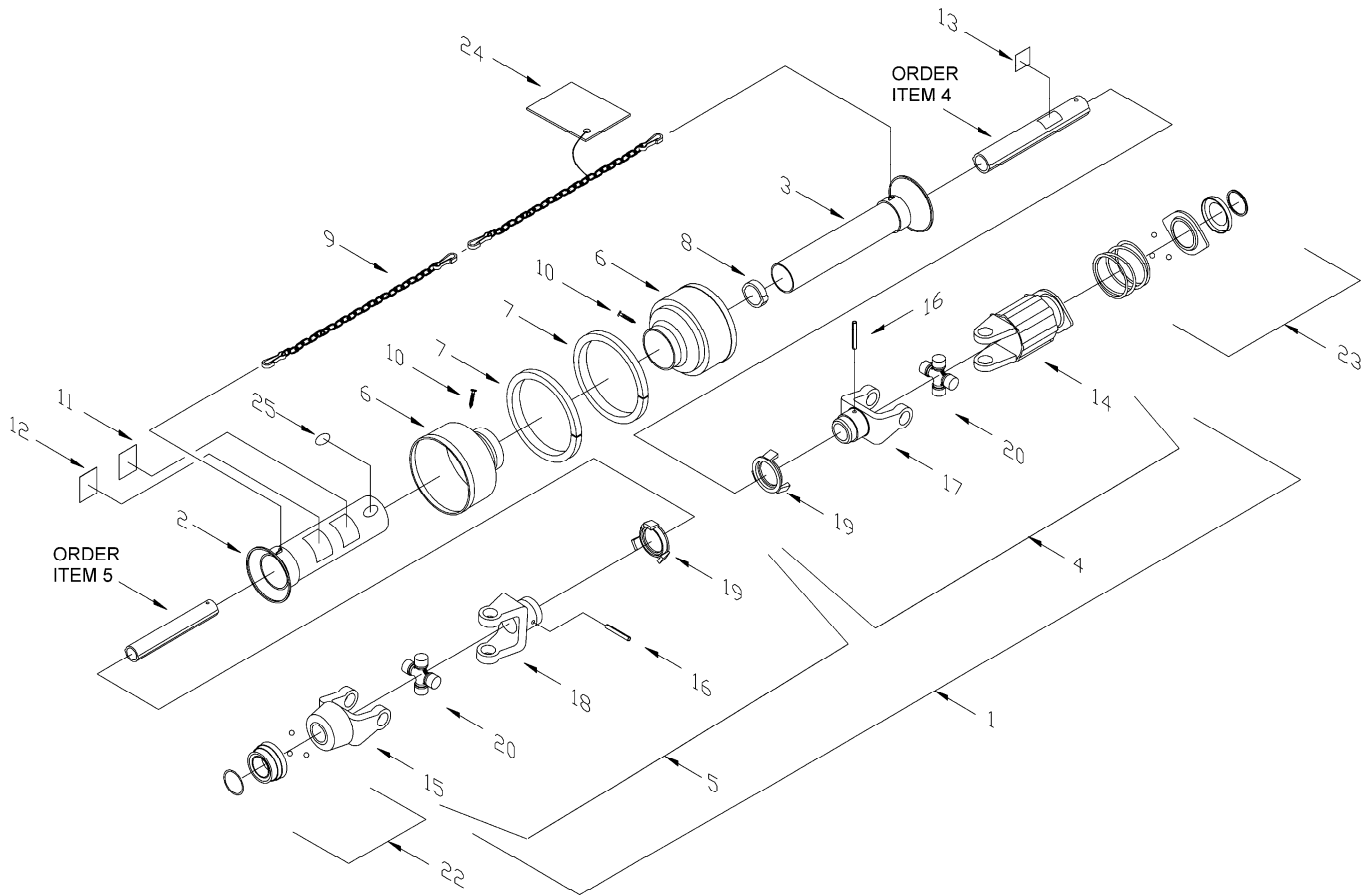
D00516A\_MD

ELECTRICAL / LIGHTING

**SECTION E- PW7 HEADER FOR JOHN DEERE / CLAAS-LEXION / AGCO E-18**

**ELECTRICAL / LIGHTING**

ITEM	QTY	PART NO.	DESCRIPTION
1	2	182078	LAMP ASSEMBLY
2	1	See below	BRACKET, LIGHT LH W/ DECALS
		190061	BLACK
		190062	CASE RED - 2016
		182963	CASE RED - 2015
		190063	NH YELLOW
		190064	GREEN
		190649	AGCO GRAY
	1	See below	BRACKET, LIGHT RH W/ DECALS
		190070	BLACK
		190071	CASE RED - 2016
		182964	CASE RED - 2015
		190072	NH YELLOW
		190073	GREEN
		190650	AGCO GRAY
3	2	See below	SHIELD, EXTREMITY LIGHT
		190744	BLACK
		182937	CASE RED
		182938	NH YELLOW
		190638	GREEN
		190640	AGCO GRAY
4	2	184344	U-BOLT, M8 X 1.25 ZP
5	4	184708	WASHER, FLAT M8 ZP
6	4	30716	WASHER, LOCK, SPRING, M8 ZP
7	4	184687	NUT, HEX M8 X 1.25 CL 8 ZP
8	4	191121	LENS, AMBER WARNING LIGHT
9	6	184683	NUT, HEX M6 X 1 CL 8 ZP
10	6	184705	WASHER, FLAT M6 ZP
11	6	184642	BOLT, HEX HD M6 X 1 X 16 CI 8.8 ZP
12	2	191123	BULB, 12V-21W SINGLE FILAMENT
13	2	115147	DECAL, RED REFLECTIVE
14	2	115146	DECAL, YELLOW REFLECTIVE
15	2	115145	DECAL, ORANGE VISIBILITY
16	1	182189	WIRE HARNESS JD 15 FT. (2004 and newer)
	1	190119	WIRE HARNESS, J.D. HDR 1500 (Pre 2004)
	1	182184	WIRE HARNESS, J.D. J-SER, 1300
	1	182356	WIRE HARNESS - CLAAS LEXION
	1	182137	WIRE HARNESS - CNH 2016 - 13'
	1	182170	WIRE HARNESS - CNH 2016 - 15'
	1	182090	WIRE HARNESS - CNH 76C - 13' & NON OEM - 13'
	1	182161	WIRE HARNESS - CNH 76C - 15'
	1	182043	WIRE HARNESS - CNH 2015 - 13'
17	3	184301	CLAMP, 1/2" LOOM
18	6	30631	WASHER, LOCK, M6 ZP
19	6	184306	CLAMP, 3/8" LOOM (USED IN ALL LOCATIONS EXCEPT WHERE NOTED IN MAIN BRANCH)
20	1	135267	SNAP RING
21		REF	COUPLER, HYD QUICK CONNECT - SEE PAGE E-15
22	1	133277	CAP, DUST, HD BOX SERIES
23	5	184640	BOLT HEX HD, M5 X 0.8 X 20 CL 8.8 ZP
24	5	184682	NUT, HEX M 5 X 0.8 ZP
25	5	184703	WASHER, LOCK, EXT TOOTH M5 ZP
26	5	184701	WASHER, FLAT M5 ZP
27	1	182190	ADAPTER, WIRING HARNESS (60 SERIES ONLY; 2004 and newer)



D00020B\_MD

**DRIVE SHAFT**

**SECTION E- PW7 HEADER FOR JOHN DEERE / CLAAS-LEXION / AGCO E-20**

**DRIVE SHAFT - 184477 15' Header Narrow Opening - 50"**

ITEM	QTY	PART NO.	DESCRIPTION
1	1	184477	DRIVESHAFT, 15' HEADER - 50" opening - JD 9550/60 WALKER STS/CTS
2	1	191572	SHIELD, TELESCOPING, OUTER
3	1	191189	SHIELD, TELESCOPING, INNER - BLACK
4	1	191564	DRIVELINE HALF - HEADER END
5	1	191567	DRIVELINE HALF - COMBINE END
6	2	191165	SHIELD, CONE, 5 RIB
7	2	191233	REINFORCING COLLAR
8	1	191232	SUPPORT, SHIELD
9	2	191138	DRIVELINE HALF - HEADER END
10	2	191375	SCREW, SHIELD CONE
11	1	30316	DECAL, ROTATING DRIVELINE
12	1	191099	DECAL, EUROPEAN
13	1	36651	DECAL, MISSING GUARD
14	1	191137	CLUTCH ASSY, 850 Nm
	24	191145	PIN, CLUTCH
	24	191146	SPRING, OUTER
	11	191147	SPRING, INNER
	1	191148	SEAL, BI-DIRECTIONAL
15	1	191251	YOKE, 1 3/8-Z21, QD, W
16	2	184976	PIN, SPRING, 10mm x65mm
17	1	191150	YOKE, SHAFT MOUNT, CLUTCH END, W
18	1	191151	YOKE, SHAFT MOUNT, DRIVE END W
19	2	191231	BUSHING, SHIELD
20	2	191497	KIT, REPAIR, U-JOINT
23	1	191143	KIT, REPAIR, QUICK DISCONNECT
24	1	191503	CE INSTRUCTION MANUAL
25	1	191166	CE MARK DECAL

**DRIVE SHAFT - 184483 15' Header Wide opening - 60"**

ITEM	QTY	PART NO.	DESCRIPTION
1	1	184483	DRIVESHAFT 15' HEADER - 60" opening - JD 9650/60 WALKER/WTS
2	1	191637	SHIELD, TELESCOPING, OUTER, 30" W
3	1	191159	SHIELD, TELESCOPING, INNER 30"
4	1	191639	DRIVELINE HALF - HEADER END
5	1	191638	DRIVELINE HALF - COMBINE END
6	2	191165	SHIELD, CONE, 5 RIB
7	2	191233	REINFORCING COLLAR
8	1	191232	SUPPORT, SHIELD
9	2	191138	CHAIN, DRIVE SHAFT SHIELD
10	2	191375	SCREW, SHIELD CONE
11	1	30316	DECAL, ROTATING DRIVELINE
12	1	191099	DECAL, EUROPEAN
13	1	36651	DECAL, MISSING GUARD
14	1	191137	CLUTCH ASSY, 850 Nm
	24	191145	PIN, CLUTCH
	24	191146	SPRING, OUTER
	11	191147	SPRING, INNER
	1	191148	SEAL, BI-DIRECTIONAL
15	1	191251	YOKE, 1 3/8-Z21, QD, W
16	2	184976	PIN, SPRING, 10mm x65mm
17	1	191150	YOKE, SHAFT MOUNT, CLUTCH END, W
18	1	191151	YOKE, SHAFT MOUNT, DRIVE END W
19	2	191231	BUSHING, SHIELD
20	2	191497	KIT, REPAIR, U-JOINT
22	1	191144	KIT, REPAIR, DISCONNECT SLIDE
23	1	191143	KIT, REPAIR, QUICK DISCONNECT
24	1	191503	CE INSTRUCTION MANUAL
25	1	191166	CE MARK DECAL

**E-21 SECTION E- PW7 HEADER FOR JOHN DEERE / CLAAS-LEXION / AGCO**

**DRIVE SHAFT - 184474 13' Header Narrow opening - 50"**

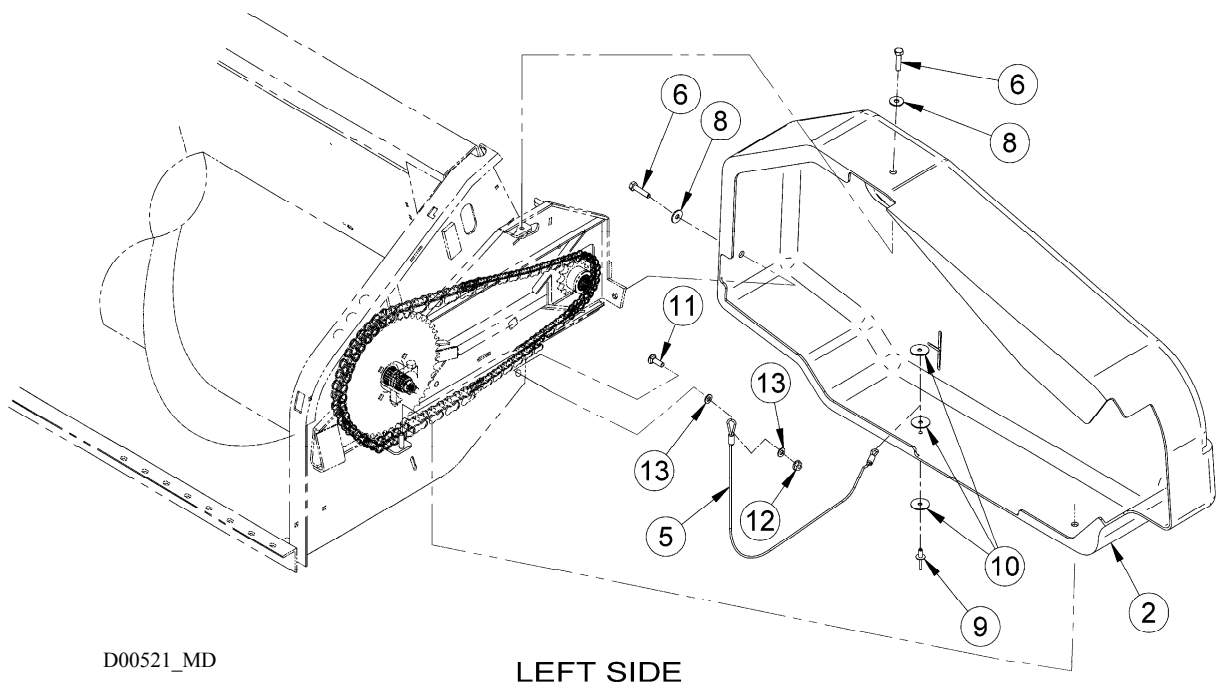
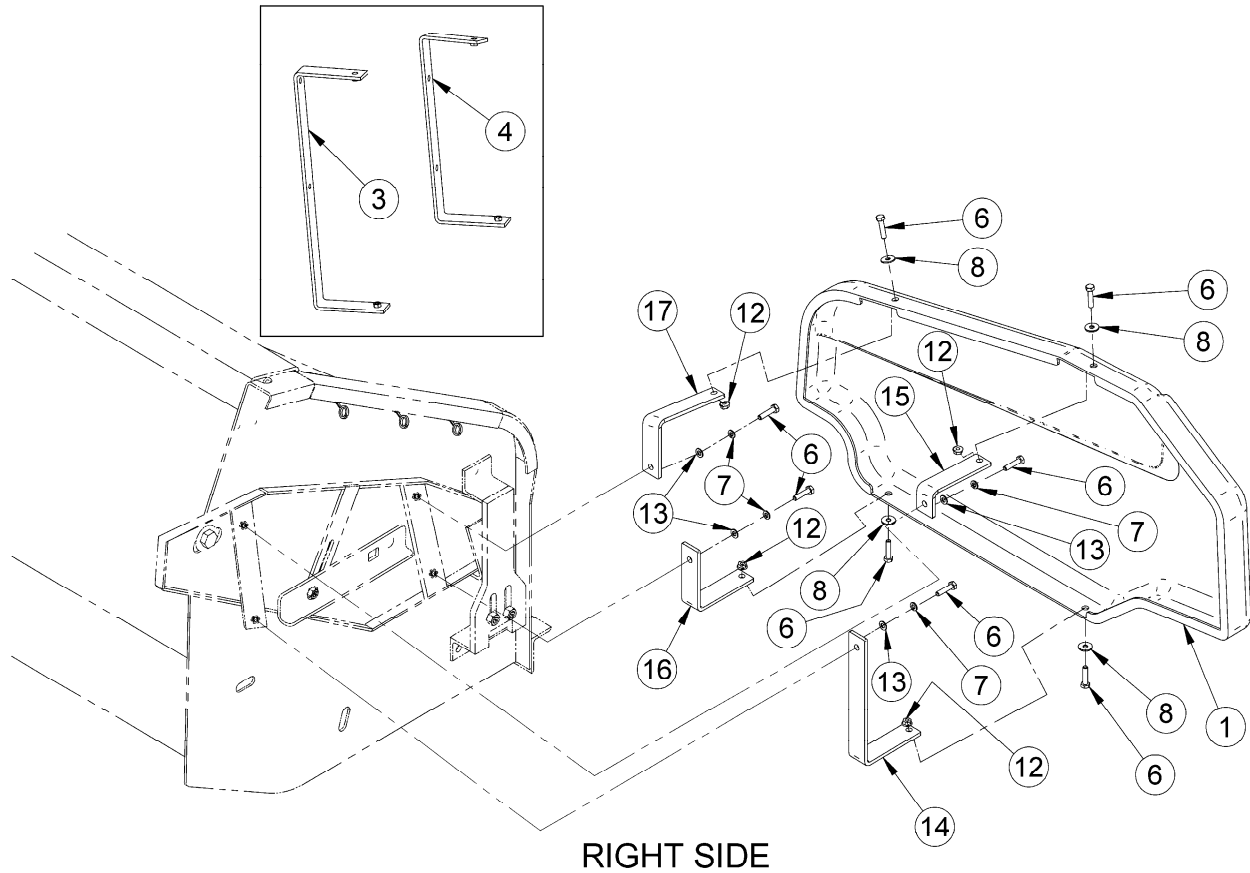
<b>ITEM</b>	<b>QTY</b>	<b>PART NO.</b>	<b>DESCRIPTION</b>
1	1	184474	DRIVESHAFT, 13' HEADER - 50" opening - JD 9550/60 WALKER STS/CTS
2	1	191621	SHIELD, TELESCOPING, OUTER
3	1	191652	SHIELD, TELESCOPING, INNER
4	1	191623	DRIVELINE HALF - HEADER END
5	1	191622	DRIVELINE HALF - COMBINE END
6	2	191165	SHIELD, CONE, 5 RIB
7	2	191233	REINFORCING COLLAR
8	1	191232	SUPPORT, SHIELD
9	2	191138	CHAIN, DRIVE SHAFT SHIELD
10	2	191375	SCREW, SHIELD CONE
11	1	30316	DECAL, ROTATING DRIVELINE
12	1	191099	DECAL, EUROPEAN
13	1	36651	DECAL, MISSING GUARD
14	1	191137	CLUTCH ASSY, 850 Nm
	24	191145	PIN, CLUTCH
	24	191146	SPRING, OUTER
	11	191147	SPRING, INNER
	1	191148	SEAL, BI-DIRECTIONAL
15	1	191251	YOKE, 1 3/8-Z21, QD, W
16	2	184976	PIN, SPRING, 10mm x65mm
17	1	191150	YOKE, SHAFT MOUNT, CLUTCH END, W
18	1	191151	YOKE, SHAFT MOUNT, DRIVE END W
19	2	191231	BUSHING, SHIELD
20	2	191497	KIT, REPAIR, U-JOINT
22	1	191144	KIT, REPAIR, DISCONNECT SLIDE
23	1	191143	KIT, REPAIR, QUICK DISCONNECT
24	1	191503	CE INSTRUCTION MANUAL
25	1	191166	CE MARK DECAL

**DRIVE SHAFT - 184473 13' Header Wide opening - 60"**

<b>ITEM</b>	<b>QTY</b>	<b>PART NO.</b>	<b>DESCRIPTION</b>
1	1	184473	DRIVESHAFT, 13' HEADER - 60" opening - JD 9650/60 WALKER/WTS
2	1	191555	SHIELD, TELESCOPING, OUTER
3	1	191158	SHIELD, TELESCOPING, INNER
4	1	191566	DRIVELINE HALF - HEADER END
5	1	191565	DRIVELINE HALF - COMBINE END
6	2	191165	SHIELD, CONE, 5 RIB
7	2	191233	REINFORCING COLLAR
8	1	191232	SUPPORT, SHIELD
9	2	191138	CHAIN, DRIVE SHAFT SHIELD
10	2	191375	SCREW, SHIELD CONE
11	1	191102	DECAL, ROTATING DRIVELINE, SMALL
12	1	191099	DECAL, EUROPEAN
13	1	36651	DECAL, MISSING GUARD
14	1	191137	CLUTCH ASSY, 850 Nm
	24	191145	PIN, CLUTCH
	24	191146	SPRING, OUTER
	11	191147	SPRING, INNER
	1	191148	SEAL, BI-DIRECTIONAL
15	1	191251	YOKE, 1 3/8-Z21, QD, W
16	2	184976	PIN, SPRING, 10mm x65mm
17	1	NSS	YOKE, SHAFT MOUNT, CLUTCH END, NOT SERVICED - ORDER ITEM 4
18	1	191151	YOKE, SHAFT MOUNT, DRIVE END W
19	2	191231	BUSHING, SHIELD
20	2	191497	KIT, REPAIR, U-JOINT
22	1	191144	KIT, REPAIR, DISCONNECT SLIDE
23	1	191143	KIT, REPAIR, QUICK DISCONNECT
24	1	191503	CE INSTRUCTION MANUAL
25	1	191166	CE MARK DECAL

THIS PAGE INTENTIONALLY LEFT BLANK.

E-23 SECTION E- PW7 HEADER FOR JOHN DEERE / CLAAS-LEXION / AGCO




D00521\_MD

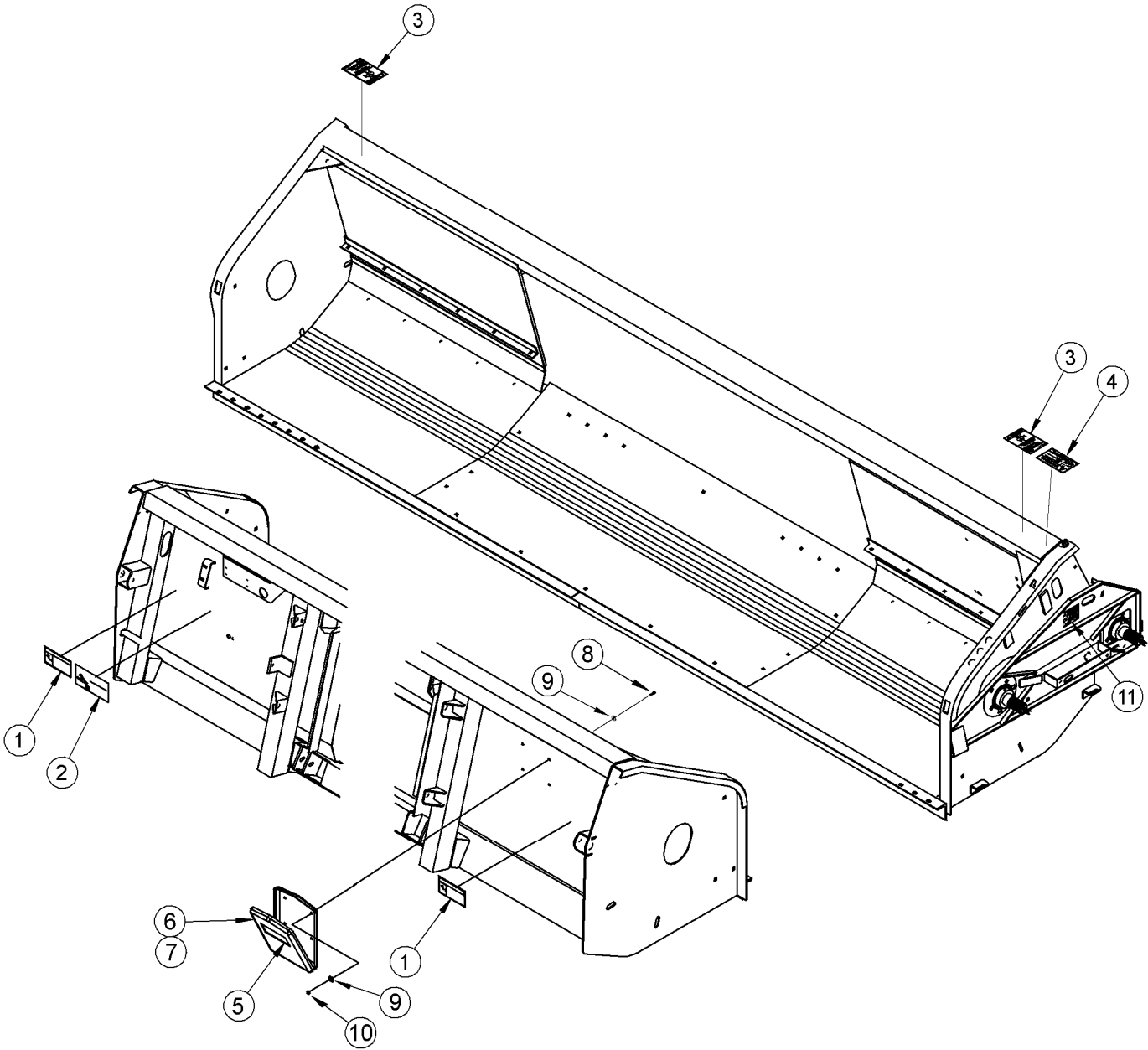
SHIELD ASSEMBLY

**SECTION E- PW7 HEADER FOR JOHN DEERE / CLAAS-LEXION / AGCO E-24**

**SHIELD ASSEMBLY**

<b>ITEM</b>	<b>QTY</b>	<b>PART NO.</b>	<b>DESCRIPTION</b>
1	1	See below	PANEL, RIGHT SIDE
		190730	BLACK, W/ MD PW7 DECAL (ITEM 19)
		182284	CHALLENGER YELLOW (PH13)
		182286	CHALLENGER YELLOW (PH15)
		182211	CLAAS GREY (P420)
		191710	CLAAS GREY (P480)
		182215	CLAAS YELLOW (P514)
		182239	CLAAS YELLOW (P516)
		191723	AGCO GREY, (GLENER)
		182314	AGCO RED, (MASSEY FERGUSON)
2	1	See below	SHIELD ASSEMBLY, LH
		190143	BLACK, W/ MD PW7 DECAL (ITEM 18)
		190176	CHALLENGER YELLOW (PH13)
		190177	CHALLENGER YELLOW (PH15)
		182210	CLAAS GREY (P420)
		191712	CLAAS GREY (P480)
		182214	CLAAS YELLOW (P514)
		190158	CLAAS YELLOW (P516)
		191725	AGCO GREY, (GLENER)
		190175	AGCO RED, (MASSEY FERGUSON)
3	1	182732	BRACKET REAR, SHIELD RH. ASSY - 2007 and Prior
4	1	182731	BRACKET FRONT, SHIELD RH. ASSY - 2007 and Prior
5	1	182105	CABLE, SHIELD ANCHOR
6	10	184652	BOLT, HEX HD, M8 X 1.25 X 25 CL 8.8 ZP
7	4	30716	WASHER, LOCK, M8 ZINC PLATED
8	6	184709	WASHER, FLAT, M8 ZINC PLATED
9	1	184617	RIVET 1/4" X 0.75"
10	3	184571	WASHER, FENDER, ZP
11	1	184648	BOLT, CARRIAGE M8 X 1.25 X 25 ZP
12	5	135337	NUT, M8 X 1.25 SMOOTH FLANGE, SIDE LOCK
13	6	184708	WASHER, FLAT M8 ZINC PLATED
14	1	190837	BRACKET - LOWER REAR
15	1	190836	BRACKET - UPPER REAR
16	1	190835	BRACKET - LOWER FRONT
17	1	190834	BRACKET - UPPER FRONT
18	1	190553	DECAL - MacDon PW7 WITH GREEN ACCENT - L/H
19	1	190554	DECAL - MacDon PW7 WITH GREEN ACCENT - R/H
20	1	190757	DECAL - ACCENT, YELLOW - L/H
		190758	DECAL - ACCENT, YELLOW - R/H
		190761	DECAL - ACCENT, GREY - L/H
		190762	DECAL - ACCENT, GREY - R/H
		<b>191747</b>	<b>DECAL - ACCENT, RED - L/H</b>





D00735\_MD

**HEADER FRAME DECALS & DOCUMENT CASE**

**SECTION E- PW7 HEADER FOR JOHN DEERE / CLAAS-LEXION / AGCO E-26**

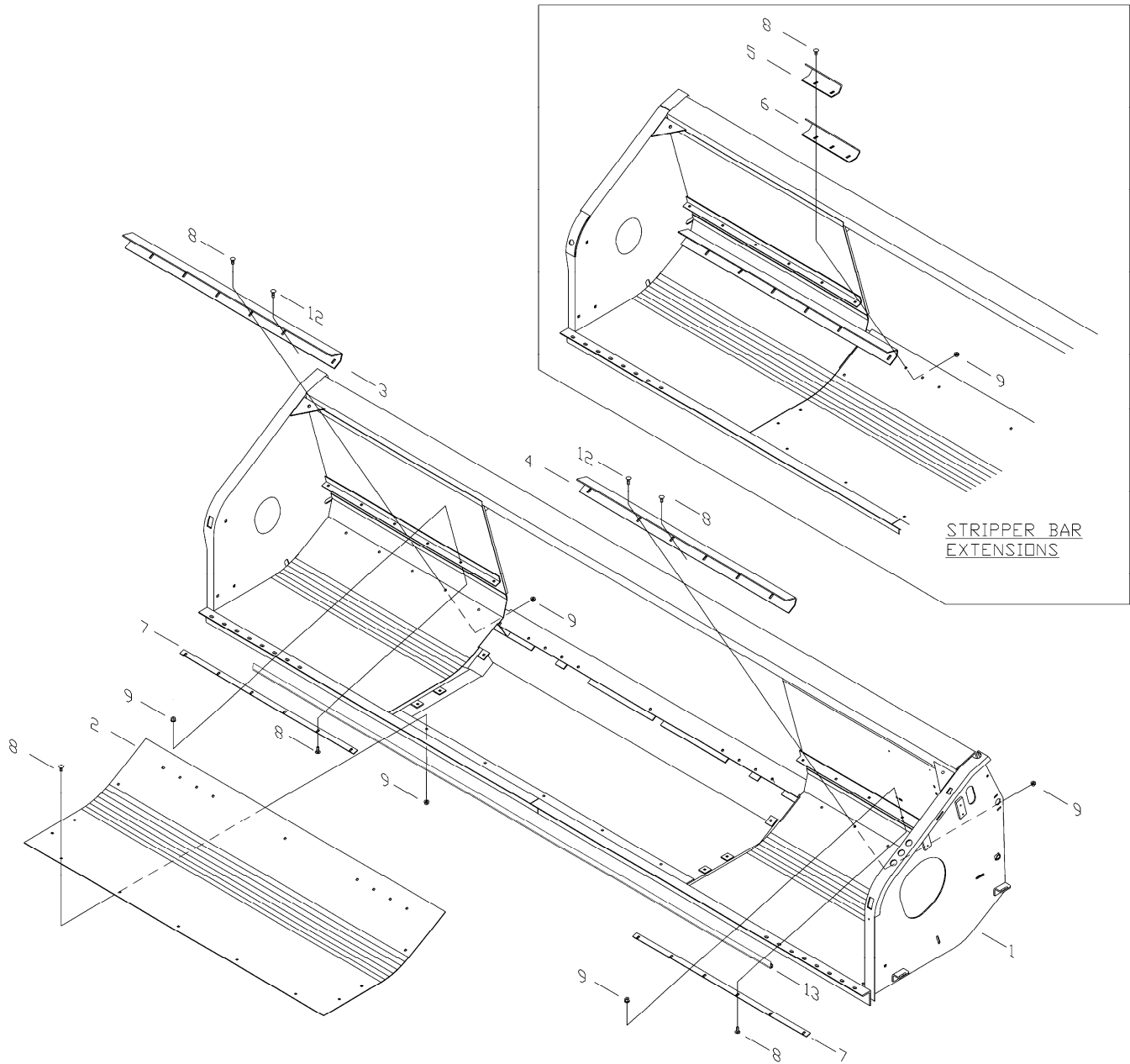
---

**HEADER FRAME DECALS & DOCUMENT CASE**

<b>ITEM</b>	<b>QTY</b>	<b>PART NO.</b>	<b>DESCRIPTION</b>
1	2	184398	DECAL DANGER - HEADER CRUSHING HAZARD - 3-PANEL
	2	184370	DECAL DANGER - HEADER CRUSHING HAZARD - 2-PANEL
2	1	184395	DECAL DANGER - ROTATING DRIVELINE HAZARD - 3-PANEL
	1	184385	DECAL DANGER - ROTATING DRIVELINE HAZARD - 2-PANEL
3	2	184406	DECAL DANGER - AUGER WRAPPING HAZARD - 3-PANEL
	2	191494	DECAL DANGER - AUGER WRAPPING HAZARD - 2-PANEL
4	1	184397	DECAL WARNING - ROTATING DRIVE HAZARD - 3-PANEL
	1	184371	DECAL WARNING - ROTATING DRIVE HAZARD - 2-PANEL
5	1	184390	DECAL WARNING - READ OPERATOR'S MANUAL - 3-PANEL
	1	184372	DECAL WARNING - READ OPERATOR'S MANUAL - 2-PANEL
6	1	118234	BOX, DOCUMENT
7	1	184352	TIE STRAP, 8.5" NYLON W/EYELET
8	4	184646	BOLT, HEX HD, M6 X 1 X 20 CL 8.8 ZP
9	8	184705	M6 FLAT WASHER PLATED
10	4	184685	NUT, NYLOCK M6 X 1 CL8, ZP
11	1	REF	SEE PAGES E5, E6

NOTE: 3-PANEL DECALS : WITH ENGLISH TEXT  
2-PANEL DECALS: NO TEXT

# ***PW7 Header for Case IH & New Holland Combines***

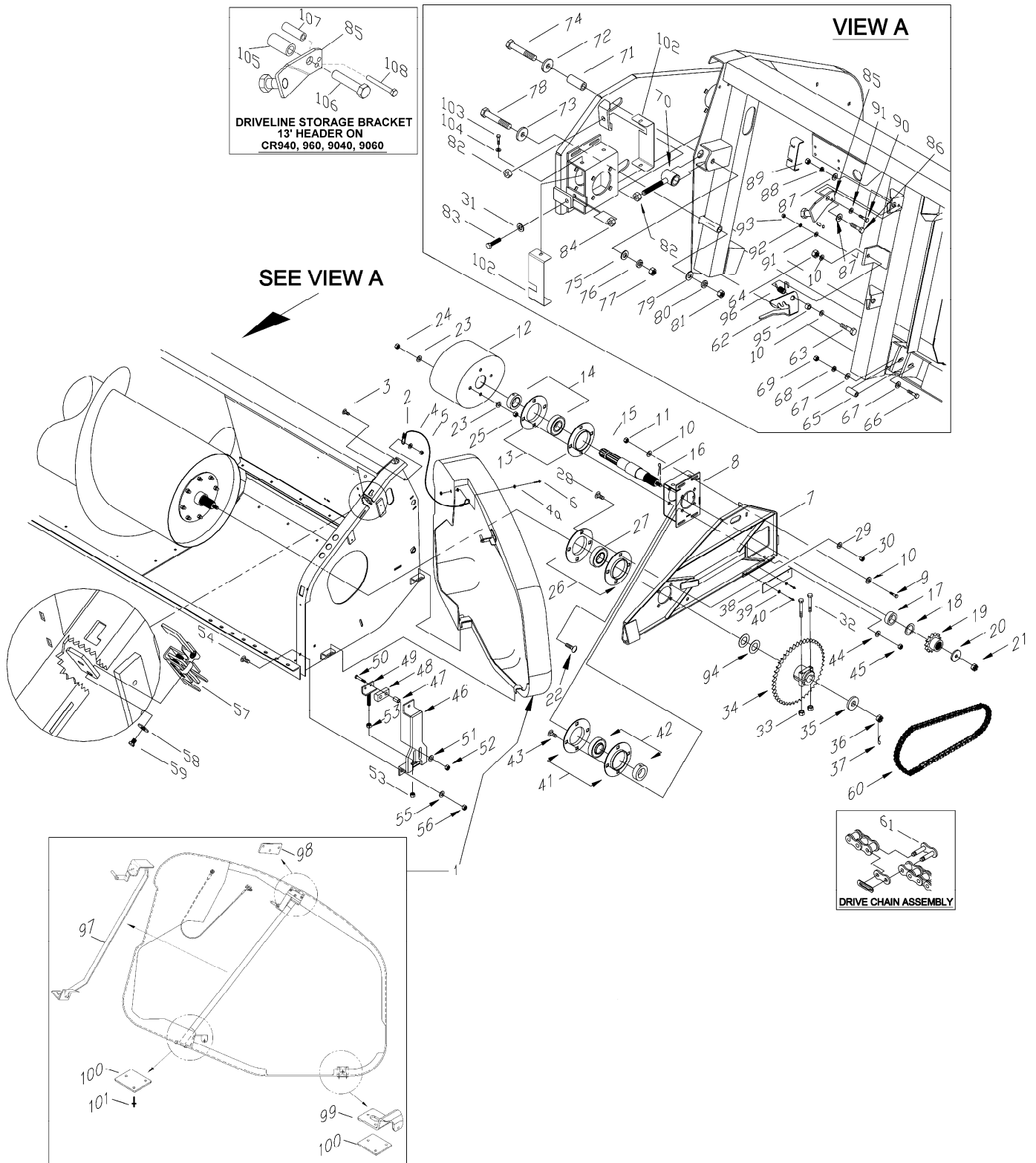


D00251B\_MD\_76C

## **HEADER TABLE**

**HEADER TABLE**

ITEM	QTY 13'/15'	PART No.	DESCRIPTION
1	1	NSS	HEADER FRAME
2	1	191731	BOTTOM SHEET, CENTER - BLACK
3	1	191732	LOWER STRIPPER BAR R.H., 13ft HDR - BLACK
3	1	191734	LOWER STRIPPER BAR R.H., 15ft HDR - BLACK
4	1	191733	LOWER STRIPPER BAR L.H., 13ft HDR - BLACK
4	1	191735	LOWER STRIPPER BAR L.H., 15ft HDR - BLACK
5	1	191736	STRIPPER BAR EXT R.H. AFX & CR970,980,9070,9080 - BLACK
	1	191737	STRIPPER BAR EXT. L.H AFX & CR970,980,9070,9080 - BLACK
6	1	191748	STRIPPER BAR EXT R.H. CR940,960,9040,9060 - BLACK
	1	191749	STRIPPER BAR EXT. L.H. CR940,960,9040,9060 - BLACK
7	2	191582	UPPER STRIPPER BAR, 13ft HDR
7	2	191581	UPPER STRIPPER BAR, 15ft HDR
8	A/R	184648	M8X1.25X25 CARRIAGE BOLT PLATED
9	A/R	135337	M8 X 1.25 HEX FLANGE NUT, DT, CL 8 PL
12	2	190752	BOLT-RHSSN M8 X 1.25 X 30 LG ZP
13	1	181079	TRIM SEAL, 12' SMALL SEED PICKUP ONLY



107 85 108  
105 106  
**DRIVELINE STORAGE BRACKET**  
13' HEADER ON  
CR940, 960, 9040, 9060

**VIEW A**

**SEE VIEW A**

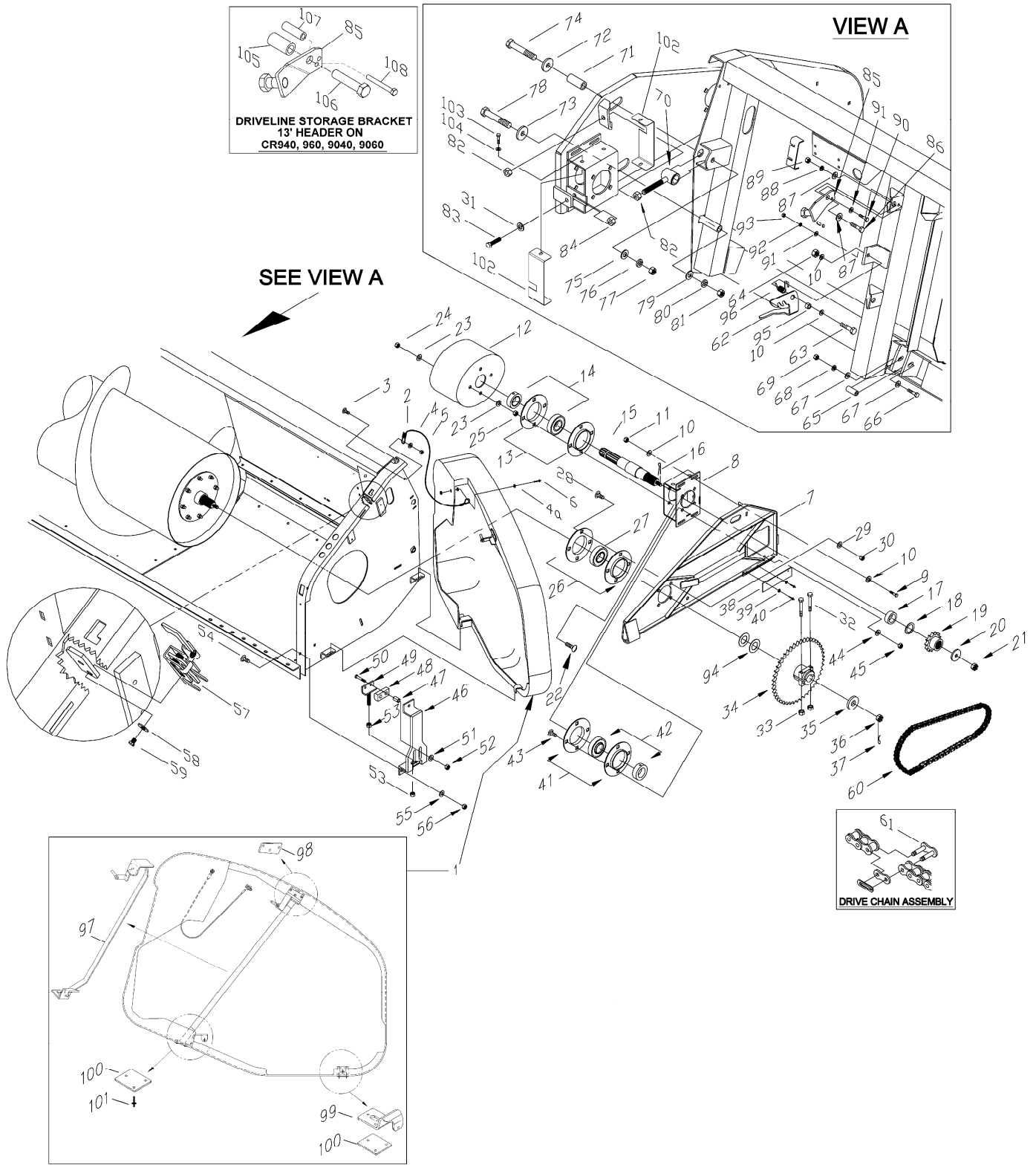
**DRIVE CHAIN ASSEMBLY**

D00480\_MD\_CNH SUPP

**L/H DRIVE ASSEMBLY**

**L/H DRIVE ASSEMBLY**

<b>ITEM</b>	<b>QTY</b>	<b>PART NO.</b>	<b>DESCRIPTION</b>
1	1	191751	SHIELD ASSY - BLACK, with PW7 decal, incl. items 2 to 6 and 97 to 101
	1	190553	DECAL – MacDon PW7, LH
	1	191747	DECAL – ACCENT, RED - FOR CASE AFX
	1	190757	DECAL – ACCENT, YELLOW - FOR NEW HOLLAND CR & CX
2	1	182105	CABLE, SHIELD ANCHOR
3	1	184648	M8X1.25X25 CARRIAGE BOLT PLATED
4	1	184709	M8 FLAT WASHER LARGE O.D. PLATED
4a	3	184706	M6 FLAT WASHER LARGE O.D. PLATED
5	1	184688	M8 X 1.25 NYLOCK NUT, CL6 PL
6	1	184617	RIVET 1/4" X 0.75", ADS88
7	1	191755	AUGER SUPPORT ARM, LH, BLACK, w/DECAL
8	1	190710	DRIVE SHAFT SUPPORT - BLACK
9	4	184667	M12X1.75X30 CARRIAGE BOLT PLATED
10	10	184714	M12 FLAT WASHER PLATED
11	4	184695	M12 X 1.75 NYLOCK NUT CL 6 PL
12	1	182116	CLUTCH SHIELD DRILLED
13	1	184230	PF208-MA 4 BOLT FLANGE PAIR
14	1	184228	AEL208D1 BEARING (40MM BORE)
15	1	182101	HEADER JACK SHAFT
16	1	18606	1/8 X 1 3/4 COTTER PIN, PLATED
17	1	182102	DRIVE SHAFT SPACER, PLATED
18	7	182103	SHIM, SPROCKET ASSY, PLATED
19		182031	14 TOOTH SPROCKET STD
19	1	182034	SPROCKET, #60, 20 TOOTH
19	1	182033	17 TOOTH SPROCKET
20	1	182066	WASHER AUGER PIVOT, PLATED
21	1	184700	NUT M16x2 SLOTTED, CL 8 BLACK
22	4	184668	M12X1.75X45 CARRIAGE BOLT PLATED
23	8	184714	M12 FLAT WASHER PLATED
24	4	184695	M12 X 1.75 NYLOCK NUT CL 6 PL
25	4	184694	M12 X 1.75 HEX NUT CL8 PLATED
26	1	184233	PF209-MA 4 BOLT FLANGE PAIR
27	1	184232	BEARING, CS209LLU 45mm BORE
28	4	184667	M12X1.75X30 CARRIAGE BOLT PLATED
29	4	184714	M12 FLAT WASHER PLATED
30	4	184695	M12 X 1.75 NYLOCK NUT CL 6 PL
31	1	184714	M12 FLAT WASHER PLATED
32	2	184673	BOLT, M12 X 1.75 X 90, GR 10.9
33	2	148645	NUT, LOCK FLANGE, STOVER - M12 x 1.75, ZP
34	1	182112	SPROCKET, #60, 54T
35	1	182115	WASHER, THRUST, PLATED
36	1	151876	NUT 1 1/8" -12 UNF SLOTTED, PL
37	1	135358	5/32 x 2.0 COTTER PIN, PLATED
38	1	182109	FLIPPER
39	3	184701	WASHER, FLAT, 5 mm ZP
40	3	184618	RIVET 3/16" x 0.575 , ADS 66L
41	1	184230	PF208-MA 4 BOLT FLANGE PAIR
42	1	184228	AEL208D1 BEARING (40MM BORE)
43	4	184667	M12X1.75X30 CARRIAGE BOLT PLATED
44	4	184714	M12 FLAT WASHER PLATED
45	4	184695	M12 X 1.75 NYLOCK NUT CL 6 PL
46	1	190059	ARM GUIDE
47	2	182087	SPACER BUSHING, PLATED
48	1	182028	RUBBER STOPPER
49	1	182000	LOWER LIMIT ADJUSTER, PLATED
50	2	184664	BOLT HEX HD. M10x1.5x60 CL 8.8
51	2	184712	WASHER FLAT 10mm ID LARGE O.D.
52	2	184692	M10 X 1.5 NYLOCK NUT CL6 PL
53	2	184699	M16 X 2 HEX NUT, CL 8 PLATED
54	3	184662	M10X1.5X30 CARRIAGE BOLT PLATED

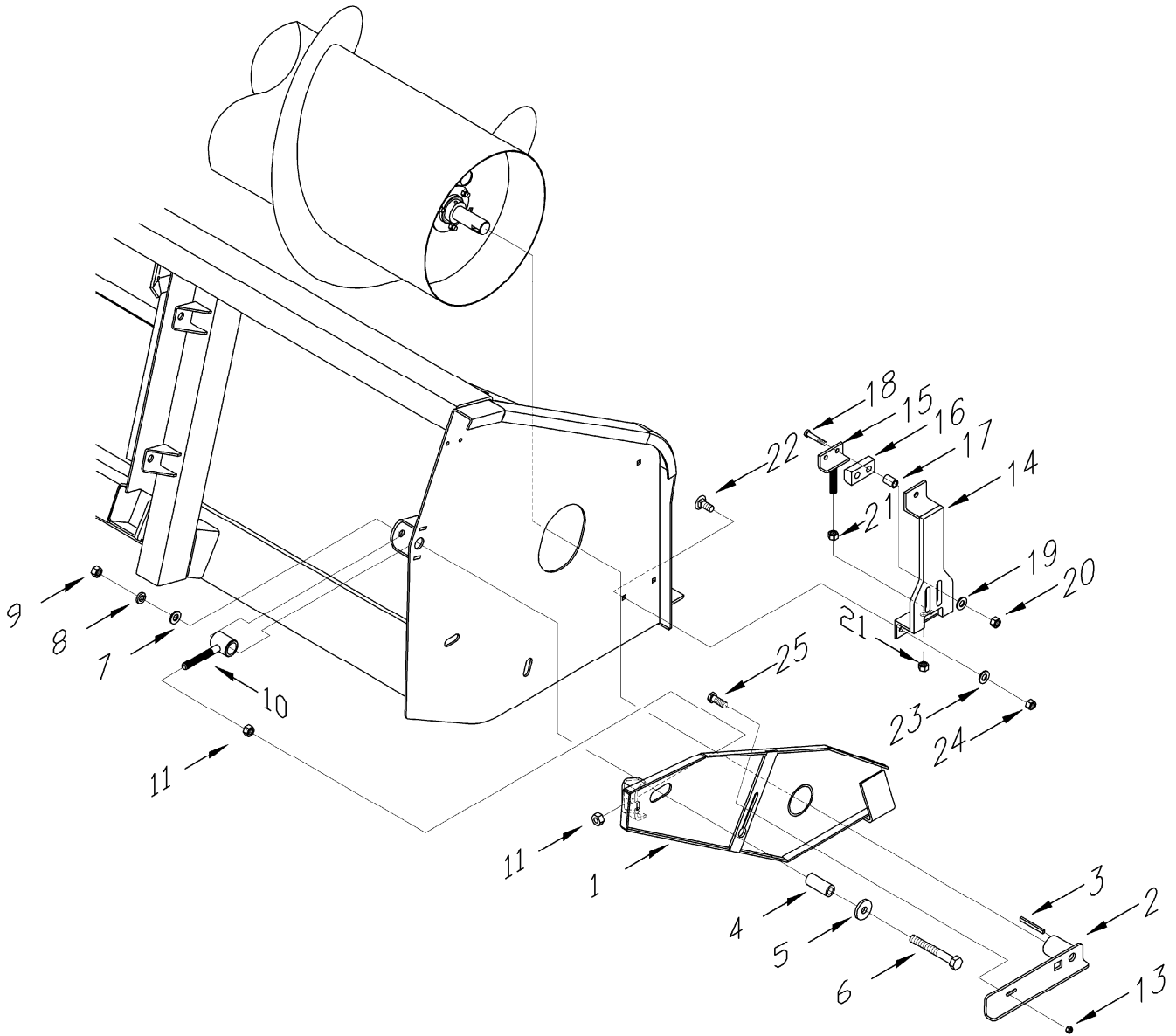


D00480\_MD\_CNH SUPP

L/H DRIVE ASSEMBLY

L/H. DRIVE ASSEMBLY (CONT'D)

ITEM	QTY	PART NO.	DESCRIPTION
55	3	184711	M10 FLAT WASHER PLATED
56	3	184692	M10 X 1.5 NYLOCK NUT CL6 PL
57	1	182120	ROTARY LOCK, LEVER OPERATED
58	1	18635	1/4 LOCKWASHER, PLATED
59	2	21573	1/4 X 1 NC BOLT
55	3	184711	M10 FLAT WASHER PLATED
60	1	182149	AUGER DRIVE CHAIN FOR 14 T SPROCKET (#60H-USA 101 LINKS)
60	1	41662	AUGER DRIVE CHAIN 17 & 20 T SPROCKET (#60H-USA 103 LINKS)
61	1	16659	CONN. LINK DRIVES INC #60H-USA
62	1	197297	LATCH, BLACK
63	1	184675	BOLT M12x1.75x70 HEX HD CL8.8
64	1	184695	M12 X 1.75 NYLOCK NUT CL 6 PL
65	2	182139	LOCKING BUSHING, PLATED
66	2	184672	BOLT, M12X1.75X100, CI 10.9
67	4	184714	M12 FLAT WASHER PLATED
68	2	30633	M12 LOCK WASHER PLATED
69	2	184694	M12 X 1.75 HEX NUT CL8 PLATED
70	1	182063	EYE BOLT, PLATED
71	1	182064	SPACER, AUGER PIVOT, PLATED
72	1	182066	WASHER AUGER PIVOT, PLATED
73	1	182067	WASHER, THRUST, PLATED
74	1	184679	M16X2X110 HX HD BOLT PLT G10.9
75	1	184717	M16 FLAT WASHER PLATED
76	1	135492	M16 LOCK WASHER PLATED
77	1	184699	M16 X 2 HEX NUT, CL 8 PLATED
78	1	184677	M16X2X140 HX HD BOLT PLATED G8.8
79	1	184717	M16 FLAT WASHER PLATED
80	1	135492	M16 LOCK WASHER PLATED
81	1	184699	M16 X 2 HEX NUT, CL 8 PLATED
82	2	184699	M16 X 2 HEX NUT, CL 8 PLATED
83	1	184674	BOLT M12x1.75x80 CI 8.8,
84	1	184696	NUT M12x1.75 JAM CL04 PL
85	1	191744	BRACKET, DRIVE SHAFT, BLACK
86	1	184681	M16X2X50 HX HD BOLT CI 8.8 PL
87	2	184717	M16 FLAT WASHER PLATED
88	1	135492	M16 LOCK WASHER PLATED
89	1	184699	M16 X 2 HEX NUT, CL 8 PLATED
90	1	184650	BOLT M8x1.25x40 CLASS 8.8
91	2	184708	M8 FLAT WASHER PLATED
92	1	30716	M8 LOCK WASHER PLATED
93	1	184687	M8 X 1.25 HEX NUT, CL 8 PLATED
94	2	182138	SHIM, PLATED
95	1	182154	BUSHING, LATCH J SER CNH HDR
96	1	182152	SPRING, SECONDARY LATCH CNH
97	1	191742	SUPPORT WELDMENT-SHIELD, BLACK
98	1	191739	PLATE- BLACK
99	1	191738	BRACKET- BLACK
100	2	191740	PLATE- BLACK
101	9	184616	RIVET-ALUMINUM
102	2	190720	SHIELD - BLACK
103	4	184652	BOLT-HH M8 X 1.25 X 25 LG ZN
104	4	184579	WASHER-CONICAL SPRING M8A
105	1	172470	SPACER – 16 mm I.D.
106	1	181511	BOLT – HEX HEAD, M16 x 75 mm LONG
107	1	181510	SPACER – 9.5 mm I.D.
108	1	184656	BOLT – HEX HEAD, M8 x 70 mm LONG

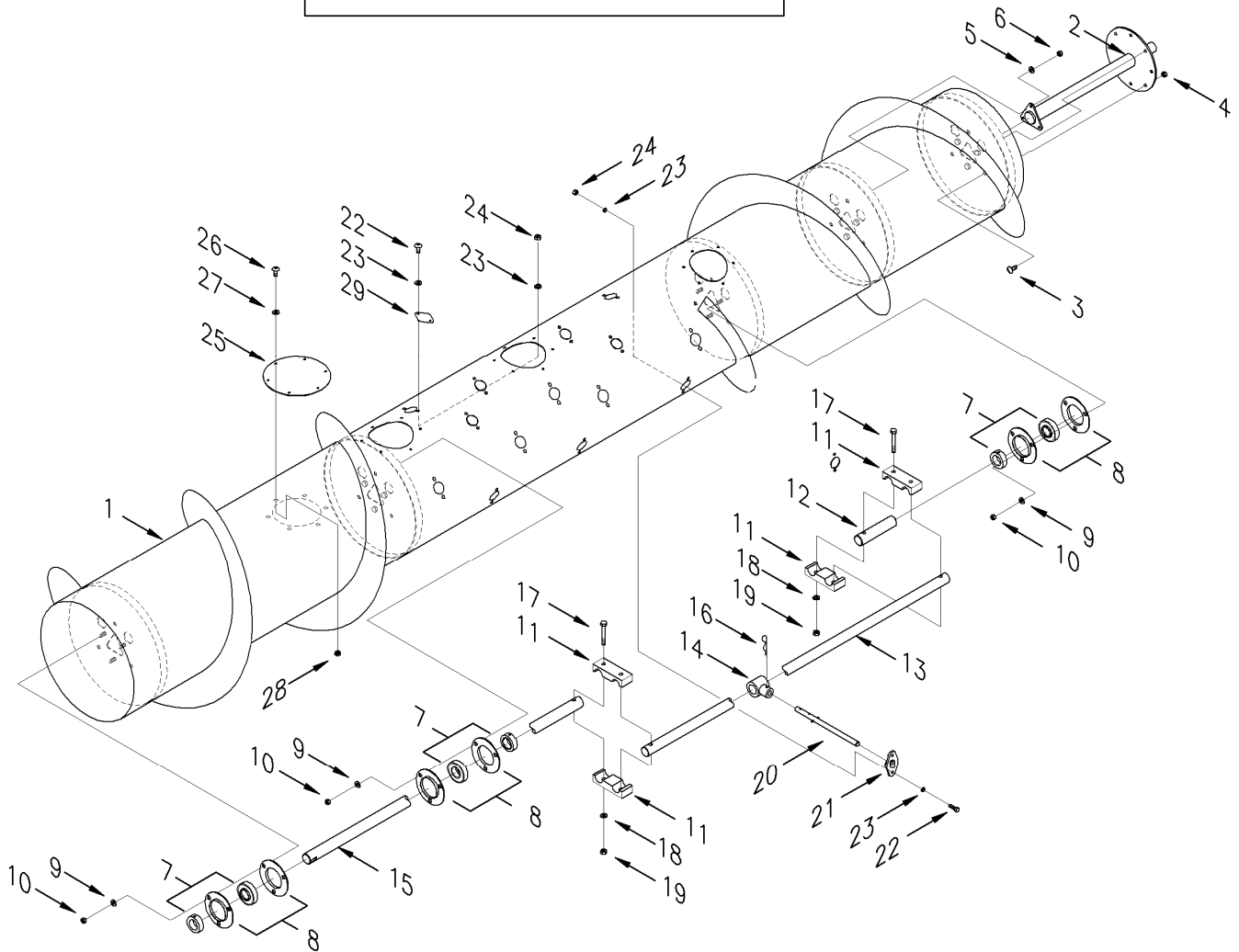
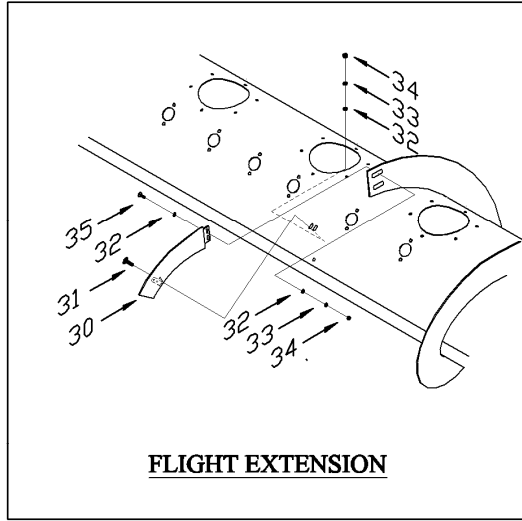


D00253B

**R.H. ASSEMBLY**

**R.H. ASSEMBLY**

ITEM	QTY	PART NO.	DESCRIPTION
1	1	190692	AUGER SUPPORT ARM, RH (BLACK)
2	1	190665	FINGER CRANK LEVER
3	1	182042	METRIC KEY, 8 X 10 X 60
4	1	182064	SPACER, AUGER PIVOT, PLATED
5	1	182066	WASHER AUGER PIVOT, PLATED
6	1	184679	M16X2X110 HX HD BOLT PLATED G10.9
7	1	184717	M16 FLAT WASHER PLATED
8	1	135492	M16 LOCK WASHER PLATED
9	1	184699	M16 X 2 HEX NUT, CL 8 PLATED
10	1	182063	EYE BOLT, PLATED
11	2	184699	M16 X 2 HEX NUT, CL 8 PLATED
13	1	50101	NUT M10x1.5 FLG TOP-LOCK CL10 P
14	1	190059	ARM GUIDE
15	1	182000	LOWER LIMIT ADJUSTER, PLATED
16	1	182028	RUBBER STOPPER
17	2	182087	SPACER BUSHING, PLATED
18	2	184664	BOLT HEX HD. M10x1.5x60 CL 8.8
19	2	184712	WASHER FLAT 10mm ID LARGE O.D.
20	2	184692	M10 X 1.5 NYLOCK NUT CL6 PL
21	2	184699	M16 X 2 HEX NUT, CL 8 PLATED
22	3	184662	M10X1.5X30 CARRIAGE BOLT PLATED
23	3	184711	M10 FLAT WASHER PLATED
24	3	184692	M10 X 1.5 NYLOCK NUT CL6 PL
25	1	184665	BOLT M10x1.5x30 FLANGE HEX HD

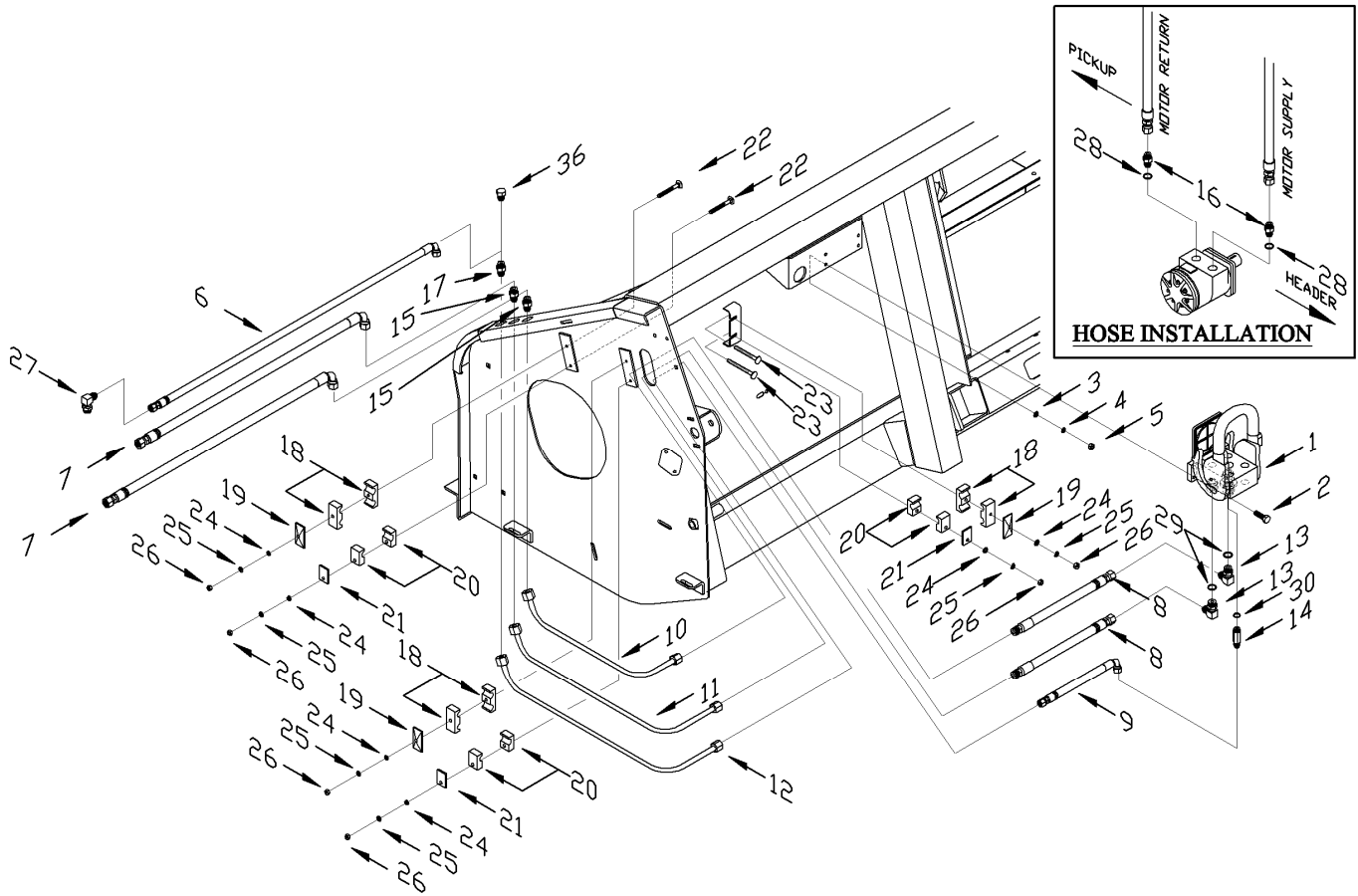


D00751

**AUGER ASSEMBLY**

**AUGER ASSEMBLY**

ITEM	QTY	PART NO.	DESCRIPTION
1	1	190702	AUGER WELDMENT, 13FT
1	1	190701	AUGER WELDMENT, 15FT
2	1	182111	SHAFT ASSY, AUGER DRIVE
3	8	184671	M12x1.75x30mm HX HD BLT GR10.9
4	8	148645	NUT, LOCK FLANGE, STOVER, M12 x 1.75 ZP
5	3	184711	M10 FLAT WASHER PLATED
6	3	184692	M10 X 1.5 NYLOCK NUT CL6 PL
7	3	21936	UEL207-106D1 BRG (1 3/8" BORE)
8	3	184231	PF207-MA 3 BOLT FLANGE PAIR
9	9	184711	M10 FLAT WASHER PLATED
10	9	184692	M10 X 1.5 NYLOCK NUT CL6 PL
11	4	182005	CLAMP, FINGER SUPPORT, EA
12	1	182029	AUGER STUB SHAFT
13	1	182024	SHAFT, FINGER SUPPORT
14	22	182051	AUGER FINGER HOLDER BORED
15	1	182088	AUGER CRANK SHAFT, 13ft HDR
15	1	182168	AUGER CRANK SHAFT, 15ft HDR
16	18 *	123180	PIN HITCH 3/16 W,.87-1.25 SHFT
17	4	184659	M10X1.5X75 HEX HD BLT PLT G8.8
18	4	184711	M10 FLAT WASHER PLATED
19	4	184692	M10 X 1.5 NYLOCK NUT CL6 PL
20	18 *	182007	AUGER FINGER C/W SPRING PIN
21	18 *	184348	AUGER FINGER GUIDE
22	A/R	184646	M6X1X20 HEX HD BLT
23	A/R	184706	M6 FLAT WASHER LARGE O.D. PLATED
24	A/R	184685	M6 X 1 NYLOCK NUT, CL8, PLATED
25	5	190723	HAND-HOLE COVER (BLACK)
26	44	184646	M6X1X20 HEX HD BLT
27	30	30631	M6 LOCK WASHER PLATED
28	30	184684	M6 X 1 ANCHOR NUT, CL 6 PLATED
29	6 **	182089	FINGER HOLE COVER
30	1	190693	AUGER FLIGHT EXT, LH – AFX & CR970,980,9070,9080 - BLACK
30	1	190694	AUGER FLIGHT EXT, RH– AFX & CR970,980,9070,9080 - BLACK
30	1	190697	AUGER FLIGHT EXT, LH – CX - BLACK
30	1	190695	AUGER FLIGHT EXT, RH – CX - BLACK
30	1	190700	AUGER FLIGHT EXT, LH – CR940,960,9040,9060 - BLACK
30	1	190699	AUGER FLIGHT EXT, RH – CR940,960,9040,9060 - BLACK
31	A/R	184648	M8X1.25X25 CARRIAGE BOLT PLATED
32	A/R	184708	M8 FLAT WASHER PLATED
33	A/R	30716	M8 LOCK WASHER PLATED
34	A/R	184687	M8 X 1.25 HEX NUT, CL 8 PLATED
35	4	184649	M8X25 BTN HD SCTCAP SCRW G10.9
	*	NOTE	Add 2 for AFX & CR970,980,9070,9080 Add 6 for CX
	**	NOTE	Add 6 for CR940,960,9040,9060 Add 4 for AFX & CR970,980,9070,9080

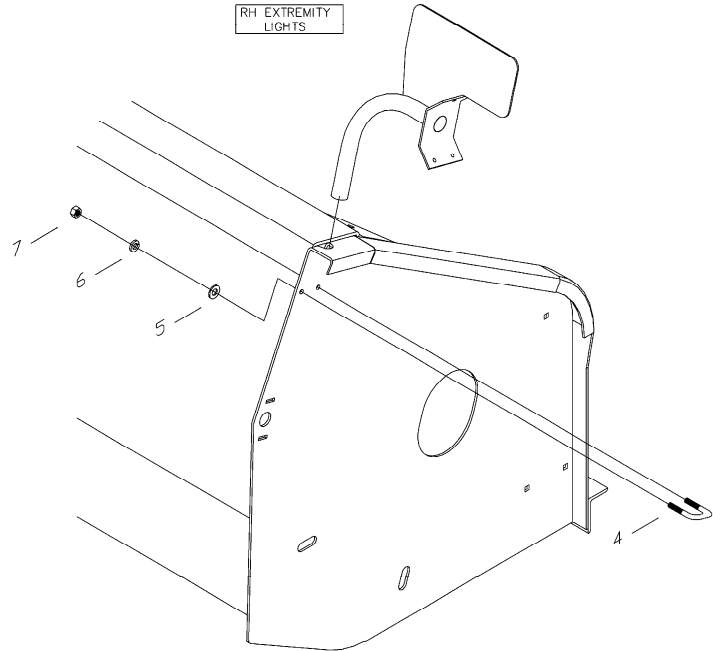
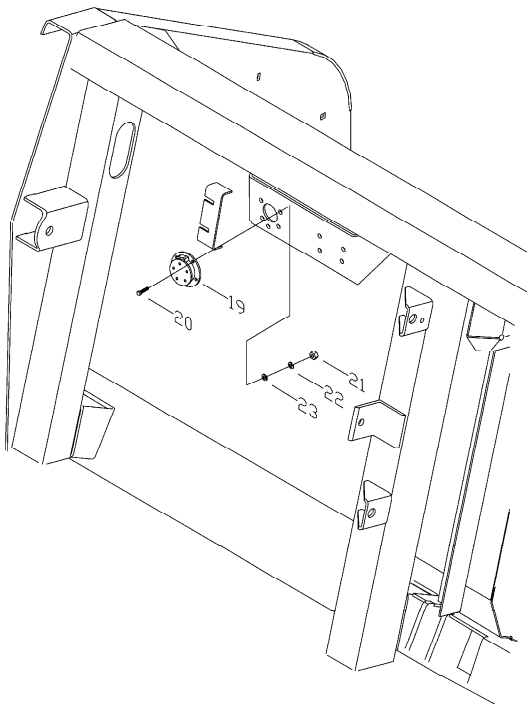
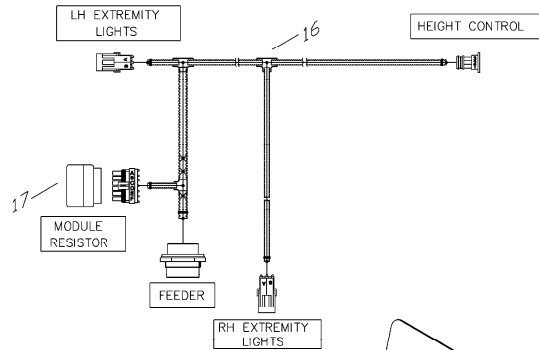
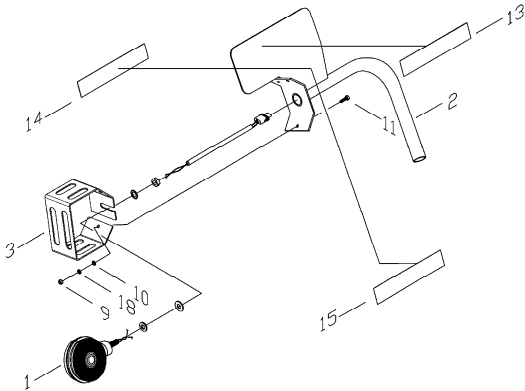
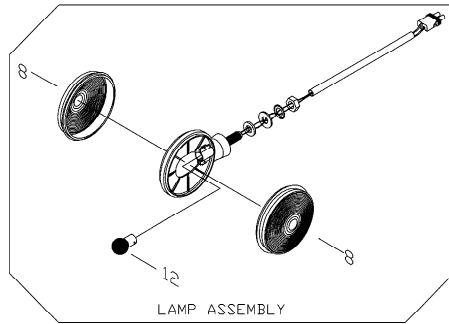


D00256B

**HEADER HYDRAULICS**

**HEADER HYDRAULICS**

ITEM	QTY	PART NO.	DESCRIPTION
1	1	184456	QUICK RELEASE COUPLING CNH
2	4	184651	SCREW, M8x1.25x20, SOCKET CAP
3	4	184708	M8 FLAT WASHER PLATED
4	4	30716	M8 LOCK WASHER PLATED
5	4	184687	M8 X 1.25 HEX NUT, CL 8 PLATED
6	1	182082	HOSE, HYD. HOLD-DOWN
7	2	182132	HOSE, HEADER-PICKUP (SwathMaster units)
	2	182083	HOSE, HEADER-PICKUP (Rake-Up units)
8	2	182084	HOSE, INTERMEDIATE
9	1	182085	HOSE, HOLD-DOWN INTERMEDIATE
10	1	182079	TUBING, MOTOR SUPPLY, 13ft HDR
10	1	182165	TUBING, MOTOR SUPPLY, 15ft HDR
11	1	182080	TUBING, MOTOR RETURN, 13ft HDR
11	1	182166	TUBING, MOTOR RETURN, 15ft HDR
12	1	182081	TUBING, HOLD-DOWN, 13ft HDR
12	1	182167	TUBING, HOLD-DOWN, 15ft HDR
13	2	21076	ADAPTER, ELBOW #8ORB M x #8 JIC M
14	1	184271	ADAPTER, #6 ORB M x #6 JIC M
15	2	30846	UNION, #8 JIC, 8-8S
16	2	21881	ADAPTER, ORB TO JIC, 10-8S
17	1	30375	UNION, SAE070101, 6-6S
18	3	184302	TUBE CLAMP STAUFF 2127/127D PP
19	3	184303	CLAMP COVER PLATE STAUFF GD-2D
20	3	184304	TUBE CLAMP, STAUFF 1095 PP
21	3	184305	CLAMP COVER PLATE STAUFF DP1
22	4	184645	BOLT, CARRIAGE M6 X 1 X 60
23	2	184644	M6 X 1 X 50mm, CARRIAGE BOLT
24	6	184706	M6 FLAT WASHER LARGE O.D. PLATED
25	6	30631	M6 LOCK WASHER PLATED
26	6	184683	M6 X 1 HEX NUT, CL 8 PLATED
27	1	30282	#6 MORB X #6 MJIC, ELBOW
28	2	44210	O-RING, SAE 10-1
29	2	44209	O-RING, SAE 8-1
30	1	50219	O-RING, SAE 6-1
36	1	50178	#6MJIC PLUG, (SAE 070109, -6S)

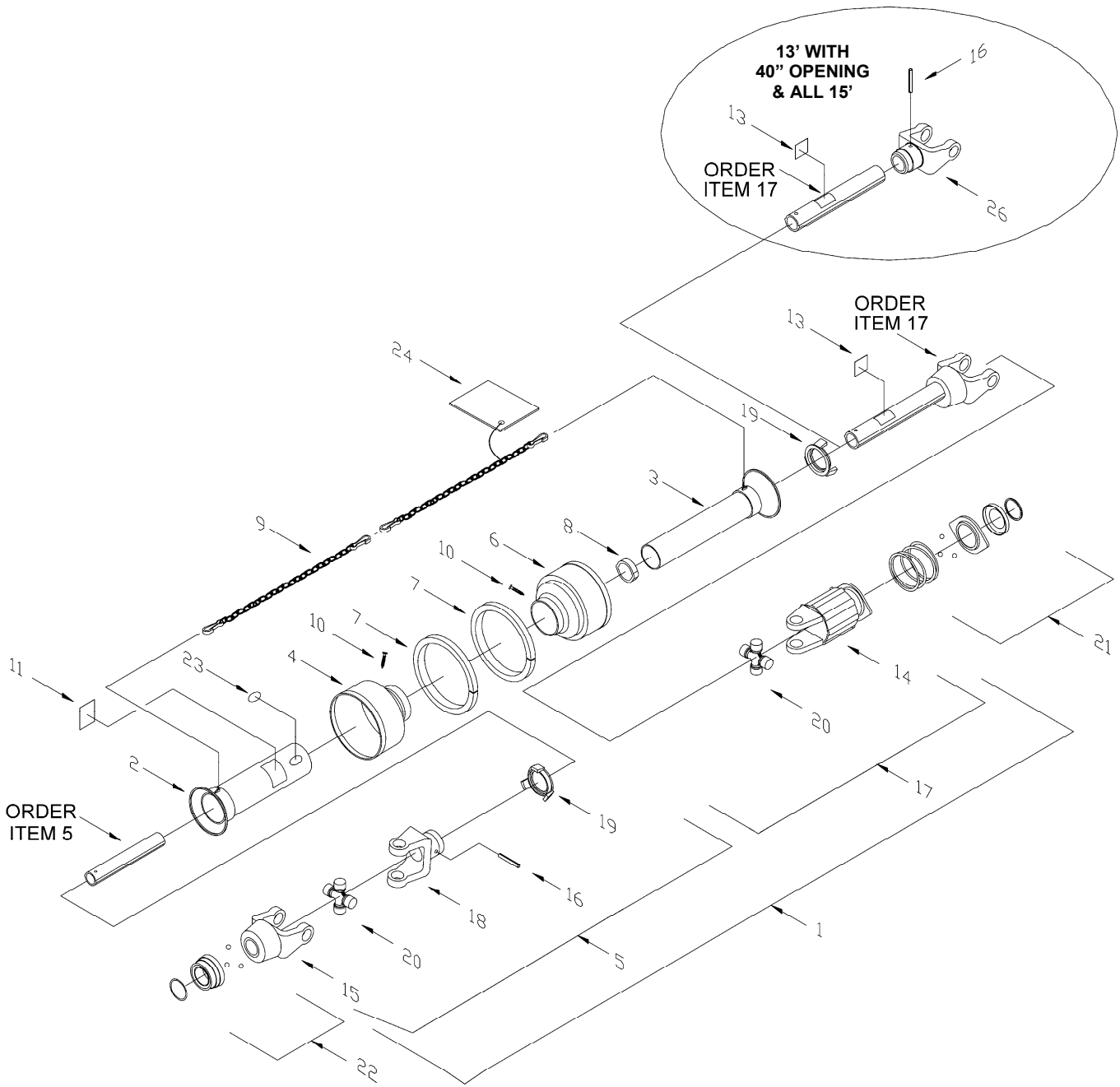


D00255B\_MD

**ELECTRICAL / LIGHTING**

**ELECTRICAL / LIGHTING**

<b>ITEM</b>	<b>QTY</b>	<b>PART NO.</b>	<b>DESCRIPTION</b>
1	2	182078	LAMP ASSEMBLY
2	1	190061	LIGHT BRACKET, LH, w/DECALS
	1	190070	LIGHT BRACKET, RH, w/DECALS
3	2	190744	EXTREMITY LIGHT SHIELD - BLACK
4	2	184344	U-BOLT, M8X1.25 W=37MM LL=55MM
5	4	184708	M8 FLAT WASHER PLATED
6	4	30716	M8 LOCK WASHER PLATED
7	4	184687	M8 X 1.25 HEX NUT, CL 8 PLATED
8	4	191121	AMBER WARNING LIGHT LENS ONLY
9	6	184683	M6 X 1 HEX NUT, CL 8 PLATED
10	6	184705	M6 FLAT WASHER PLATED
11	6	184642	BOLTM6x1x16 HEX HD CI 8.8 PL
12	2	191123	BULB, 12V-21W SINGLE FILAMENT
13	2	115147	DECAL, RED REFLECTIVE
14	2	115146	DECAL, YELLOW REFLECTIVE
15	2	115145	DECAL ORANGE VISIBILITY
16	1	182137	WIRING HARNESS, 13ft CNH HEADER
16	1	182170	WIRING HARNESS, 15ft CNH HEADER
17	1	153933	HEADER RECOGNITION MODULE
18	6	30631	M6 LOCK WASHER PLATED
19	1	133277	DUST CAP, HD BOX SERIES
20	5	184640	BOLT M5 X O.8x20 GR. 8.8 PL.
21	5	184682	NUT M5x0.8, Gr A, PLATED
22	5	184703	WASHER LOCK DIA 5mm REGULAR PL
23	5	184701	WASHER, 5mm STD FLAT Gr A PL

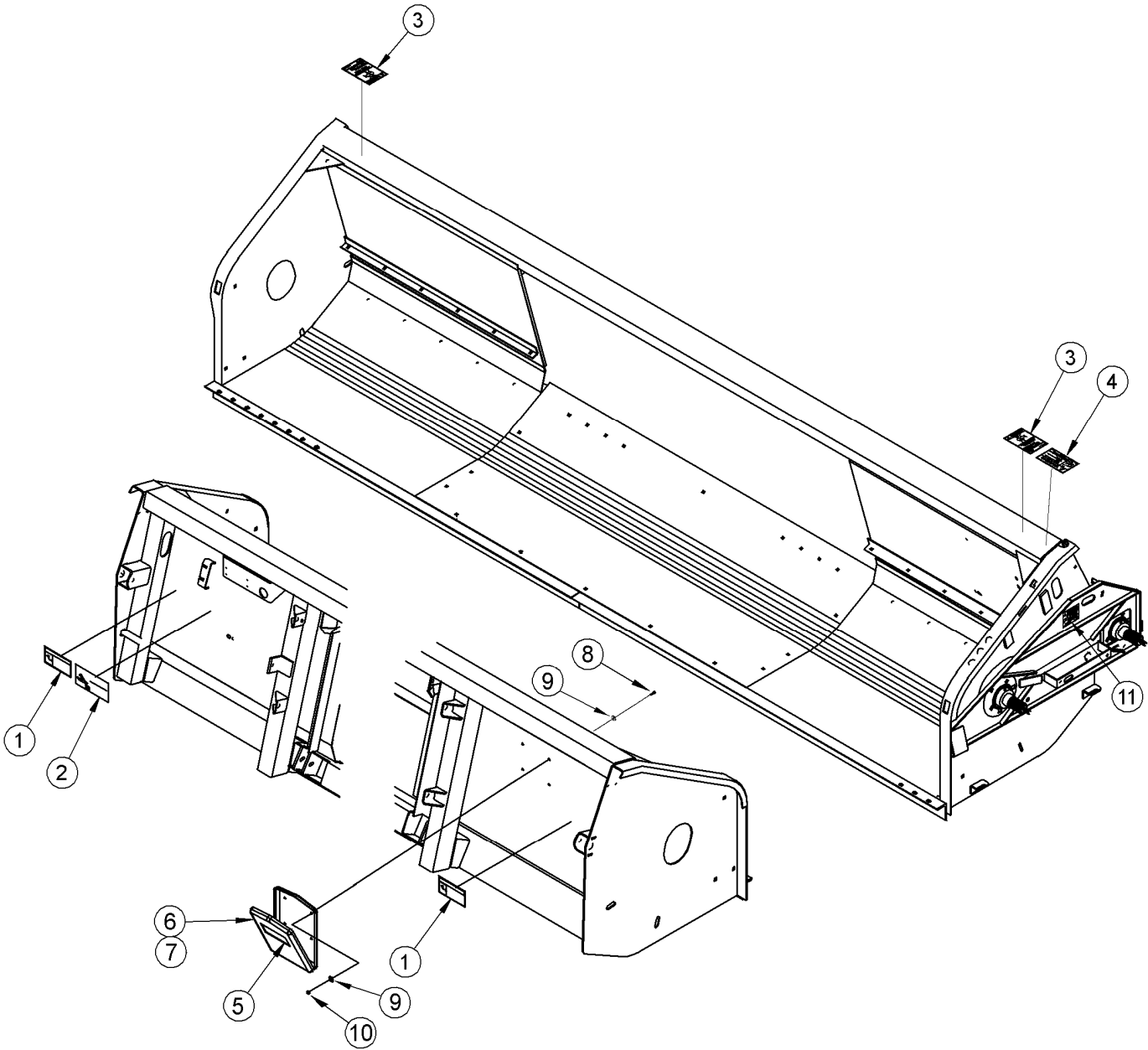


D00474A\_MD

**DRIVE SHAFT**

**DRIVE SHAFT**

ITEM	QTY	PART NO.	DESCRIPTION
1	1	184470	DRIVE SHAFT 13ft HDR; 40" Opening
1	1	184471	DRIVE SHAFT 13ft HDR; 50"/60" Opening
1	1	184472	DRIVE SHAFT 15ft HDR, All widths
2	1	191553	TELESCOPING SHIELD, OUTER 13ft HDR 40" Opening
2	1	191554	TELESCOPING SHIELD, OUTER, 13ft HDR 50"/60" Opening
2	1	191572	TELESCOPING SHIELD, OUTER, 15ft HDR All Widths
3	1	191160	TELESCOPING SHIELD, INNER, 13ft HDR 40" Opening
3	1	191179	TEL SHIELD, INNER, CNH 13J, 13ft HDR 50"/60" Opening
3	1	191189	TELESCOPING SHIELD, INNER, 15t HDR All Widths
4	1	191177	SHIELD CONE, 7 RIB
5	1	191558	DRIVELINE HALF, COMBINE END, 13' HDR 40" Opening
5	1	191561	DRIVELINE HALF, COMBINE END, 13ft HDR 50"/60" Opening
5	1	191563	DRIVELINE HALF, COMBINE END, 15ft HDR All Widths
6	1	191165	SHIELD CONE 5 RIB BLACK
7	2	191233	REINFORCING COLLAR
8	1	191232	SUPPORT BEARING
9	2	191138	CHAIN, DRIVE SHAFT SHIELD
10	2	191375	SCREW SHIELD CONE
11	1	30316	DECAL, ROTATING DRIVELINE
13	1	36651	DECAL, MISSING GUARD
14	1	191137	CLUTCH ASSY, 850 Nm
	24	191145	CLUTCH PIN
	24	191146	OUTER SPRING
	11	191147	INNER SPRING
	1	191148	BI-DIRECTIONAL SEAL
15	1	191250	YOKE, 1 3/8-Z6, QD, W
16	2	184976	SPRING PIN, 10mm x65mm
17	1	191560	DRIVELINE HALF, HEADER END, 13 ft HDR 40" Opening
17	1	191562	DRIVELINE HALF, HEADER END, 13 ft HDR 50"/60" Opening
17	1	191564	DRIVELINE HALF, HEADER END, 15 ft HDR All Widths
18	1	191151	YOKE, SHAFT MOUNT, DRIVE END W SHAFT
19	2	191231	SHIELD BEARING
20	2	191497	U-JOINT CROSS REPAIR KIT
21	1	191143	REPAIR KIT, QUICK DISCONNECT
22	1	191144	REPAIR KIT, DISCONNECT SLIDE
23	1	191166	CE MARK DECAL
24	1	191503	CE INSTRUCTION MANUAL
26	1	191150	YOKE, SHAFT MOUNT, CLUTCH END, W SHAFT
			Note: 15ft HDR / 13 Ft HDR 40" Opening
NOT SHOWN:	1	191188	GREASE ZERK



D00735\_MD

**HEADER FRAME DECALS & DOCUMENT CASE**

**HEADER FRAME DECALS & DOCUMENT CASE**

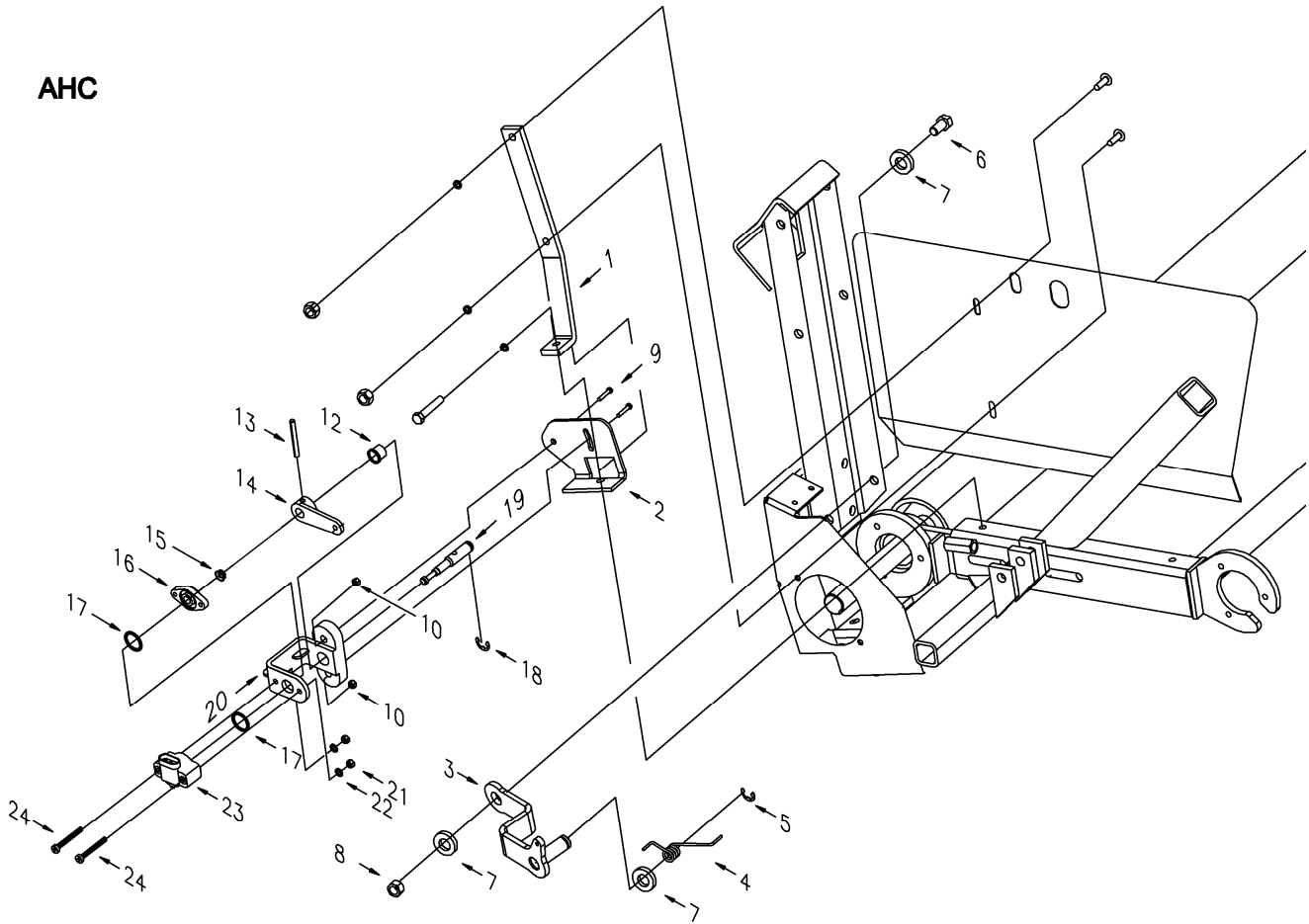
ITEM	QTY	PART NO.	DESCRIPTION
1	2	184398	DECAL DANGER - HEADER CRUSHING HAZARD - 3-PANEL
	2	184370	DECAL DANGER - HEADER CRUSHING HAZARD - 2-PANEL
2	1	184395	DECAL DANGER - ROTATING DRIVELINE HAZARD - 3-PANEL
	1	184385	DECAL DANGER - ROTATING DRIVELINE HAZARD - 2-PANEL
3	2	184406	DECAL DANGER - AUGER WRAPPING HAZARD - 3-PANEL
	2	191494	DECAL DANGER - AUGER WRAPPING HAZARD - 2-PANEL
4	1	184397	DECAL WARNING - ROTATING DRIVE HAZARD - 3-PANEL
	1	184371	DECAL WARNING - ROTATING DRIVE HAZARD - 2-PANEL
5	1	184390	DECAL WARNING - READ OPERATOR'S MANUAL - 3-PANEL
	1	184372	DECAL WARNING - READ OPERATOR'S MANUAL - 2-PANEL
6	1	118234	BOX, DOCUMENT
7	1	184352	TIE STRAP, 8.5" NYLON W/EYELET
8	4	184646	BOLT, HEX HD, M6 X 1 X 20 CL 8.8 ZP
9	8	184705	M6 FLAT WASHER PLATED
10	4	184685	NUT, NYLOCK M6 X 1 CL8, ZP
11	1	REF	SEE PAGES E5, E6

NOTE: 3-PANEL DECALS : WITH ENGLISH TEXT  
2-PANEL DECALS: NO TEXT

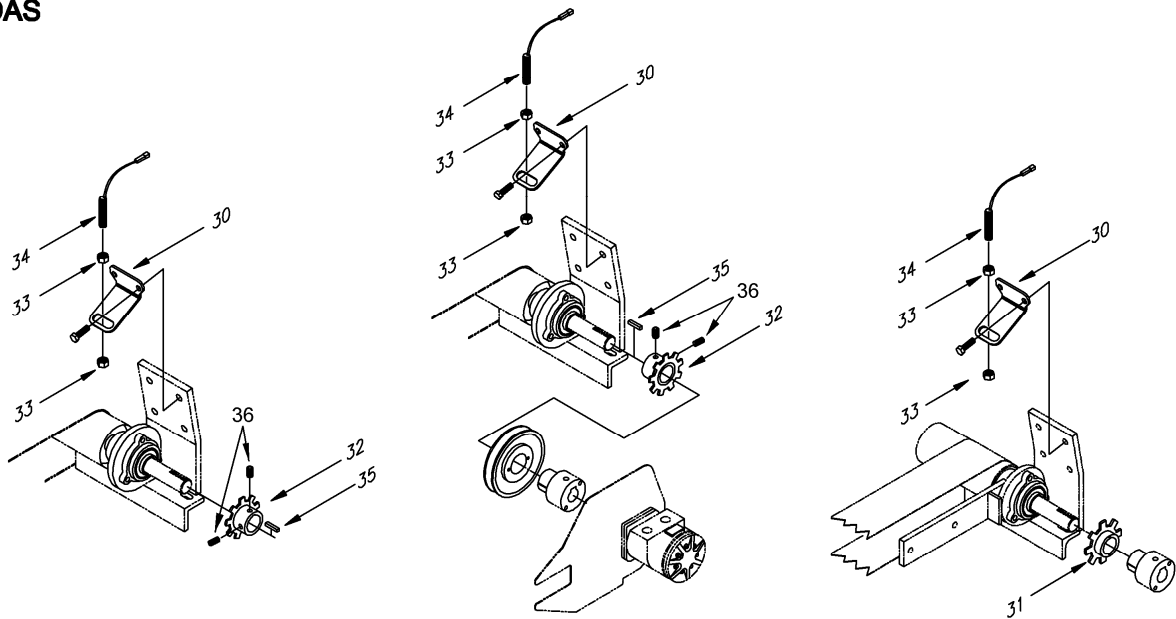
12	1	190553	DECAL – MacDon PW7, LH
13	1	191747	DECAL – ACCENT, RED - FOR CASE AFX
	1	190757	DECAL – ACCENT, YELLOW - FOR NEW HOLLAND CR & CX



AHC



DAS



SWATHMASTER

RAKE-UP L/H DRIVE MODEL (Prior)

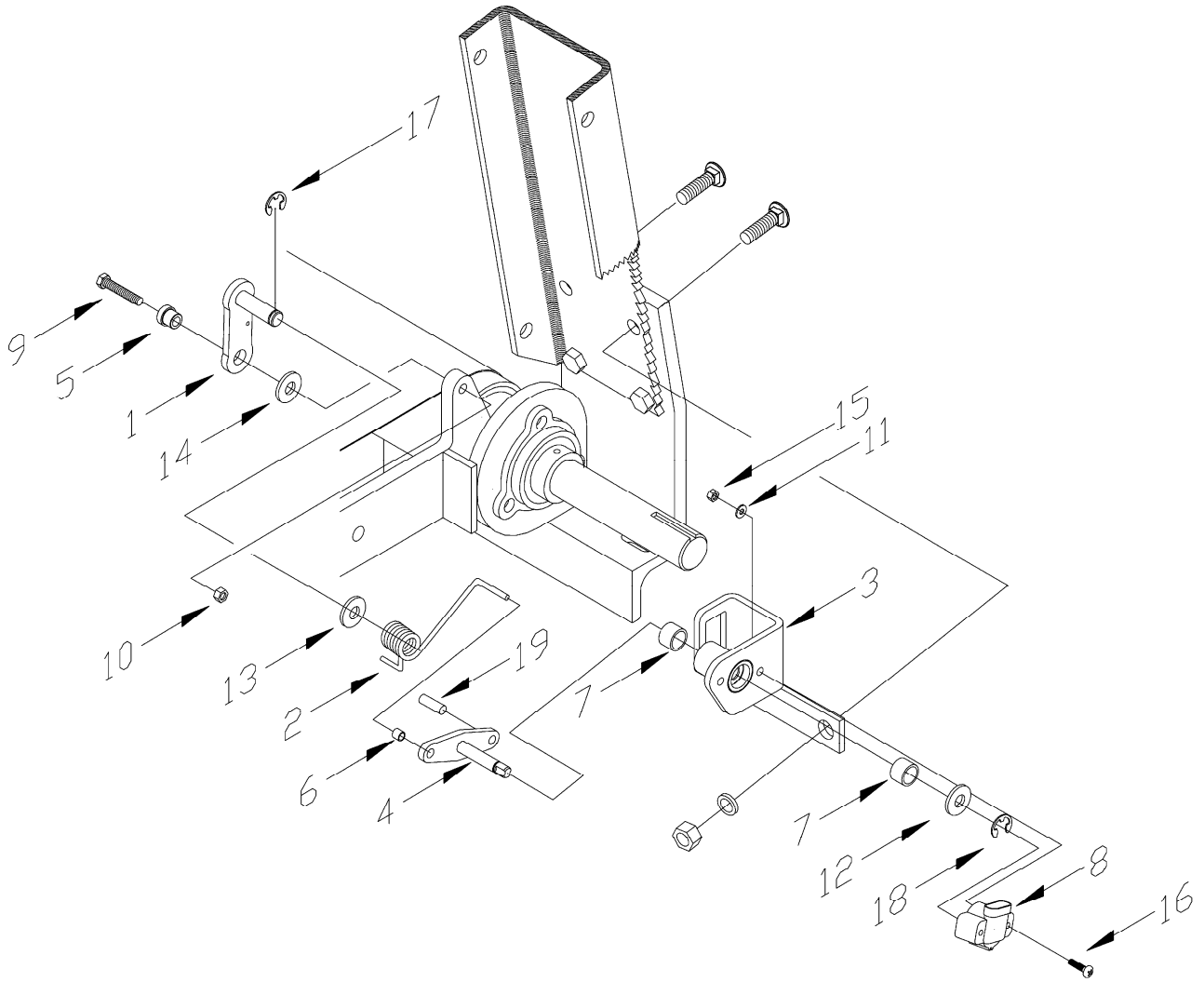
RAKE-UP R/H DRIVE MODEL (Current)

D00738\_MD

**AUTOMATIC HEIGHT CONTROL / DIAL-A-SPEED  
JOHN DEERE MODELS**

**AUTOMATIC HEIGHT CONTROL / DIAL-A-SPEED**

ITEM	QTY	PART NO.	DESCRIPTION
	1	180778	DAS/AHC JD 50/60 SER IV KIT
	1	180777	DAS JD 50/60 SER IV KIT
1	1	180046	WINDGUARD BRACKET
2	1	180186	BRACKET, JD AHC
3	1	180190	SPRING ARM ASSY, AHHC, J.D.
4	1	180194	TORSION SPRING, HEIGHT CONTROL
5	1	184625	SNAP RING, EXT, RADIAL, 1/2"
6	1	184719	M5 X 45 PHIL PAN HD SCREW
7	3	18599	WSHR 1/2" SAE PL
8	1	18697	LOCKNUT 1/2"UNC GR B TOPLOCK PL
9	2	21526	5/16 X 1 1/4 UNC BOLT
10	2	18690	NUT, 5/16 UNC UNITORQUE PLATED
12	1	184446	GROMMET-AHC POTENTIOMETER
13	1	184443	SPRING PIN, 7/32"x2"
14	1	184442	ARM, JD HEIGHT SENSOR
15	1	184444	SEAL AHC POTENTIOMETER
16	1	184448	SEAL HOUSING-AHC POTENTIOMETER
17	2	184445	O-RING, 17MM ID X 22MM OD
18	1	184447	SNAP RING 1/2" INTERNAL DIA
19	1	181517	SHAFT-AHC POTENTIOMETER
20	1	184451	BRACKET-AHC POTENTIOMETER
21	2	184682	NUT M5x0.8P, CLASS 6, PLATED
22	2	184701	WASHER, 5mm STD FLAT Gr A PL
23	1	158069	AHC POTENTIOMETER-SENSOR
24	2	184719	M5 X 45 PHIL PAN HD SCREW
30	1	180187	SENSOR MOUNT-R/U
31	1	180188	TARGET, RU, MI, 21 LOBE
32	1	180091	SPROCKET, #35 X 24 T, 1 1/4 HUB
33	2	7674	NUT, JAM, 3/4" UNF, PLATED
34	1	184437	SENSOR, SPEED AH116104
35	1	1113	1/4 X 1/4 X 1 1/4 KEY
36	2	20350	SETSCREW, 5/16 NC X 3/4 LG.

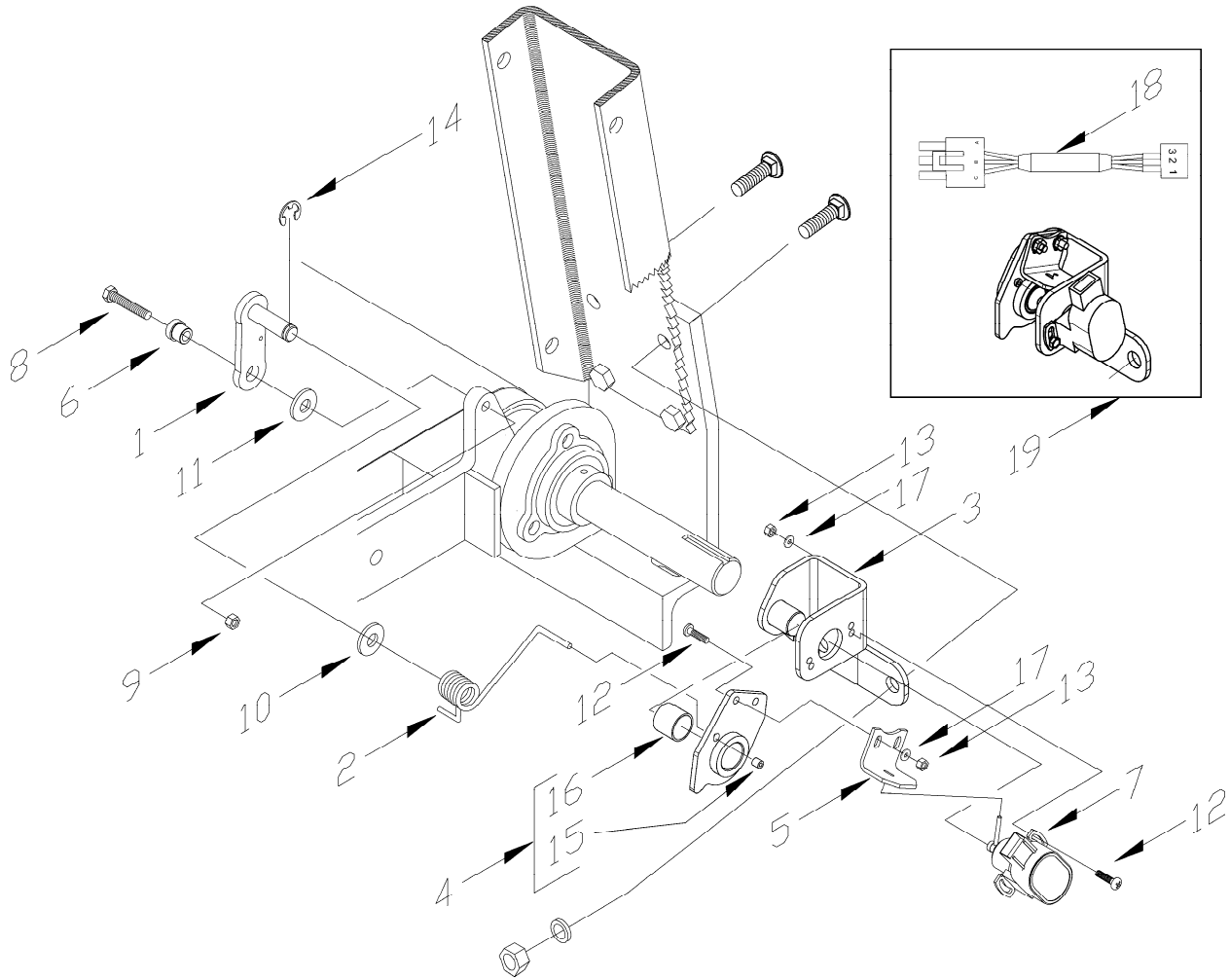


D00483C\_MD

**Case IH**  
**ACTIVE HEADER HEIGHT CONTROL**

**ACTIVE HEADER HEIGHT CONTROL - CASE IH**

<b>ITEM</b>	<b>QTY</b>	<b>PART NO.</b>	<b>DESCRIPTION</b>
	1	180781	KIT, AHHC CASE IH / 2016 FIELD INSTALL
1	1	180193	SPRING MOUNT LEVER
2	1	180194	TORSION SPRING, HEIGHT CONTROL
3	1	180199	MOUNT ASSEMBLY, CASE HT SENSOR
4	1	180200	ARM ASSEMBLY, CASE HT SENSOR
5	1	184235	BUSHING, 5/16 ID X 1/2 OD X 3/8 L
6	1	184236	BUSHING, 1/8 ID X 1/4 OD X 1/4 L
7	2	184237	BUSHING, 5/16" ID x 3/8 LG
8	1	158069	HEIGHT CONTROL SENSOR, 2016
9	1	21526	5/16 X 1 1/4 UNC BOLT
10	1	18690	NUT, 5/16 UNC UNITORQUE PLATED
11	2	18798	FLAT WASH, 7/32 I.D.
12	1	18597	FLAT WASH 11/32 I.D.
13	1	18599	1/2 SAE FLAT WASHER, PLATED
14	1	184593	WASH 7/8 OD X 17/32 ID X 18 GA
15	2	18647	NUT, #10 UNC
16	2	184610	MACH SCREW, #10 UNC X 1-1/2 LG
17	1	184625	SNAP RING, EXT, RADIAL, 1/2"
18	1	184626	SNAP RING, E TYPE, R1200-31ZP
19	1	184320	ROLL PIN, 1/4 X 3/4, PLTD



D00376C\_MD

**NEW HOLLAND CR/CX PRIOR TO MODEL YEAR 2009  
ACTIVE HEADER HEIGHT CONTROL**

**ACTIVE HEADER HEIGHT CONTROL - NEW HOLLAND CR/CX PRIOR TO MY2009**

ITEM	QTY	PART NO.	DESCRIPTION
		180203	KIT, AHHC, CR/CX
1	1	180193	SPRING MOUNT LEVER
2	1	180194	TORSION SPRING, HEIGHT CONTROL
3	1	191540	SENSOR MOUNT, SEE NOTE 1
4	1	191547	SENSOR ARM C/W BUSHINGS, SEE NOTE 1
5	1	182073	BRACKET- CNH HEIGHT CONTROL PAINTED
6	1	184235	BUSHING, 5/16 ID X 1/2 OD X 3/8 L
7	1	153692	HEIGHT CONTROL SENSOR 76C
8	1	21526	5/16 X 1 1/4 UNC BOLT
9	1	18690	NUT, 5/16 UNC UNITORQUE PLATED
10	1	18599	1/2 SAE FLAT WASHER, PLATED
11	1	184593	WASH 7/8 OD X 17/32 ID X 18 GA
12	4	184608	MACH SCREW, #10 UNC X 5/8, HEX
13	4	18647	NUT, #10 UNC
14	1	184625	SNAP RING, EXT, RADIAL, 1/2"
15	1	184236	BUSHING, 1/8 ID X 1/4 OD X 1/4 L
16	1	184234	BUSHING, SPLIT PLASTIC
17	4	18798	WASHER - FLAT
18	1	191757	HARNES – WIRING, ADAPTER
19	AR	191758	KIT – BOSCH AHHC SENSOR FOR NH Includes items 3,4,5,7,12,13,17 &18

## NOTES:

1. When replacing items 3 or 4 on MY2008 and prior units, order complete kit item 19.

## SECTION H - NUMERICAL LIST

1113	A04	18654	B10	21491	B08	30631	E10
1113	A06	18664	B14	21526	B14	30631	E16
1113	A10	18669	A04	21526	G02	30631	E18
1113	B06	18669	A06	<b>21526</b>	<b>G04</b>	<b>30631</b>	<b>F10</b>
1113	G02	18669	A18	<b>21526</b>	<b>G06</b>	<b>30631</b>	<b>F12</b>
7674	G02	18669	B02	21558	A02	<b>30631</b>	<b>F14</b>
8218	A16	18669	B06	21558	B02	<b>30633</b>	<b>F06</b>
8218	B08	18669	B14	21560	A04	30716	E06
11695	A04	18670	A04	21560	B06	30716	E12
11695	A08	18670	A04	21561	A06	30716	E12
11695	B06	18670	A10	21566	A04	30716	E14
13125	A02	18670	A18	21567	A04	30716	E18
13125	B02	18670	B02	21567	A08	30716	E24
13250	A10	18670	B06	21567	A12	<b>30716</b>	<b>F06</b>
16659	E06	18670	B14	21567	B06	<b>30716</b>	<b>F10</b>
<b>16659</b>	<b>F06</b>	18688	E16	21567	B14	<b>30716</b>	<b>F12</b>
18355	C02	18689	A16	21567	B20	<b>30716</b>	<b>F14</b>
18584	B06	18689	B10	21569	A18	30846	E16
18588	A12	18690	G02	21569	B02	<b>30846</b>	<b>F12</b>
18588	A14	<b>18690</b>	<b>G04</b>	21569	B16	36651	E20
18589	A12	<b>18690</b>	<b>G06</b>	21573	A12	36651	E20
18589	A12	18697	A02	21573	A16	36651	E21
18589	A12	18697	A04	<b>21573</b>	<b>F06</b>	36651	E21
18589	A12	18697	B04	21580	A08	<b>36651</b>	<b>F16</b>
18589	A12	18697	B06	21580	A12	38198	A04
18589	A12	18697	G02	21581	A02	41662	E06
18590	A04	18723	A02	21581	B02	<b>41662</b>	<b>F06</b>
18590	B20	18723	A04	21760	A04	<b>44209</b>	<b>F12</b>
18591	A14	18723	A08	21760	A14	<b>44210</b>	<b>F12</b>
18591	B10	18723	A14	21760	B06	49378	A18
18591	B12	18723	B02	21760	B08	49378	B16
18591	B20	18723	B12	21801	E14	50101	E08
18592	A14	<b>18798</b>	<b>G04</b>	21838	A14	<b>50101</b>	<b>F08</b>
18592	B12	<b>18798</b>	<b>G06</b>	21838	C02	<b>50178</b>	<b>F12</b>
<b>18597</b>	<b>A18</b>	18908	A04	21856	E14	50186	A14
<b>18597</b>	<b>B16</b>	19809	A14	21868	B14	50186	B12
18597	E16	19809	B12	21868	B20	50186	B12
<b>18597</b>	<b>G04</b>	20077	A04	21881	E16	50186	B14
18599	A04	20077	A12	<b>21881</b>	<b>F12</b>	50193	A18
18599	A14	20077	B08	21936	E10	50193	B16
18599	B06	20077	B20	<b>21936</b>	<b>F10</b>	<b>50219</b>	<b>F12</b>
18599	B12	20350	G02	25375	B14	50230	A06
18599	G02	21063	A04	30035	A18	50230	A10
<b>18599</b>	<b>G04</b>	<b>21076</b>	<b>F12</b>	30080	A10	103580	A18
<b>18599</b>	<b>G06</b>	21087	A08	30280	A02	103580	B16
18600	A18	21087	A12	30280	A18	114142	E14
18600	B16	<b>21087</b>	<b>A18</b>	30280	B04	115145	E18
18602	A14	<b>21087</b>	<b>B16</b>	30280	B14	<b>115145</b>	<b>F14</b>
18602	B12	21102	A04	30280	B20	115146	E18
18606	A14	21102	B02	30282	A18	<b>115146</b>	<b>F14</b>
18606	B12	21102	B06	30282	B16	115147	E18
18606	E04	21248	A04	30282	E16	<b>115147</b>	<b>F14</b>
<b>18606</b>	<b>F04</b>	21248	A04	<b>30282</b>	<b>F12</b>	118234	E26
18607	C02	21264	A04	30316	E20	118234	F18
18635	A04	21264	A08	30316	E20	123180	E10
<b>18635</b>	<b>F06</b>	21264	B08	30316	E21	<b>123180</b>	<b>F10</b>
18636	B14	21281	B14	<b>30316</b>	<b>F16</b>	129859	E16
<b>18647</b>	<b>G04</b>	21455	B20	30375	E16	129860	E16
<b>18647</b>	<b>G06</b>	21469	A16	<b>30375</b>	<b>F12</b>	133277	E18
18651	A06	21469	B12	30441	A14	<b>133277</b>	<b>F14</b>
18654	A16	21491	A14	30441	B12	133521	A08

## SECTION H - NUMERICAL LIST

135001	E16	180043	B08	180104	B12	<b>180193</b>	<b>G06</b>
135248	A04	180044	A14	180107	A14	180194	G02
135248	A08	180044	B08	180107	B12	<b>180194</b>	<b>G04</b>
135248	A08	180045	A12	180108	A02	<b>180194</b>	<b>G06</b>
135248	B18	180046	A12	180108	B02	<b>180199</b>	<b>G04</b>
135248	B18	180046	B14	180110	A08	<b>180200</b>	<b>G04</b>
135248	B20	180046	G02	180113	A08	<b>180203</b>	<b>G06</b>
135267	E18	180048	A14	180117	A04	180204	A04
135337	E02	180048	B08	180117	B18	180205	A14
135337	E24	180049	A14	180117	B20	180205	B12
<b>135337</b>	<b>F02</b>	180049	B08	180118	B20	180206	A14
135358	E06	180052	A14	180119	B20	180206	B12
<b>135358</b>	<b>F04</b>	180052	B08	180124	A08	180207	A08
135492	E06	180053	A14	180125	A08	180208	A14
135492	E08	180053	B08	180126	A08	180208	B12
<b>135492</b>	<b>F06</b>	180054	A14	180127	A08	180211	A04
<b>135492</b>	<b>F06</b>	180054	B08	180128	A02	180212	A08
<b>135492</b>	<b>F06</b>	180056	A12	180128	B02	180212	D01
<b>135492</b>	<b>F08</b>	180057	A12	180129	A02	180213	A04
135511	A08	180058	A14	180129	A18	180213	B08
135564	B06	180058	B12	180129	B04	180214	A06
148645	E04	180059	A14	180133	A02	180214	D01
148645	E10	180059	B12	180133	B02	180284	A08
<b>148645</b>	<b>F04</b>	180060	A04	180134	A02	180461	A06
<b>148645</b>	<b>F10</b>	180061	A14	180134	B02	180520	A10
151876	E04	180061	B12	180135	A02	180521	A10
<b>151876</b>	<b>F04</b>	180066	A12	180136	A02	180552	A14
152529	A06	180068	A12	180140	A02	180553	A14
152529	A08	180070	A12	180141	A02	180566	A12
<b>153692</b>	<b>G06</b>	180072	A12	180144	A02	180568	A12
<b>153933</b>	<b>F14</b>	180072	A16	180144	B02	180586	A12
158069	G02	180073	A12	180145	A02	180594	A12
<b>158069</b>	<b>G04</b>	180073	A16	180145	B02	180595	A12
158172	A14	180074	A12	180152	A14	180597	A12
158172	B12	180074	A16	180152	B12	180606	A12
159586	A14	180075	A12	180154	A02	180608	A12
159586	B12	180076	A12	180154	B02	180611	A12
<b>172470</b>	<b>F06</b>	180077	A12	180155	A02	180612	A12
180013	A04	180078	A12	180155	B02	180618	C02
180014	A04	180079	A12	180156	A02	180619	C02
180015	A04	180080	A12	180156	B02	180674	A02
180016	A04	180081	A12	180158	A02	180697	A02
180017	A08	180082	A12	180158	B02	180697	B02
180021	A06	180084	A12	180159	A02	180698	A02
180022	A06	180085	A12	180159	B02	180698	B02
180027	A06	180086	A04	180160	A18	180711	A18
180028	A06	180086	B14	180160	B02	180711	B04
180029	A10	180087	A04	180161	A18	180712	A18
180030	A10	180088	A08	180161	B16	180712	B04
180031	A10	180089	A08	180162	A18	180750	A14
180032	A10	180090	A08	180162	B16	180751	A14
180033	A10	180091	G02	180163	A18	180755	A04
180034	A10	180094	A06	180163	B16	180756	A04
180036	A06	180095	A10	180164	A18	180757	A04
180037	A10	180097	C02	180164	B16	180759	A12
180039	A04	180098	C02	180184	A04	180760	A12
180039	B08	180099	A16	180186	G02	180777	G02
180039	B08	180099	B08	180187	G02	180778	G02
180040	A04	180101	A08	180188	G02	<b>180781</b>	<b>G04</b>
180040	B08	180102	C04	180190	G02	180784	D01
180043	A14	180104	A14	<b>180193</b>	<b>G04</b>	180791	A08

## SECTION H - NUMERICAL LIST

180791	D01	181102	B08	182031	E04	182105	E24
180792	A08	181103	B08	<b>182031</b>	<b>F04</b>	<b>182105</b>	<b>F04</b>
180792	D01	181104	B08	182033	E04	<b>182109</b>	<b>F04</b>
180843	A18	181105	B08	<b>182033</b>	<b>F04</b>	182111	E10
180843	B04	181106	A04	182034	E04	<b>182111</b>	<b>F10</b>
180844	A18	181106	B08	<b>182034</b>	<b>F04</b>	182112	E04
180844	B04	181107	A04	182038	A14	<b>182112</b>	<b>F04</b>
180968	A02	181107	B08	182038	B12	182115	E04
180976	A02	181108	A04	182039	A14	<b>182115</b>	<b>F04</b>
180976	B02	181108	B08	182039	B12	182116	E04
180977	A02	181109	A04	182042	E08	<b>182116</b>	<b>F04</b>
180977	B02	181109	B08	<b>182042</b>	<b>F08</b>	<b>182120</b>	<b>F06</b>
181002	B08	181110	A04	182043	E18	182129	E10
181005	B08	181110	B08	<b>182051</b>	<b>F10</b>	182130	E10
181006	B08	181111	A04	182063	E06	182132	E16
181007	B08	181111	B08	182063	E08	<b>182132</b>	<b>F12</b>
181047	B18	181112	B08	<b>182063</b>	<b>F06</b>	182137	E18
181047	B20	181340	B12	<b>182063</b>	<b>F08</b>	<b>182137</b>	<b>F14</b>
181052	B02	181341	B12	182064	E06	182138	E06
181053	B02	181354	B14	182064	E08	<b>182138</b>	<b>F06</b>
181054	B02	181355	B14	<b>182064</b>	<b>F06</b>	<b>182139</b>	<b>F06</b>
181057	B02	181356	B14	<b>182064</b>	<b>F08</b>	<b>182149</b>	<b>F06</b>
181058	B02	181357	B14	182065	A04	182151	E10
181059	B02	181376	B14	182065	B06	<b>182152</b>	<b>F06</b>
181062	B08	181380	B14	182066	E04	<b>182154</b>	<b>F06</b>
181062	B08	181381	B14	182066	E08	182156	E02
181063	B08	181382	B14	<b>182066</b>	<b>F04</b>	182157	E02
181064	B06	181383	B14	<b>182066</b>	<b>F06</b>	182158	E02
181065	B20	181439	B08	<b>182066</b>	<b>F08</b>	182161	E18
181066	B20	181440	B08	182067	E06	<b>182161</b>	<b>F14</b>
181067	B20	181441	B08	<b>182067</b>	<b>F06</b>	<b>182165</b>	<b>F12</b>
181068	B14	181442	B08	<b>182073</b>	<b>G06</b>	<b>182166</b>	<b>F12</b>
181068	B20	181451	B12	182078	E18	<b>182167</b>	<b>F12</b>
181069	B14	181452	B12	<b>182078</b>	<b>F14</b>	182168	E10
181069	B20	181456	B14	<b>182079</b>	<b>F12</b>	<b>182168</b>	<b>F10</b>
181070	B20	181457	B14	<b>182080</b>	<b>F12</b>	182170	E18
181071	B14	181460	B18	<b>182081</b>	<b>F12</b>	<b>182170</b>	<b>F14</b>
181071	B20	181482	B20	182082	E16	182172	E02
181072	B20	181483	B20	<b>182082</b>	<b>F12</b>	182173	E02
181073	B14	181484	B20	182083	E16	182174	E02
181073	B20	181485	B20	<b>182083</b>	<b>F12</b>	182175	E02
181074	B20	<b>181510</b>	<b>F06</b>	<b>182084</b>	<b>F12</b>	182176	E02
181079	E02	<b>181511</b>	<b>F06</b>	<b>182085</b>	<b>F12</b>	182180	E06
<b>181079</b>	<b>F02</b>	181517	G02	182087	E04	182181	E16
181085	B06	181532	E06	182087	E08	182182	E16
181088	B06	181541	E06	<b>182087</b>	<b>F04</b>	182184	E18
181090	B06	182000	E04	<b>182087</b>	<b>F08</b>	182186	E02
181091	B20	182000	E08	182088	E10	182187	E02
181092	B14	<b>182000</b>	<b>F04</b>	<b>182088</b>	<b>F10</b>	182188	E02
181092	B20	<b>182000</b>	<b>F08</b>	182089	E10	182189	E18
181093	B14	<b>182005</b>	<b>F10</b>	182089	E12	182190	E18
181094	B06	182007	E10	<b>182089</b>	<b>F10</b>	182191	E02
181095	B06	182007	E12	182090	E18	182192	E14
181098	A04	<b>182007</b>	<b>F10</b>	<b>182090</b>	<b>F14</b>	182193	E14
181098	B06	<b>182024</b>	<b>F10</b>	182101	E04	182194	E14
181099	A18	182028	E04	<b>182101</b>	<b>F04</b>	182195	E14
181099	B02	182028	E08	182102	E04	182196	E14
181100	B06	<b>182028</b>	<b>F04</b>	<b>182102</b>	<b>F04</b>	182197	E16
181101	B08	<b>182028</b>	<b>F08</b>	182103	E04	182198	E16
181101	B08	182029	E10	<b>182103</b>	<b>F04</b>	182199	E16
181102	B08	<b>182029</b>	<b>F10</b>	182105	B14	182200	E16

## SECTION H - NUMERICAL LIST

182210	E24	184233	E04	184352	E26	184445	G02
182211	E24	<b>184233</b>	<b>F04</b>	184352	F18	184446	G02
182214	E24	<b>184234</b>	<b>G06</b>	184356	A04	184447	G02
182215	E24	<b>184235</b>	<b>G04</b>	184356	B10	184448	G02
182239	E24	<b>184235</b>	<b>G06</b>	184361	B04	184451	G02
182240	E16	<b>184236</b>	<b>G04</b>	184362	B04	<b>184456</b>	<b>F12</b>
182241	E16	<b>184236</b>	<b>G06</b>	184363	B04	184460	E16
182242	E16	<b>184237</b>	<b>G04</b>	184365	A02	184461	E16
182243	E16	184240	A04	184365	B02	184462	E16
182244	E16	184240	B08	184366	A02	184463	E16
182245	E16	184241	A04	184367	A02	184464	E16
182284	E24	184241	B06	184368	A02	184465	E16
182286	E24	184242	A04	184370	E26	184467	E16
182291	E10	184244	A14	184370	F18	<b>184470</b>	<b>F16</b>
182292	E10	184244	B12	184371	A12	<b>184471</b>	<b>F16</b>
182314	E24	184263	B14	184371	B14	<b>184472</b>	<b>F16</b>
182356	E18	184265	A04	184371	E26	184473	E21
182731	E24	184266	B06	184371	F18	184474	E21
182732	E24	<b>184271</b>	<b>F12</b>	184372	E26	184477	E20
182933	E10	184281	A18	184372	F18	184483	E20
182937	E18	184281	B16	184384	A12	184494	A08
182938	E18	184281	C04	184384	B14	184494	B18
182963	E18	184282	A18	184384	B20	184494	B20
182964	E18	184282	B16	184385	E26	184498	A04
182990	A14	184282	C04	184385	F18	184498	B18
184158	A04	184283	C04	184386	A12	184498	B20
184158	B06	184291	E14	184386	B14	184499	B20
184159	A04	184293	E14	184386	B20	184500	A04
184160	A04	184294	E14	184389	A14	184501	A04
184163	B06	184295	E14	184389	B12	184502	B06
184188	A04	184299	A18	184390	E26	184510	A12
184188	A12	184299	B16	184390	F18	184510	A12
184206	B16	184301	E18	184392	A12	184510	A12
184208	B16	184302	E16	184392	B14	184510	B14
184209	E14	<b>184302</b>	<b>F12</b>	184392	B20	184510	B20
184215	A04	184303	E14	184393	A12	184511	A12
184215	B18	184303	E16	184393	B14	184511	A12
184216	B18	<b>184303</b>	<b>F12</b>	184393	B20	184511	B14
184217	A04	184304	E16	184395	E26	184511	B20
184218	A04	<b>184304</b>	<b>F12</b>	184395	F18	184523	A04
184219	B06	184305	E16	184397	A12	184523	B08
184220	B06	<b>184305</b>	<b>F12</b>	184397	B14	184523	B08
184221	B20	184306	E18	184397	E26	184524	E16
184222	B20	184307	E16	184397	F18	184539	A02
184223	A04	184310	E14	184398	E26	184539	A14
184223	B08	184311	E14	184398	F18	184539	B02
184223	B08	184318	A14	184401	A12	184539	B12
184225	A06	184318	B12	184401	B10	184540	A14
184226	A08	<b>184320</b>	<b>G04</b>	184401	E06	184540	B12
184226	A10	184322	A02	184404	A12	184541	A16
184227	A10	184322	B02	184404	B10	184541	B08
184228	E04	184330	A14	184404	E06	184548	B14
<b>184228</b>	<b>F04</b>	184330	B12	184406	E26	184566	A06
<b>184228</b>	<b>F04</b>	184331	A02	184406	F18	184571	A08
184230	E04	184331	B02	184409	B12	184571	B14
<b>184230</b>	<b>F04</b>	184342	A12	184410	A14	184571	E24
<b>184230</b>	<b>F04</b>	184344	E18	184410	B12	184572	A12
184231	E10	<b>184344</b>	<b>F14</b>	184437	G02	184572	A12
<b>184231</b>	<b>F10</b>	184348	E10	184442	G02	184572	A16
184232	E04	184348	E12	184443	G02	184572	E12
<b>184232</b>	<b>F04</b>	<b>184348</b>	<b>F10</b>	184444	G02	184573	A04

## SECTION H - NUMERICAL LIST

184573	A12	184625	G02	184671	E10	<b>184696</b>	<b>F06</b>
184573	A12	<b>184625</b>	<b>G04</b>	<b>184671</b>	<b>F10</b>	184699	E06
184573	A16	<b>184625</b>	<b>G06</b>	<b>184672</b>	<b>F06</b>	184699	E08
184573	B06	<b>184626</b>	<b>G04</b>	184673	E04	<b>184699</b>	<b>F04</b>
184575	A12	184627	A10	<b>184673</b>	<b>F04</b>	<b>184699</b>	<b>F06</b>
184575	B14	184629	A06	184674	E06	<b>184699</b>	<b>F06</b>
184579	A08	184638	A04	<b>184674</b>	<b>F06</b>	<b>184699</b>	<b>F06</b>
184579	A12	184638	B08	<b>184675</b>	<b>F06</b>	<b>184699</b>	<b>F06</b>
184579	A12	184640	E18	<b>184677</b>	<b>F06</b>	<b>184699</b>	<b>F08</b>
184579	A12	<b>184640</b>	<b>F14</b>	184678	E06	<b>184699</b>	<b>F08</b>
184579	A12	184642	E18	184679	E06	<b>184699</b>	<b>F08</b>
184579	A12	<b>184642</b>	<b>F14</b>	184679	E08	184700	E04
184579	A12	184644	E16	<b>184679</b>	<b>F06</b>	<b>184700</b>	<b>F04</b>
184579	E06	<b>184644</b>	<b>F12</b>	<b>184679</b>	<b>F08</b>	184701	E18
<b>184579</b>	<b>F06</b>	184645	E16	184681	E06	<b>184701</b>	<b>F04</b>
184582	A18	<b>184645</b>	<b>F12</b>	<b>184681</b>	<b>F06</b>	<b>184701</b>	<b>F14</b>
184582	B02	184646	E10	184682	E18	184701	G02
184583	A08	184646	E12	<b>184682</b>	<b>F14</b>	184703	E18
184584	A04	184646	E14	184682	G02	<b>184703</b>	<b>F14</b>
184584	A04	184646	E26	184683	E16	184705	E14
184584	A04	<b>184646</b>	<b>F10</b>	184683	E18	184705	E16
184584	A08	<b>184646</b>	<b>F10</b>	<b>184683</b>	<b>F12</b>	184705	E18
184584	A10	184646	F18	<b>184683</b>	<b>F14</b>	184705	E26
184584	A12	184648	E02	184684	E10	<b>184705</b>	<b>F14</b>
184584	A12	184648	E12	<b>184684</b>	<b>F10</b>	184705	F18
184584	B06	184648	E12	184685	E10	184706	E10
184584	B10	184648	E24	184685	E12	184706	E12
184584	B14	<b>184648</b>	<b>F02</b>	184685	E14	<b>184706</b>	<b>F04</b>
184584	B20	<b>184648</b>	<b>F04</b>	184685	E26	<b>184706</b>	<b>F10</b>
184586	A06	<b>184648</b>	<b>F10</b>	<b>184685</b>	<b>F10</b>	<b>184706</b>	<b>F12</b>
184589	A04	184649	E12	184685	F18	184708	E06
184589	A14	184649	E12	184687	E06	184708	E12
184589	B10	<b>184649</b>	<b>F10</b>	184687	E12	184708	E14
184589	B12	<b>184650</b>	<b>F06</b>	184687	E12	184708	E18
<b>184593</b>	<b>G04</b>	<b>184651</b>	<b>F12</b>	184687	E18	184708	E24
<b>184593</b>	<b>G06</b>	184652	E06	<b>184687</b>	<b>F06</b>	<b>184708</b>	<b>F06</b>
<b>184595</b>	<b>A04</b>	184652	E24	<b>184687</b>	<b>F10</b>	<b>184708</b>	<b>F10</b>
<b>184595</b>	<b>B06</b>	<b>184652</b>	<b>F06</b>	<b>184687</b>	<b>F12</b>	<b>184708</b>	<b>F12</b>
184596	A06	184653	E16	<b>184687</b>	<b>F14</b>	<b>184708</b>	<b>F14</b>
184596	A08	184654	E06	<b>184688</b>	<b>F04</b>	184709	E24
184597	A02	184655	E14	184692	E06	<b>184709</b>	<b>F04</b>
184597	A04	<b>184656</b>	<b>F06</b>	184692	E08	184711	E06
184597	A14	184659	E10	184692	E10	184711	E08
184597	A16	<b>184659</b>	<b>F10</b>	184692	E14	184711	E10
184597	B04	184661	E14	<b>184692</b>	<b>F04</b>	184711	E14
184597	B08	184662	E06	<b>184692</b>	<b>F06</b>	<b>184711</b>	<b>F06</b>
184597	B12	184662	E08	<b>184692</b>	<b>F08</b>	<b>184711</b>	<b>F06</b>
184600	A14	<b>184662</b>	<b>F04</b>	<b>184692</b>	<b>F08</b>	<b>184711</b>	<b>F08</b>
184600	B12	<b>184662</b>	<b>F08</b>	<b>184692</b>	<b>F10</b>	<b>184711</b>	<b>F10</b>
184603	E16	184664	E04	<b>184692</b>	<b>F10</b>	<b>184711</b>	<b>F10</b>
184604	A08	184664	E08	<b>184692</b>	<b>F10</b>	<b>184711</b>	<b>F10</b>
184604	A18	<b>184664</b>	<b>F04</b>	184694	E04	184712	E04
184604	B16	<b>184664</b>	<b>F08</b>	<b>184694</b>	<b>F04</b>	184712	E08
<b>184608</b>	<b>G06</b>	184665	E08	<b>184694</b>	<b>F06</b>	<b>184712</b>	<b>F04</b>
<b>184610</b>	<b>G04</b>	<b>184665</b>	<b>F08</b>	184695	E04	<b>184712</b>	<b>F08</b>
<b>184616</b>	<b>F06</b>	184667	E04	<b>184695</b>	<b>F04</b>	184714	E04
184617	B14	<b>184667</b>	<b>F04</b>	<b>184695</b>	<b>F04</b>	<b>184714</b>	<b>F04</b>
184617	E24	<b>184667</b>	<b>F04</b>	<b>184695</b>	<b>F04</b>	<b>184714</b>	<b>F04</b>
<b>184617</b>	<b>F04</b>	<b>184667</b>	<b>F04</b>	<b>184695</b>	<b>F04</b>	<b>184714</b>	<b>F04</b>
<b>184618</b>	<b>F04</b>	184668	E04	<b>184695</b>	<b>F06</b>	<b>184714</b>	<b>F04</b>
184623	A10	<b>184668</b>	<b>F04</b>	184696	E06	<b>184714</b>	<b>F04</b>

## SECTION H - NUMERICAL LIST

184714	F06	190120	E16	190710	F04	191138	E20
184717	E06	190135	E16	190719	E06	191138	E20
184717	E08	190136	E16	190720	E06	191138	E21
184717	F06	190137	E16	190720	F06	191138	E21
184717	F06	190138	E16	190721	E10	191138	F16
184717	F06	190139	E16	190722	E10	191143	E20
184717	F08	190140	E16	190723	E10	191143	E20
184719	G02	190143	E24	190723	F10	191143	E21
184719	G02	190158	E24	190724	E10	191143	E21
184721	B20	190162	E10	190728	E02	191143	F16
184833	C02	190163	E10	190729	E02	191144	E20
184871	E16	190164	E10	190730	E24	191144	E21
184877	A04	190166	E10	190744	E18	191144	E21
184877	B06	190167	E10	190744	F14	191144	F16
184880	C04	190168	E10	190752	F02	191145	E20
184881	C04	190174	E24	190757	E24	191145	E20
184888	C04	190175	E24	190757	F04	191145	E21
184889	C04	190176	E24	190757	F18	191145	E21
184930	C04	190177	E24	190758	E24	191145	F16
184934	C04	190189	E04	190761	E24	191146	E20
184976	E20	190190	E04	190762	E24	191146	E20
184976	E20	190379	E12	190793	B20	191146	E21
184976	E21	190380	E12	190795	B20	191146	E21
184976	E21	190536	E16	190834	E24	191146	F16
184976	F16	190550	E24	190835	E24	191147	E20
184985	C02	190553	E24	190836	E24	191147	E20
184996	C02	190553	F04	190837	E24	191147	E21
190002	E10	190553	F18	190840	E04	191147	E21
190018	E12	190554	E24	190855	B20	191147	F16
190019	E12	190638	E18	190856	B20	191148	E20
190020	E12	190640	E18	190857	E04	191148	E20
190021	E12	190649	E18	190934	E04	191148	E21
190022	E12	190650	E18	190980	E04	191148	E21
190023	E12	190664	E08	191002	C02	191148	F16
190054	E08	190665	E08	191029	C02	191150	E20
190059	E04	190665	F08	191030	C02	191150	E20
190059	E08	190666	E08	191031	C02	191150	E21
190059	F04	190667	E08	191032	C02	191150	F16
190059	F08	190668	E04	191033	C02	191151	E20
190060	E04	190668	E08	191034	C02	191151	E20
190060	E08	190674	E04	191038	A08	191151	E21
190061	E18	190688	E08	191039	A08	191151	E21
190061	F14	190691	E04	191039	B18	191151	F16
190062	E18	190691	E08	191039	B20	191158	E21
190063	E18	190692	F08	191040	B18	191159	E20
190064	E18	190693	F10	191040	B20	191160	F16
190067	E02	190694	F10	191099	E20	191165	E20
190068	E02	190695	E12	191099	E20	191165	E20
190070	E18	190695	F10	191099	E21	191165	E21
190070	F14	190697	E12	191099	E21	191165	E21
190071	E18	190697	F10	191102	E21	191165	F16
190072	E18	190699	F10	191121	E18	191166	E20
190073	E18	190700	F10	191121	F14	191166	E20
190097	E16	190701	E10	191123	E18	191166	E21
190098	E16	190701	F10	191123	F14	191166	E21
190099	E16	190702	E10	191124	E16	191166	F16
190100	E16	190702	F10	191137	E20	191177	F16
190101	E16	190704	E08	191137	E20	191179	F16
190102	E16	190705	E08	191137	E21	191188	F16
190118	E04	190709	E04	191137	E21	191189	E20
190119	E18	190710	E04	191137	F16	191189	F16

## SECTION H - NUMERICAL LIST

191231	E20	<b>191375</b>	<b>F16</b>	191564	E20	191705	E16
191231	E20	191491	A14	<b>191564</b>	<b>F16</b>	191710	E24
191231	E21	191491	B12	191565	E21	191712	E24
191231	E21	191494	E26	191566	E21	191723	E24
<b>191231</b>	<b>F16</b>	191494	F18	191567	E20	191725	E24
191232	E20	191496	A02	191572	E20	<b>191731</b>	<b>F02</b>
191232	E20	191496	B02	<b>191572</b>	<b>F16</b>	<b>191732</b>	<b>F02</b>
191232	E21	191497	E20	<b>191581</b>	<b>F02</b>	<b>191733</b>	<b>F02</b>
191232	E21	191497	E20	<b>191582</b>	<b>F02</b>	<b>191734</b>	<b>F02</b>
<b>191232</b>	<b>F16</b>	191497	E21	191621	E21	<b>191735</b>	<b>F02</b>
191233	E20	191497	E21	191622	E21	<b>191736</b>	<b>F02</b>
191233	E20	<b>191497</b>	<b>F16</b>	191623	E21	<b>191737</b>	<b>F02</b>
191233	E21	191503	E20	191637	E20	<b>191738</b>	<b>F06</b>
191233	E21	191503	E20	191638	E20	<b>191739</b>	<b>F06</b>
<b>191233</b>	<b>F16</b>	191503	E21	191639	E20	<b>191740</b>	<b>F06</b>
<b>191250</b>	<b>F16</b>	191503	E21	191640	E02	<b>191742</b>	<b>F06</b>
191251	E20	<b>191503</b>	<b>F16</b>	191641	E02	<b>191744</b>	<b>F06</b>
191251	E20	<b>191540</b>	<b>G06</b>	191642	E02	<b>191747</b>	<b>E24</b>
191251	E21	<b>191547</b>	<b>G06</b>	191643	E02	<b>191747</b>	<b>F04</b>
191251	E21	<b>191553</b>	<b>F16</b>	191644	E02	<b>191747</b>	<b>F18</b>
191321	C02	<b>191554</b>	<b>F16</b>	191645	E02	<b>191748</b>	<b>F02</b>
191344	A04	191555	E21	191652	E21	<b>191749</b>	<b>F02</b>
191366	C02	<b>191558</b>	<b>F16</b>	191679	E04	<b>191751</b>	<b>F04</b>
191375	E20	<b>191560</b>	<b>F16</b>	191680	E04	<b>191755</b>	<b>F04</b>
191375	E20	<b>191561</b>	<b>F16</b>	191681	E06	<b>191757</b>	<b>G06</b>
191375	E21	<b>191562</b>	<b>F16</b>	191682	E06	<b>191758</b>	<b>G06</b>
191375	E21	<b>191563</b>	<b>F16</b>	191704	E16	<b>197297</b>	<b>F06</b>

## SECTION I - SUGGESTED STOCKING LIST

PW7 Header						
Part #	Description	Qty/Unit	13'		15'	
			Suggested Qty 1 unit	Suggested Qty 5 units	Suggested Qty 1 unit	Suggested Qty 5 units
16659	LINK - DRIVE CHAIN	1	1	2	1	2
21936	BEARING - BALL, AUGER SHAFTS	3	1	3	1	3
41662	CHAIN - ROLLER, DRIVE 60H	1	1	2	1	2
182007	FINGER ASSY - AUGER C	18	5	10	5	10
182028	STOPPER - RUBBER, AUGER SUPPORT	2	1	2	1	2
182029	SHAFT - STUB, AUGER	1	0	1	0	1
182033	SPROCKET - DRIVE, 17T	1	0	1	0	1
182088	SHAFT - CRANK, AUGER 13'	1	0	1		
182101	SHAFT - JACK, SPLINED	1	0	1	0	1
182111	SHAFT - DRIVE, AUGER	1	0	1	0	1
182112	SPROCKET - DRIVE, 54T	1	0	1	0	1
182129	SHAFT - FINGER SUPPORT, AUGER	1	0	1	0	1
182130	CLAMP - FINGER SUPPORT, 1-3/8	4	0	2	0	2
182151	HOLDER - FINGER, AUGER	22	5	10	5	10
182168	SHAFT - CRANK, AUGER 15'	1			0	1
184228	BEARING - BALL, JACK SHAFT	2	1	3	1	3
184232	BEARING - BALL, JACK SHAFT	1	1	2	1	2
184348	GUIDE - FINGER, AUGER	18	5	10	5	10
190143	SHIELD - LH, BLACK PW7	1	0	1	0	1
190730	SHIELD - RH, BLACK PW7	1	0	1	0	1
191140	KIT - U-JOINT REPAIR, DRIVESHAFT	2	1	2	1	2
191145	PIN - CLUTCH, DRIVESHAFT	24	24	48	24	48
191146	SPRING - OUTER, DRIVESHAFT CLUTCH	24	24	48	24	48
191147	SPRING - INNER, DRIVESHAFT CLUTCH	11	11	22	11	22

## SECTION I - SUGGESTED STOCKING LIST

SwathMaster Pickup						
Part #	Description	Qty/Unit	14'		16'	
			Suggested Qty 1 unit	5 units	Suggested Qty 1 unit	5 units
18355	BEARING - CUP, WHEEL HUB	4	4	8	4	8
21881	FITTING - HOSE TO MOTOR	2	0	1	0	1
30282	FITTING - ELBOW, CYLINDER	1	1	2	1	2
135248	NUT - MTG, PLASTIC TOOTH	Various	100	250	100	250
158069	CONTROL - POTENTIOMETER, AHC	1	0	1	0	1
158172	SPACER - SHOCK MOUNT, SUSP.	2	0	2	0	2
159586	PLUG - BOTTOM, SUSP. SPRING	2	1	2	1	2
180091	SPROCKET - DAS	1	1	1	1	1
180102	ORIFICE - MASTER CYL	1	0	1	0	1
180108	BUSHING - ARM, HOLD DOWN	4	1	2	1	2
180117	EDGE PROTECTOR - DRAPER	8	4	12	4	12
180128	SPRING WIRE - HOLD DOWN	14	4	10	4	10
180129	RETAINER - FIBERGLASS ROD	27	6	12	6	12
180164	HOSE - HYD, CYLINDERS	2	0	1	0	1
180186	BRACKET - AHC	1	0	1	0	1
180187	MOUNT - SENSOR, DAS	1	0	1	0	1
180190	ARM - SPRING, AHC	1	0	1	0	1
180194	SPRING - AHC	1	0	1	0	1
181047	TOOTH - PLASTIC, DRAPER	364	50	200	50	200
181064	PULLEY - DRIVE, 4 1/2"	1	1	1	1	1
181085	COUPLER - PULLEY, DRIVE	1	1	1	1	1
181101	ROLLER - DRAPER, FRFF 14' SM	1	1	1		
181102	ROLLER - DRAPER, FRFF 14'/16' SM	1	1	1	2	2
181104	ROLLER - DRAPER RRFF 14' SM	1	1	1		
181105	ROLLER - DRAPER, RRFF 16' SM	1			1	1
181107	ROLLER - DRAPER, FRRF 14' SM/RU	1	1	1		
181108	ROLLER - DRAPER, FRRF 16' SM/RU	1			1	1
181110	ROLLER - DRAPER, RRRF 14' SM/RU	1	1	1		
181111	ROLLER - DRAPER, RRRF 16' SM/RU	1			1	1
181460	DRAPER - FRT CTR, C/W TEETH	7	2	6	2	6
181517	SHAFT - POTENTIOMETER, AHC	1	0	1	0	1
182065	BUSHING - LOCKING, BELT TIGHT.	1	0	1	0	1
182082	HOSE - HYD, HOLD DOWN	1	0	1	0	1
182132	HOSE - HYD, HEADER-PICKUP	2	0	1	0	1
184158	PULLEY - TIGHTENER	1	1	1	1	1
184163	PULLEY - DRIVE, SHEAVE	1	1	1	1	1
184215	DRAPER - W/O TEETH	9	4	10	4	10
184219	BELT - V, DRIVE	1	1	2	1	2
184223	BEARING-BALL, ROLLERS	4	4	8	4	8
184240	BUSHING - FLANGED, MTG BRKT	2	1	1	1	1
184241	SPRING - BELT TENSIONER	1	1	1	1	1
184244	SPRING - SUSPENSION	2	1	2	1	2
184266	MOTOR - DRIVE, ORBIT	1	1	1	1	1
184281	CYLINDER - MASTER, HOLD DOWN	1	1	1	1	1
184282	CYLINDER - SLAVE, HOLD DOWN	1	1	1	1	1
184283	SCREW - BLEED, SLAVE CYL	1	1	1	1	1
184330	SHOCK ABSORBER - SUSPENSION	2	1	2	1	2
184331	ROD - FIBERGLASS, HOLD DOWN	27	10	25	10	25
184437	SENSOR - DAS	1	0	1	0	1
184442	ARM - SENSOR, AHC	1	0	1	0	1
184444	SEAL - POTENTIOMETER, AHC	1	0	1	0	1
184445	O-RING - AHC	2	0	1	0	1

## SECTION I - SUGGESTED STOCKING LIST

### SwathMaster Pickup (continued)

Part #	Description	Qty/Unit	14'		16'	
			Suggested Qty 1 unit	Suggested Qty 5 units	Suggested Qty 1 unit	Suggested Qty 5 units
184446	GROMMET - POTENTIOMETER, AHC	1	0	1	0	1
184448	HOUSING - SEAL, POTENT. AHC	1	0	1	0	1
184451	BRACKET - POTENTIOMETER, AHC	1	0	1	0	1
184494	BOLT - ELEV, MTG PLASTIC TOOTH	Various	100	250	100	250
184833	BEARING - CONE, WHL HUB	4	1	4	1	4
184877	SEAL KIT - ORBIT MOTOR	1	1	1	1	1
184930	SEAL KIT - MASTER CYL, 3000 PSI	1	1	1	1	1
184934	SEAL KIT - SLAVE CYL, 3000 PSI	1	1	1	1	1
184985	HUB - WHEEL, W/CUPS & STUDS	2	1	1	1	1
191366	SEAL - OIL, WHL HUB	2	2	4	2	4
191491	PLUG - TOP, SUSP. SPRING	2	1	2	1	2

## SECTION I - SUGGESTED STOCKING LIST

Rake Up Pickup						
Part #	Description	Qty/Unit	14'		16'	
			Suggested Qty 1 unit	5 units	Suggested Qty 1 unit	5 units
18355	BEARING - CUP, WHEEL HUB	4	4	8	4	8
21063	BUSHING - SPLIT TAPER, PULLEY	1	0	1	0	1
21881	FITTING - HOSE TO MOTOR	2	0	1	0	1
30282	FITTING - ELBOW, CYLINDER	1	1	2	1	2
38198	HUB - TAPER, HYD MOTOR	1	0	1	0	1
135248	NUT - MTG, PLASTIC TOOTH	Various	100	250	100	250
152529	BEARING - BALL, ROTORS	36	5	20	5	20
158069	CONTROL - POTENTIOMETER, AHC	1	0	1	0	1
159586	PLUG - BOTTOM, SUSP. SPRING	2	1	2	1	2
180016	PLATE - DRIVE SCROLL, RU (MI)	1	0	1	0	1
180017	ELBOW - IDLER ROTOR	6	2	4	2	4
180022	ARM - FINGER BAR, RU (MI)	6	2	4	2	4
180028	ARM - FOLLOWER, RU (MI)	6	2	4	2	4
180031	GEAR - CROWN, LRG GRBX 36T	1	1	2	1	2
180032	GEAR - PINION, LRG GRBX 11T	1	1	2	1	2
180036	GEAR BOX - SMALL, DRV ROTOR	6	2	4	2	4
180087	COUPLING - HYD MOTOR	1	1	1	1	1
180089	BAR - FINGER, 14FT	6	1	2		
180090	BAR - FINGER, 16FT	6			1	2
180102	ORIFICE - MASTER CYL	1	0	1	0	1
180108	BUSHING - ARM, HOLD DOWN	4	1	2	1	2
180113	TOOTH - PLASTIC, DRAPER	216	25	100	25	100
180117	EDGE PROTECTOR - DRAPER	8	2	8	2	8
180125	BELT - FINGER BAR 14'	6	1	2		
180126	BELT - FINGER BAR 16'	6			1	2
180128	SPRING WIRE - HOLD DOWN	14	4	10	4	10
180129	RETAINER - FIBERGLASS ROD	27	6	12	6	12
180164	HOSE - HYD, CYLINDERS	2	0	1	0	1
180186	BRACKET - AHC	1	0	1	0	1
180187	MOUNT - SENSOR, DAS	1	0	1	0	1
180188	TARGET - DAS	1	0	1	0	1
180190	ARM - SPRING, AHC	1	0	1	0	1
180194	SPRING - AHC	1	0	1	0	1
180212	ROTOR ASSY - IDLER, RU	1	0	1	0	1
180214	ROTOR ASSY - DRIVE, RU	1	0	1	0	1
180784	TOOL - PULLER, SMALL GEARBOX	0	0	1	0	1
180792	ARM - IDLER, FINGER BAR	6	2	4	2	4
181107	ROLLER - DRAPER, FRRF 14' SM/RU	1	1	1		
181108	ROLLER - DRAPER, FRRF 16' SM/RU	1			1	1
181110	ROLLER - DRAPER, RRRF 14' SM/RU	1	1	1		
181111	ROLLER - DRAPER, RRRF 16' SM/RU	1			1	1
181517	SHAFT - POTENTIOMETER, AHC	1	0	1	0	1
182065	BUSHING - LOCKING, BELT TIGHT.	1	0	1	0	1
182082	HOSE - HYD, HOLD DOWN	1	0	1	0	1
182083	HOSE, HEADER-PICKUP	2	0	1	0	1
184158	PULLEY - TIGHTENER	1	1	1	1	1
184159	PULLEY - DRIVE, 5 1/4"	1	1	1	1	1
184160	PULLEY - DRIVE, 10"	1	1	1	1	1
184215	DRAPER - W/O TEETH	9	2	5	2	5
184218	BELT - V, DRIVE	1	1	2	1	2
184223	BEARING-BALL, ROLLERS	4	2	4	2	4
184225	BEARING - BALL, ARM FOLLOWERS	12	3	10	3	10

## SECTION I - SUGGESTED STOCKING LIST

### Rake Up Pickup (continued)

Part #	Description	Qty/Unit	14'		16'	
			Suggested Qty 1 unit	Suggested Qty 5 units	Suggested Qty 1 unit	Suggested Qty 5 units
184226	BEARING - BALL, LRG GRBX	3	1	3	1	3
184227	BEARING - BALL, LRG GRBX	1	1	3	1	3
184240	BUSHING - FLANGED, MTG BRKT	2	1	1	1	1
184242	SPRING - BELT TIGHTENER	1	1	1	1	1
184244	SPRING - SUSPENSION	2	1	2	1	2
184265	MOTOR - DRIVE, ORBIT	1	1	1	1	1
184281	CYLINDER - MASTER, HOLD DOWN	1	1	1	1	1
184282	CYLINDER - SLAVE, HOLD DOWN	1	1	1	1	1
184283	SCREW - BLEED, SLAVE CYL	1	1	1	1	1
184330	SHOCK ABSORBER - SUSPENSION	2	1	2	1	2
184331	ROD - FIBERGLASS, HOLD DOWN	27	10	25	10	25
184437	SENSOR - DAS	1	0	1	0	1
184442	ARM - SENSOR, AHC	1	0	1	0	1
184444	SEAL - POTENTIOMETER, AHC	1	0	1	0	1
184445	O-RING - AHC	2	0	1	0	1
184446	GROMMET - POTENTIOMETER, AHC	1	0	1	0	1
184448	HOUSING - SEAL, POTENT. AHC	1	0	1	0	1
184451	BRACKET - POTENTIOMETER, AHC	1	0	1	0	1
184494	BOLT - ELEV, MTG PLASTIC TOOTH	Various	100	250	100	250
184833	BEARING - CONE, WHL HUB	4	1	4	1	4
184877	SEAL KIT - ORBIT MOTOR	1	1	1	1	1
184930	SEAL KIT - MASTER CYL, 3000 PSI	1	1	1	1	1
184934	SEAL KIT - SLAVE CYL, 3000 PSI	1	1	1	1	1
184985	HUB - WHEEL, W/CUPS & STUDS	2	1	1	1	1
191366	SEAL - OIL, WHL HUB	2	2	4	2	4
191491	PLUG - TOP, SUSP. SPRING	2	1	2	1	2

**MacDon Industries Ltd.**

680 Moray Street  
Winnipeg, Manitoba  
Canada R3J 3S3  
t. (204) 885-5590  
f. (204) 832-7749

**MacDon, Inc.**

10708 N. Pomona Avenue  
Kansas City, Missouri  
United States 64153-1924  
t. (816) 891-7313  
f. (816) 891-7323

**MacDon Australia Pty. Ltd.**

A.C.N. 079 393 721  
P.O. Box 243, Suite 3, 143 Main Street  
Greensborough, Victoria, Australia 3088  
t. 03 9432 9982  
f. 03 9432 9972

**LLC MacDon Russia Ltd.**

123317 Moscow, Russia  
10 Presnenskaya nab, Block C  
Floor 5, Office No. 534, Regus Business Centre  
t. +7 495 775 6971  
f. +7 495 967 7600

**CUSTOMERS**  
**[www.macdon.com](http://www.macdon.com)**

**DEALERS**  
**[www.macdondealers.com](http://www.macdondealers.com)**

Trademarks of products are the marks of their  
respective manufacturers and/or distributors.

Printed in Canada