

R85 Rotary Disc 13 Foot Windrower Header

PARTS CATALOG

Part #169458 Rev. D

\$15



Model 13FT R85 Rotary Disc Header PARTS CATALOG

<u>CONTENTS</u>	<u>PAGE</u>
Index - Alphabetical	2
Abbreviations & Serial Number Breaks	3
Cutterbar Components	4, 5
Cutterbar	6, 7
Cutterbar and Rockguards	8, 9
Cutterbar End Supports	10, 11
Conditioner Roll	12, 13
Cutterbar/Conditioner to Frame	14, 15
Cage and Cutterbar Drive	16, 17
Cutterbar Drive Gearbox	18, 19
Roll Drive	20, 21
Header Top Shields	22, 23
Header Front Shields	24, 25
Header Drive Shields	26, 27
Wiring and Speed Sensor	28, 29
SP Completion	30, 31
Carrier Assembly	32, 33
Carrier Frame Components	34, 35
Carrier Springs	36, 37
Hitch Hydraulic Drive (2012 and prior)	38, 39
Hitch Drive Gearbox (2012 and prior)	40, 41
Hitch Hydraulic Drive	42, 43
Drivelines	44, 45
Hitch Hydraulics & Electrical	46 – 49
Hitch Assembly	50, 51
Decals, Reflectors and Paint	52, 53
Product Identification Decals	54, 55
2-Panel (Non text) Decals	56, 57
Latches	58, 59
SP Header Forming Shields	60, 61
Pull-Type Forming Shields	62, 63
Mechanical Header Angle	64, 65
Hydraulic Header Angle Kit	66, 67
Drawbar Hitch	68, 69
3 Point Hitch Adaptor	70, 71
Truck Transport Hitch	72, 73
Options	74, 75
Skid Shoes	76, 77
Tall Crop Dividers	78, 78
M205 to R85 Hydraulics Drive	80, 81
M150/M155 to R85 Hydraulics Drive	82, 83
M200 to R85 Hydraulics Drive	84, 85
Header Drive Performance Improvement Kit	86, 87
NUMERICAL LIST	88 - 91

ALPHABETICAL INDEX

<u>A</u>		<u>H</u>	
Accelerators	4	Hydraulics -M200	84
<u>C</u>		Hydraulics – M150/M155	82
Cage and Cutter Drives	16	Hydraulics – M205	80
Carrier Assembly	32	Hydraulics – Hitch Drive	38
Carrier Frame Components	34	Header Shields, Drive	26
Carrier Springs	36	Header Shields, Front	24
Conditioner and Crop Lifting Roll Assembly	12	Header Shields, Top	22
Crop Lift Roll Drive Idler Assembly	19	Header Angle – Hydraulic	66
Cutter Drive	18	Header Angle – Mechanical	64
Cutterbar Components	4	Hitch Adaptor – 3 Point	70
Cutterbar & Rockguards	8	Hitch Assembly	50
Cutterbar End Supports	10	Hitch Truck Transport	72
<u>D</u>		<u>L</u>	
Decals & Reflectors	52	Latches	58
Decals – 2 Panel (CE Units)	56	Lift Boot	30
Decals - Product Identification	54	<u>P</u>	
Drivelines	16	Paint	52
Drivelines – Hitch	42	Product Identification Decals	54
Drawbar Hitch	68	<u>S</u>	
<u>E</u>		Shields – Drive	26
Forming Shields – SP	60	Shields – Front	24
Forming Shields – Pull-Type	62	Shields – Top	22
<u>G</u>		Shoes – Skid	76
Gearbox - Roll Drives	20	Suspended Rotary Cages Drives	16
Gearbox – Hitch Drive	38	<u>I</u>	
		Tall Crop Dividers	78
		Truck Transport Hitch	72

ABBREVIATIONS

L/H - left hand (Determined from Operator's position, facing forward.)
 R/H - right hand
 I.D. - inside diameter
 O.D. - outside diameter
 A/R - as required (quantity varies)
 REF - reference, part number called up elsewhere in catalog
 NC - national coarse thread
 NF - national fine thread
 NSS – not serviced separately
 OPT – optional
 S.P. – Self-Propelled Header
 P.T. – Pull Type Header

NOTE: Common hardware is illustrated and alphabetic references are used to designate description of these items.

When ordering, be sure the complete and proper serial number is given.

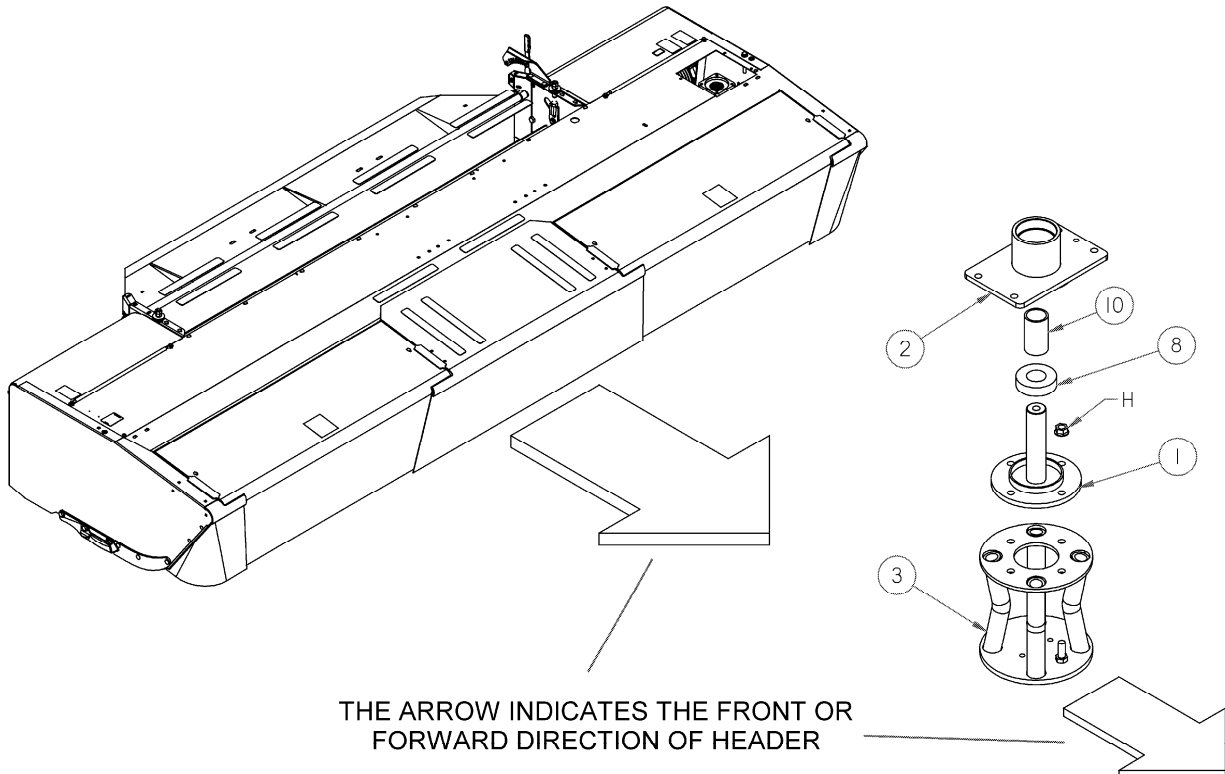
Some parts vary with header size; be sure you are ordering the correct part number for your unit.

SERIAL NUMBER BREAKS

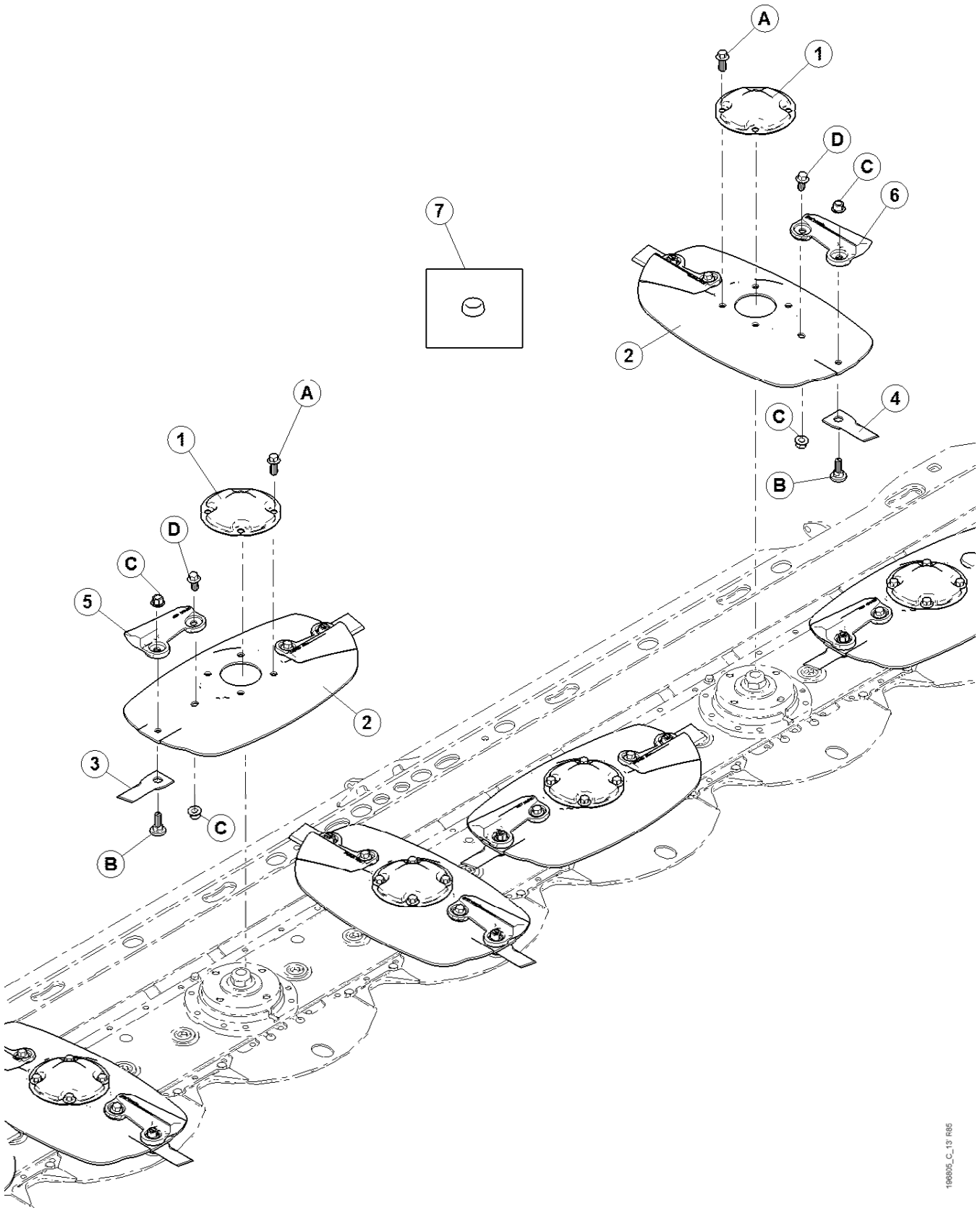
The side of the serial number on which the dash (-) appears determines whether the part is used "up to" or "after" the serial number given.

Example: -162249 Used on machines up to and including serial number 166249.
 166250- Used on machines including and after serial number 166250.

BOLDED PART NUMBERS INDICATE REVISIONS OR ADDITIONS SINCE LAST PRODUCTION YEAR.



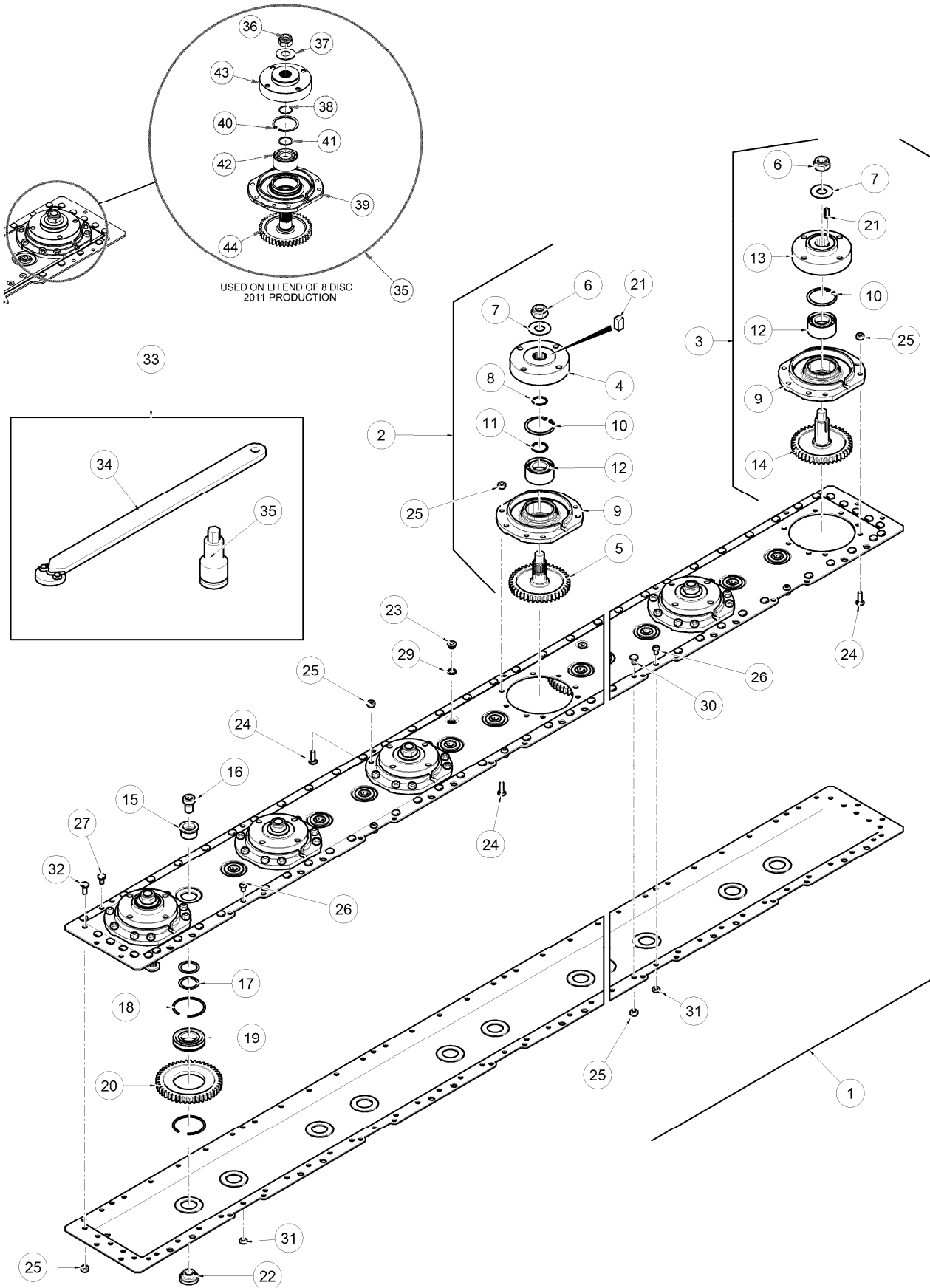
CUTTERBAR COMPONENTS



CUTTERBAR COMPONENTS

REF	PART NUMBER	DESCRIPTION	QTY		SERIAL NUMBER
1	148735	COVER.....	7		
2	148730	DISC – WELDT	8		
3	194569	BLADE-CW-47 MM X 108 MM X 4 MM X 18 DEG BEVEL DN (25 pack).....	8		
4	194570	BLADE-CCW-47 MM X 108 MM X 4 MM X 18 DEG BEVEL DN (25 pack)	8		
5	150413	ACCELERATOR – CW	8		
6	150734	ACCELERATOR – CCW.....	8		
7	221530	SHIELD – NUT	OPT		
A	148798	BOLT-HH FLANGE M12 X 1.75 X 30 LG ZP			
B	148644	BOLT - SHOULDER - BLADE PIVOT			
C	148645	NUT - LOCK FLG STOVER M12 X 1.75 ZP			
D	148800	BOLT-HH FLANGE M12 X 1.75 X 25 LG ZP			

CUTTERBAR



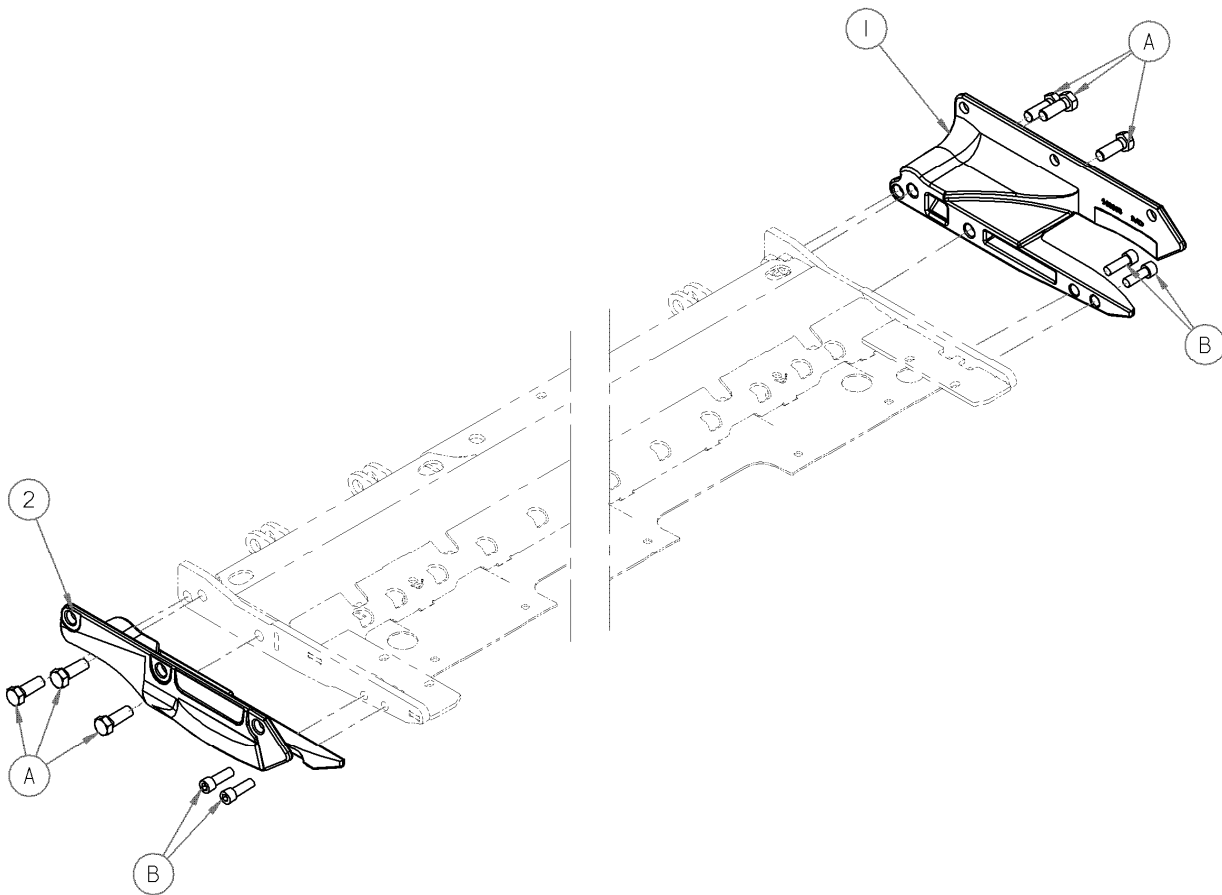
CUTTERBAR

REF	PART NUMBER	DESCRIPTION	QTY		SERIAL NUMBER
1	146926	CUTTERBED – ROTARY DISC COMPLETE	1		
2	150849	SPINDLE ASSEMBLY, SHORT (Includes items 4-12)	6		-216499
	194653	SPINDLE ASSEMBLY, SHORT (Includes items 4-12, 21)	6		216500-
3	198278	SPINDLE ASSEMBLY, TALL (Includes items 6-14, 21)	2		
4	NSS	FLANGE - SPINDLE, SHORT	7		
5	194175	GEAR - SPINDLE, SHORT	6		-216499
	194651	GEAR - SPINDLE, SHORT (SHEAR KEY TYPE)	6		216500
6	150842	LOCKNUT	8		
7	150837	BELLEVILLE SPRING.....	8		
8	150845	SNAP RING.....	8		
9	NSS	MOUNTING – SPINDLE	8		
10	150844	SNAP RING.....	8		
11	150832	SPACER.....	8		
12	150838	BEARING	8		
13	NSS	FLANGE - SPINDLE, TALL.....	2		
14	198516	GEAR – SPINDLE TALL	2		
15	150834	BUSHING - CUTTERBAR.....	14		
16	150828	BOLT	14		
17	150826	SHIM	28		
18	150829	SNAP RING.....	28		
19	150833	BEARING	14		
20	150852	GEAR ASSEMBLY, 45T (Includes Item 19).....	14		
21	198280	KEY	8		
22	150835	PIN	14		
23	150830	PLUG.....	3		
24	150827	SCREW.....	64		
25	150840	HEX. NUT.....	153		
26	150839	BOLT	7		
27	150831	SCREW	31		
29	150843	BOLT WASHER	3		
30	150846	SCREW.....	42		
31	150841	HEX. NUT.....	7		
32	150836	SCREW.....	16		
33	B4905	KIT – Cutterbar repair tool (Kit available through Wholegoods)			
34	194179	TOOL – SPANNER WRENCH.....	1		
35	194178	TOOL - SOCKET.....	1		
45	184674	BOLT-HEX HD TFL ISO 4017 (not shown on illustration).....	2		
46	222705	TOOL - BUSHING EXTRACTION (not shown on illustration).....	1		
47	222704	O-RING (not shown on illustration)	1		
	NOTE:	Some 2011 Production units have a cutterbar with <u>one</u> tall spindle assembly (at L/H end only), instead of two tall spindle assemblies (one at each end). When servicing components of units with one tall spindle assembly, see items 36-44. As a complete unit, item 2 198278 can replace item 35 150850			
35	150850	SPINDLE ASSEMBLY, TALL (Includes items 36-44)	1		
36	150842	LOCKNUT			
37	150837	BELLEVILLE SPRING.....			
38	150845	SNAP RING.....			
39	NSS	MOUNTING – SPINDLE			
40	150844	SNAP RING.....			
41	150832	SPACER.....			
42	150838	BEARING			
43	NSS	FLANGE - SPINDLE, TALL.....			
44	194176	GEAR - SPINDLE, TALL.....			

CUTTERBAR AND ROCKGUARDS

REF	PART NUMBER	DESCRIPTION	QTY		SERIAL NUMBER
1	146926	CUTTERBAR ASSEMBLY 13 FT - 8 DISC	1		
2	146293	GUARD - LH CONT WELDT	1		
3	146371	GUARD - RH CONT WELDT	1		
4	157946	GUARD- CENTER WELDT	6		
5	157202	GUARD- NOTCH - COUNTER ROTATING	7		
6	198055	SUPPORT - 8 Disc Cutterbar	1		
A	135785	BOLT - RHSN M10 X 1.5 X 25 LG ZP			
B	030627	BOLT - HH M10 X 1.5 X 25 LG ZP			
C	184665	BOLT-HEX HD FLANGE M10 X 1.5 X 30 LG ZP			
D	135723	BOLT-BUTTON HD HEX SOCKET CLEAR ZP M10 X 20			
E	135799	NUT-FLG CENTER LOCK SM FACE M10-1.5			
F	050101	NUT-FLG LOCK PREV TORQUE SM FACE M10-1.5			
G	135800	NUT, CENTER LOCK, STYLE 1, M10-1.5			
H	18598	WASHER - FLAT SAE 13-32 ID			

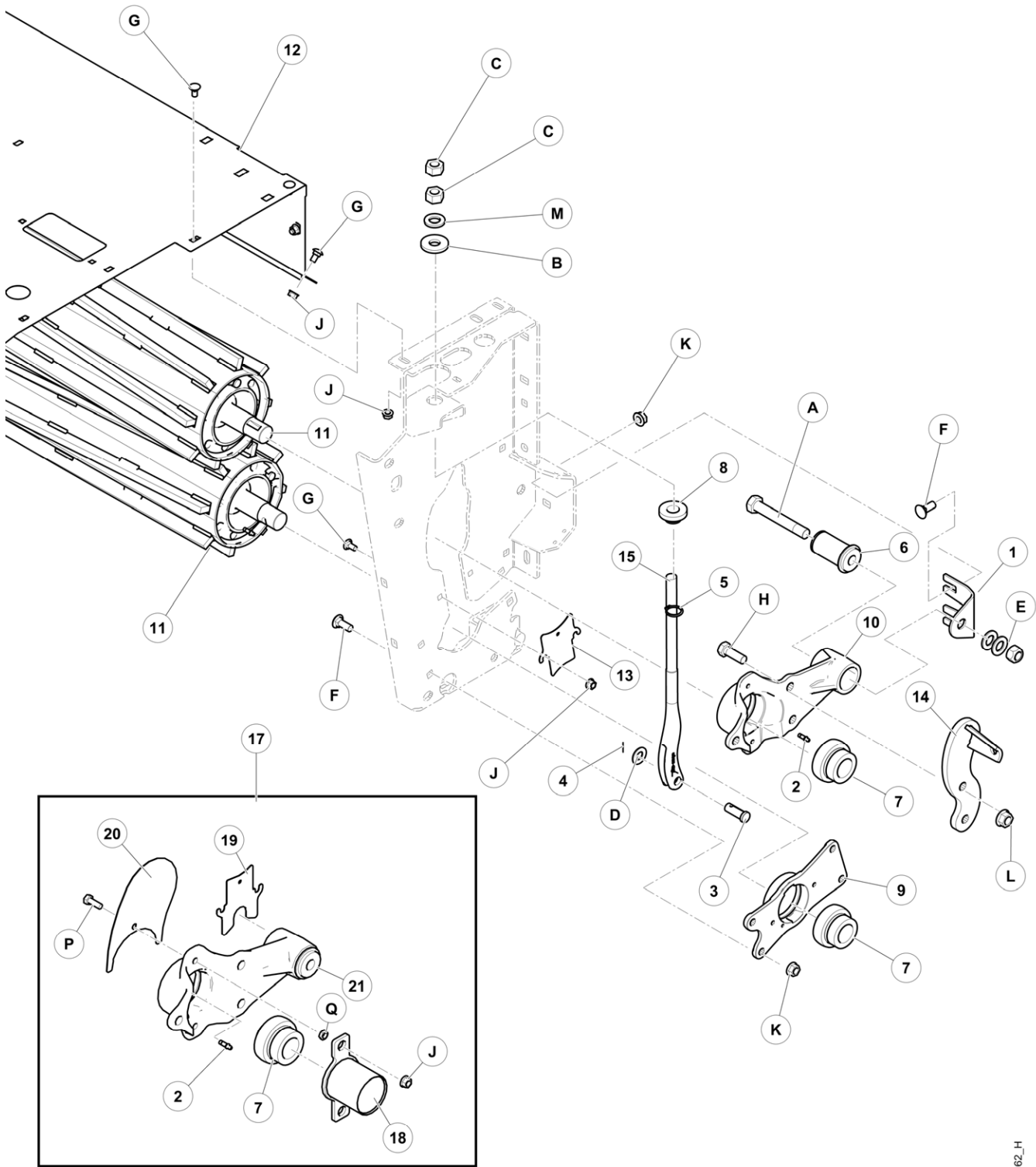
CUTTERBAR END SUPPORTS



CUTTERBAR END SUPPORTS

REF	PART NUMBER	DESCRIPTION	QTY		SERIAL NUMBER
1	149863	SUPPORT - CRADLE LH.....	1		
2	150024	SUPPORT - CRADLE RH.....	1		
A	021582	BOLT - HH 5/8 NC X 1.75 LG GR5 ZP			
B	135686	BOLT - SKT HD 1/2 NC X 1.50 LG GR. 5			

CONDITIONER ROLLS



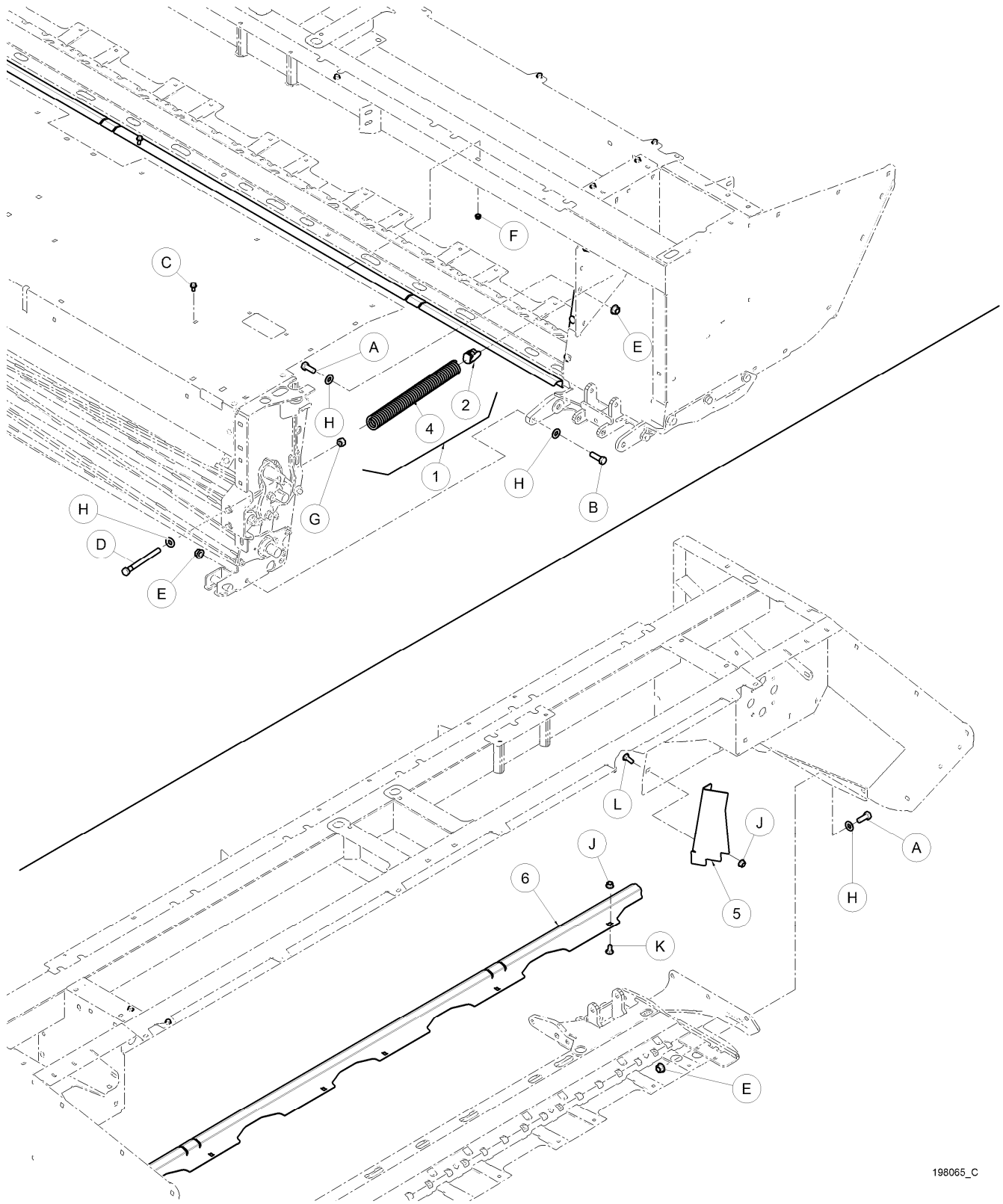
*

198062_H

CONDITIONER ROLLS

REF	PART NUMBER	DESCRIPTION	QTY		SERIAL NUMBER
1	157381	ANGLE	1		
2	7536	FITTING - LUBRICATION 1/4 -28 TAPER THD	4		
3	18619	PIN – CLEVIS.....	2		
4	18648	PIN-COTTER 3/16 DIA X 1.25 ZP	2		
5	135764	RING - EXT RETAINING HEAVY DUTY.....	2		
6	149342	BUSHING – RUBBER.....	2		
7	149950	BEARING - SPH OD CW COLLAR 1.5 IN BORE	4		
8	157334	STOP – PLASTIC.....	2		
9	196989	HOUSING - LOWER COND ROLL BRG	2		
10	236790	ARM C/W BUSHING.....	2		
11	198154	ROLL – BALANCED.....	2		
12	198205	COVER - CONDITIONER – ROTARY	1		
13	198276	SHIELD - CONDITIONER PANEL	2		
14	198312	ARM - CRANK WELD-T LH	1		
	198313	ARM - CRANK WELD-T RH	1		
15	198419	STOP – MACHINED	2		
16	NS	PANEL, weldment – NS (not serviced)			
17	236845	KIT – CONDITIONER ARM REPAIR , to service units prior to 2013.			
18	236786	SHIELD - WELDMENT			
19	236798	SHIELD - CONDITIONER PANEL			
20	236662	SHIELD			
21	196907	ASSEMBLY - ARM C/W BEARING			
A	21599	BOLT - HH 3/4 NC X 5.0 LG GR 5 ZP			
B	6647	WASHER - FLAT			
C	18593	NUT - HEX 3/4 - 10 UNC GR 5 ZP			
D	18600	WASHER - SAE FLAT 21/32 ID X 1 5/16 IN OD ZP			
E	18689	NUT - HEX LOCK DT .750-10UNC			
F	21471	BOLT - RHSN 1/2 NC X 1.25 GR 5 ZP			
G	21472	BOLT - RHSN 3/8 NC X 0.75 GR 5 ZP			
H	21582	BOLT - HH 5/8 NC X 1.75 LG GR5 ZP			
J	30228	NUT - FLANGE DT SMOOTH FACE 0.375-16UNC			
K	50186	NUT - FLANGE LOCK SM FACE DT 0.500-13UNC GR5			
L	50225	NUT - FLANGE DT SMOOTH FACE .625-11UNC			
M	21540	WASHER - HARDENED			
N	18601	WASHER - flat 13/32 10 x 1 1/2 OD			
P	20077	BOLT - HEX HD 3/8 NC X 1.0 LG GR 5 ZP			
Q	18664	NUT - HEX JAM 3/8 - 16 UNC GR 5 ZP			

CUTTERBAR/CONDITIONER TO FRAME

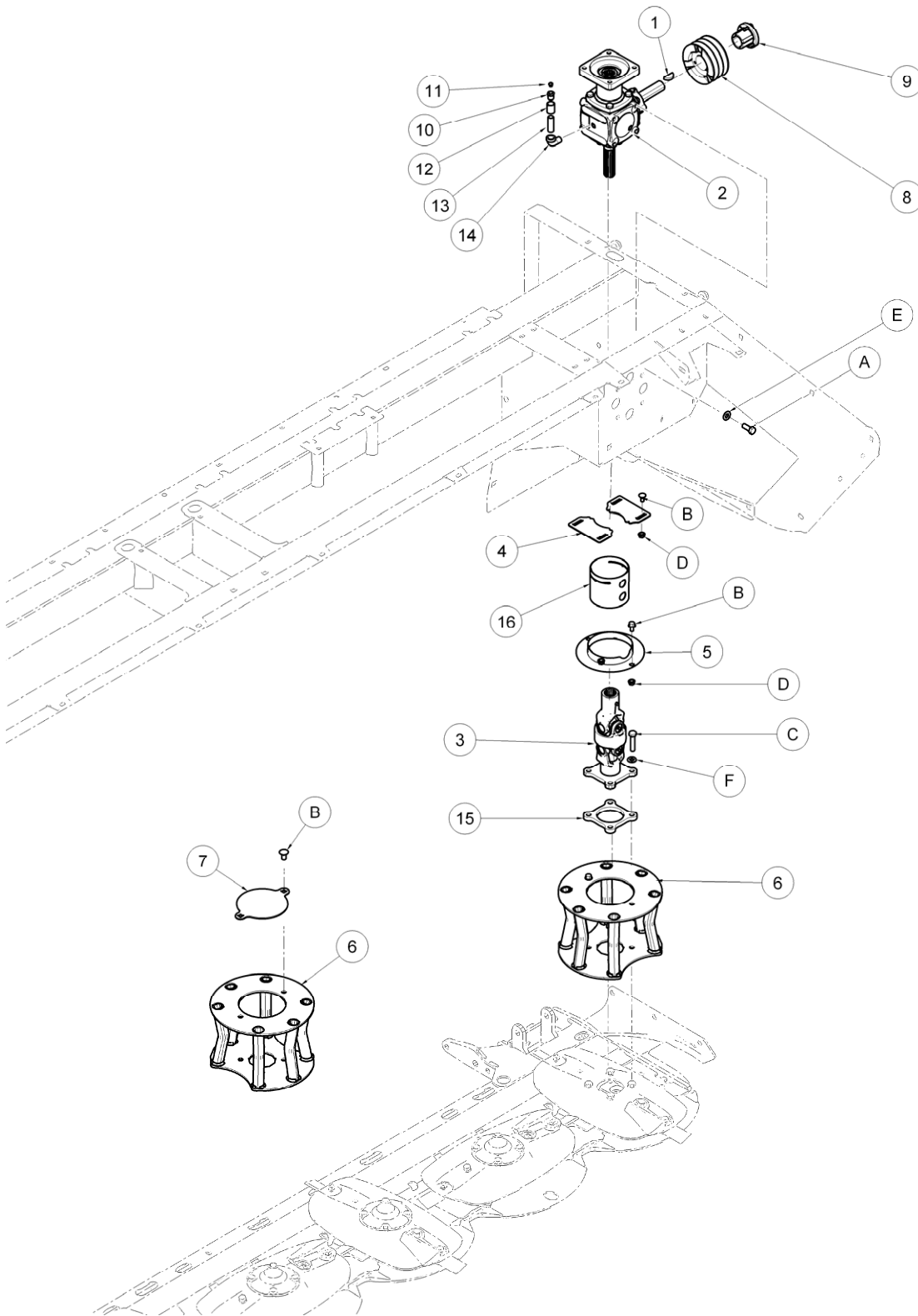


198065_C

CUTTERBAR/CONDITIONER TO FRAME

REF	PART NUMBER	DESCRIPTION	QTY		SERIAL NUMBER
1	196279	ASSEMBLY – SPRING	2		
2	130529	INSERT – MACHINED	2		
4	146128	SPRING – EXTENSION	2		
5	198944	DEFLECTOR LH	1		
	198945	DEFLECTOR RH	1		
6	198934	PAN – CENTER	1		
A	21594	BOLT - HEX HD 0.625 -11UNC X 1.50			
B	21587	BOLT - HH 5/8 NC X 2.0 LG GR5 ZP			
C	21821	BOLT - HH FLG (SERR FACE) 3/8 NC X 0.75 GR 5 ZP			
D	135906	BOLT-HH 5/8 NC X 7.5 TFL LG GR 5 ZP			
E	50225	NUT - FLANGE DT SMOOTH FACE .625-11UNC			
F	30228	NUT - FLANGE DT SMOOTH FACE 0.375-16UNC			
G	18592	NUT - HEX 5/8 - 11 UNC GR 5 ZP			
H	30441	WASHER - HARDENED			
J	50186	NUT - FLANGE LOCK SM FACE DT 0.500-13UNC GR5			
K	21066	BOLT – RHSN 1/2 NC X 1 GR 5 ZP			
L	21471	BOLT – RHSN 1/2 NC X 1.25 GR 5 ZP			

CAGES AND CUTTERBAR DRIVE

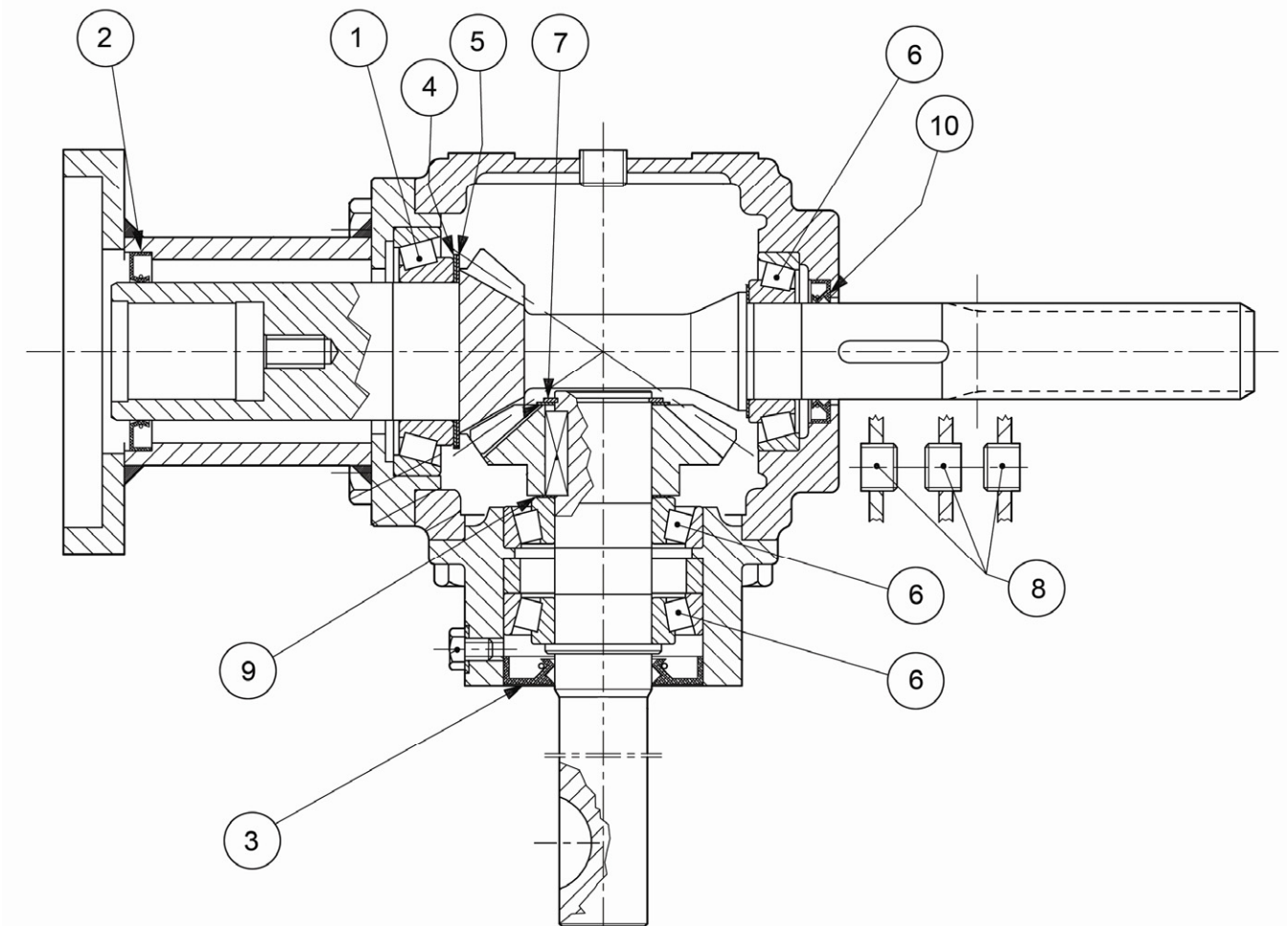


196067_G

CAGES AND CUTTERBAR DRIVES

REF	PART NUMBER	DESCRIPTION	QTY		SERIAL NUMBER
1	135485	KEY - WOODRUFF (5/16 X 1 3/8 NOM.).....	1		
2	149545	GEARBOX (see following pages for service parts)	1		
3	149875	UNIVERSAL JOINT ASSY	1		
	124541	CROSS JOURNAL KIT			
	150898	YOKE			
4	146378	SHIELD WELDT	2		
5	150821	SHIELD WELDT	1		
6	150682	DEFLECTOR - DRIVEN - CAGE.....	2		
7	150730	PLATE	1		
8	198225	PULLEY - 3 HB	1		
9	115074	BUSHING - SPLIT TAPER.....	1		
10	21024	FITTING - REDUCER BUSHING	1		
11	21425	VALVE - RELIEF	1		
12	30946	FITTING-COUPLING 3/8 NPT	1		
13	5734	FITTING-SHORT NIPPLE 3/8 NPT	1		
14	5735	FITTING-90° STREET ELBOW-3/8 NPT	1		
15	198469	SPACER.....	1		
16	146380	SHIELD	1		
A	21491	BOLT - HH 1/2 NC X 1.25 LG GR 5 ZP			
B	21472	BOLT - RHSN 3/8 NC X 0.75 GR 5 ZP			
	152779	BOLT-HH M12 X 1.75 X 55 LG ZP			
D	30228	NUT - FLANGE DT SMOOTH FACE 0.375-16UNC			
E	135369	WASHER- HARDENED			
F	30636	WASHER - FLAT			

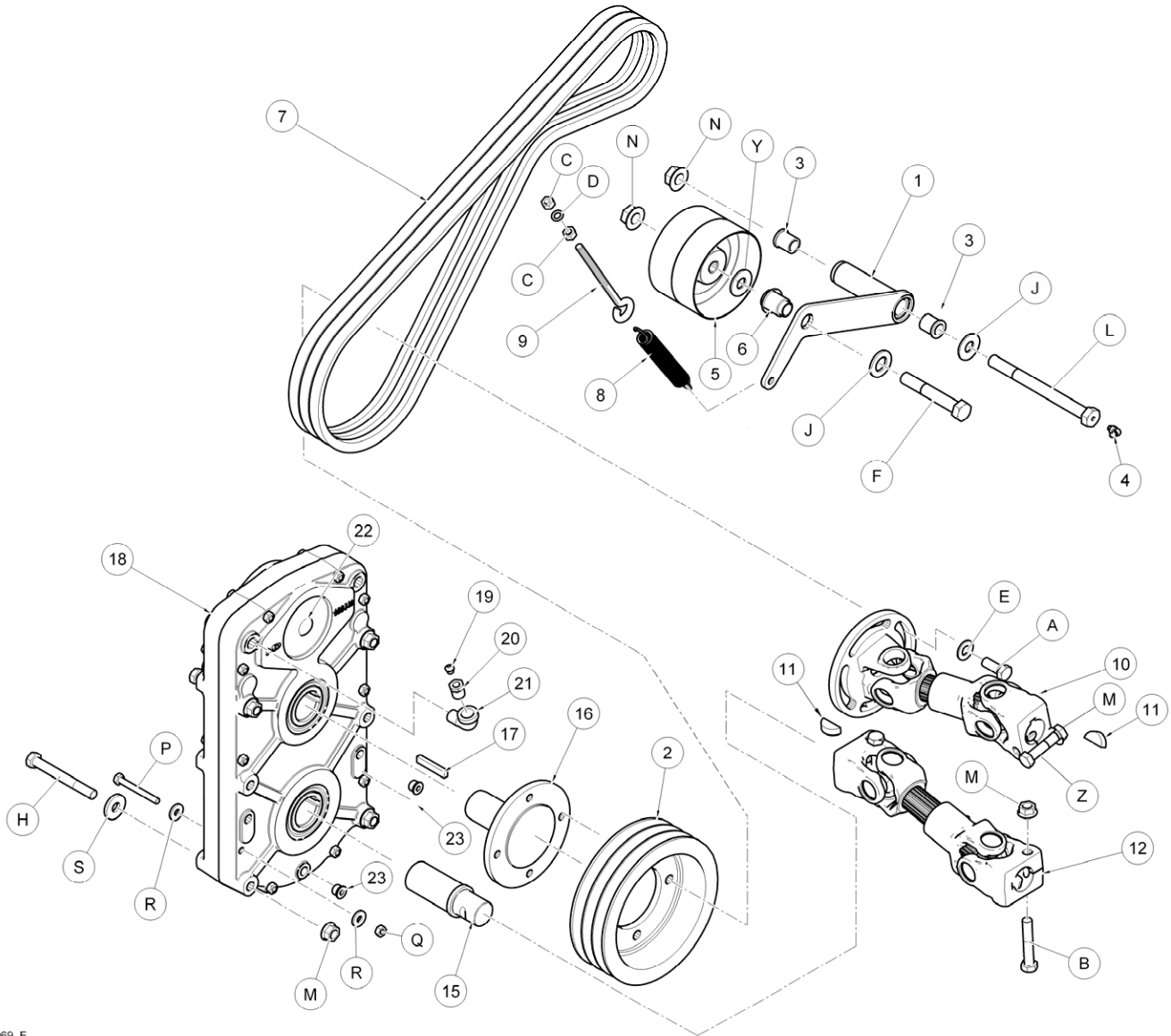
CUTTERBAR DRIVE GEARBOX



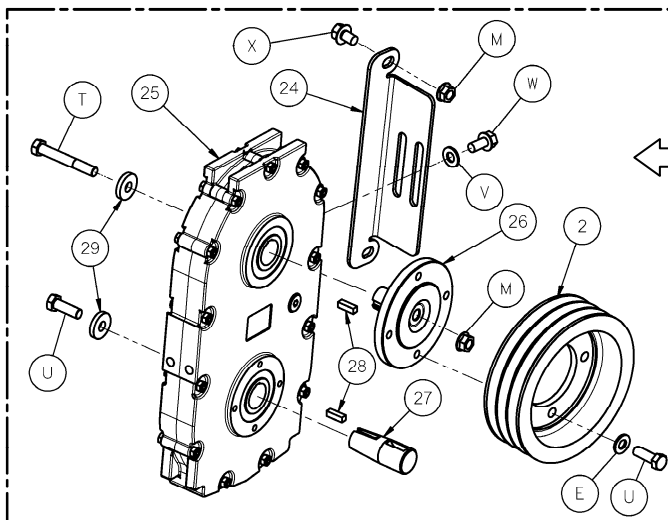
CUTTERBAR DRIVE GEARBOX

REF	PART NUMBER	DESCRIPTION	QTY		SERIAL NUMBER
1	150871	BEARING	1		
2	150872	SEAL	1		
3	111961	SEAL	1		
4	150873	SHIM	1		
5	150874	SHIM	1		
6	50091	BEARING	3		
7	150875	RING	1		
8	150864	FITTING	4		
9	150877	SHIM	3		
10	150878	SEAL	1		

ROLL DRIVE



198069_E

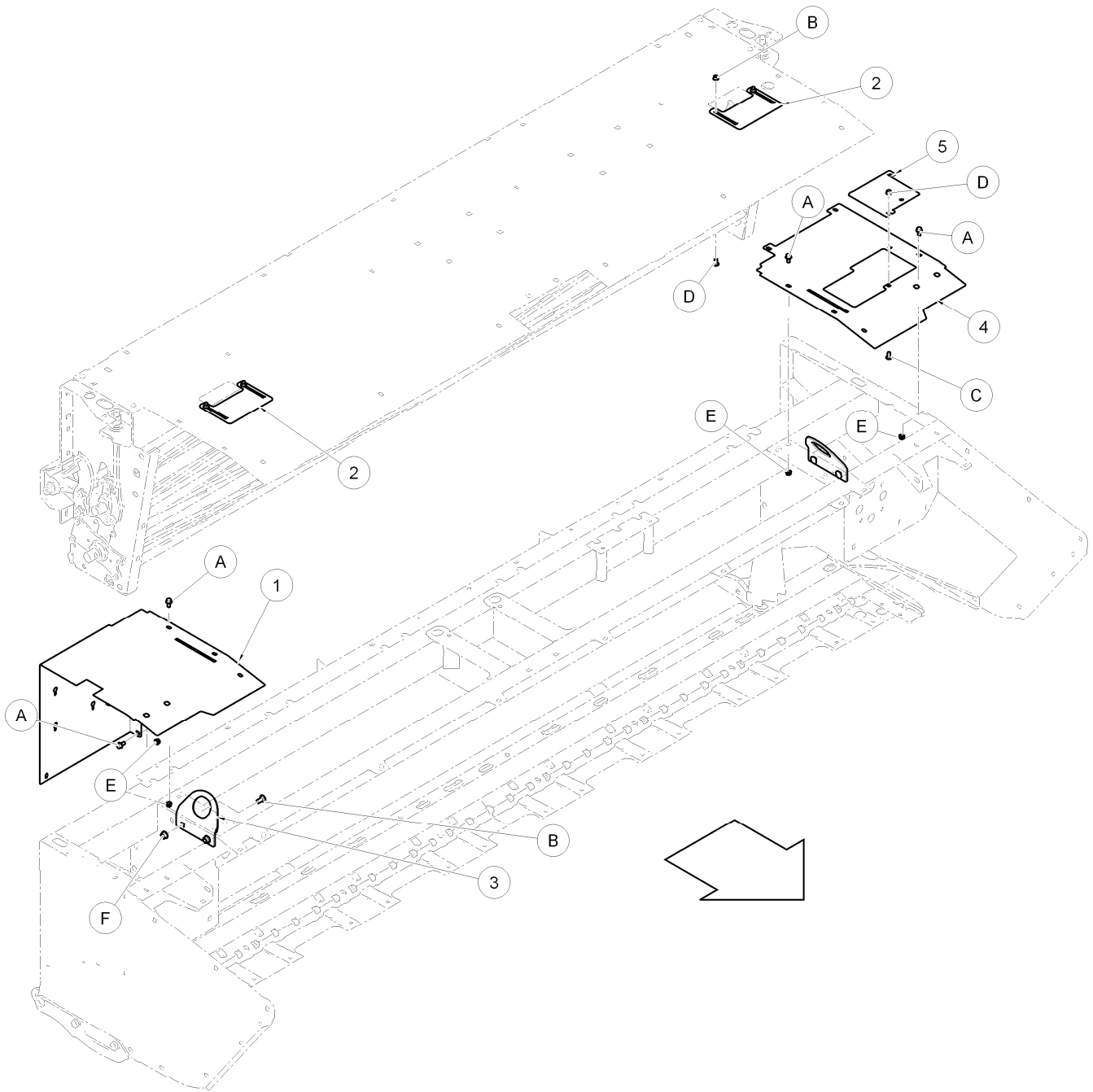


2011 & 2012 PRODUCTION
GEARBOX ASSEMBLY

ROLL DRIVE

REF	PART NUMBER	DESCRIPTION	QTY		SERIAL NUMBER
1	198263	ARM - IDLER WITH BUSHINGS	1		
2	198229	PULLEY- MACHINING.....	1		
3	150437	BUSHING - FLANGED 5/8 X 7/8 X 1L.....	2		
4	21010	FITTING - LUBRICATION - 90°	1		
5	149183	PULLEY - IDLER.....	1		
6	196195	SPACER.....	1		
7	198244	BELT - CONDITIONER DRIVE - 3HB.....	1		
8	198320	SPRING.....	1		
9	135849	EYE BOLT.....	1		
10	196857	DRIVELINE -13FT	1		
	124541	CROSS JOURNAL KIT			
	198329	YOKE			
	149399	YOKE-FLANGE			
11	30836	KEY - WOODRUFF (3/8 X 1 1/4 NOM.)	2		
12	194334	DRIVELINE - LOWER 13FT	1		
	124541	CROSS JOURNAL KIT			
	198329	YOKE			
15	198504	SHAFT - AUGER DRIVE GEARBOX - 13'.....	1		
16	198433	SHAFT - FLANGED	1		
17	198486	KEY - 3/8 X 1/4 X 2 IN	2		
18	198502	DRIVE - GEARBOX ASSY, includes items 15, 16, 17.	1		
	198616	BEARING-BALL 90 MM OD	4		
	146824	GEAR - 40T	2		
	198457	SEAL - OIL	4		
19	21425	VALVE - RELIEF.....	1		
20	21024	FITTING - REDUCER BUSHING.....	1		
21	5735	FITTING-90° STREET ELBOW-3/8 NPT.....	1		
22	30590	PLUG- PIPE INT HEX SOCKET	1		
23	100577	PLUG - HEX SOCKET CW O-RING	4		
24	198454	BRACKET - GEARBOX MOUNT	1		
25	149672	GEARBOX	1		
	150853	BEARING.....	2		
	150854	SEAL.....	4		
	150855	SHIM.....	2		
	150856	GEAR	2		
26	198468	HUB - MACHINING.....	1		
27	150274	SHAFT - TAPERED	1		
28	4889	KEY - 5/16 SQ. x 1 INCH	2		
29	149757	WASHER - FLAT	2		
A	21491	BOLT - HH 1/2 NC X 1.25 LG GR 5 ZP			
B	21880	BOLT - HH 1/2 NC X 2.75 LG GR 5 ZP			
C	18590	NUT - HEX 3/8 - 16 UNC GR 5 ZP			
D	133521	WASHER - 3/8 X 5/8 , 0.062			
E	135369	WASHER- HARDENED			
F	135371	BOLT - HH 5/8 NC X 4.0 LG GR 5 BLK			
H	184539	BOLT-HH 1/2 NC X 4.25 LG GR5 ZP			
J	18601	WASHER - SAE FLAT 13/16 ID X 1.5 IN OD ZP			
L	146384	BOLT - HH 5/8 NC X 7.0 LG GR5 ZP, SPECIAL DRILLED			
M	50186	NUT - FLANGE LOCK SM FACE DT 0.500-13UNC GR5			
N	50225	NUT - FLANGE DT SMOOTH FACE .625-11UNC			
P	21595	BOLT-HH 5/16 NC X 3.0			
Q	18690	NUT-LOCK 5/16 DIST THD			
R	18597	WASHER, FLAT 11/32 I.D.			
S	4761	WASHER, FLAT			
T	21581	BOLT - HH 1/2 NC X 3.5 GR 5 ZP			
U	18723	BOLT - HH 1/2 NC X 1.5 GR 5 ZP			
V	18599	WASHER - SAE FLAT, 1732 ID X 1-1/16 OD ZP			
W	148800	BOLT - HH FLANGE M12 X 25 mm LG ZP			
X	105066	BOLT - HH FLANGE 1/2 NC X .75 LG GR 5 ZP			
Y	30441	WASHER - HARDENED			
Z	21760	BOLT - HH 1/2 NC X 2.5 LG GR 5 ZP			

HEADER TOP SHIELDS

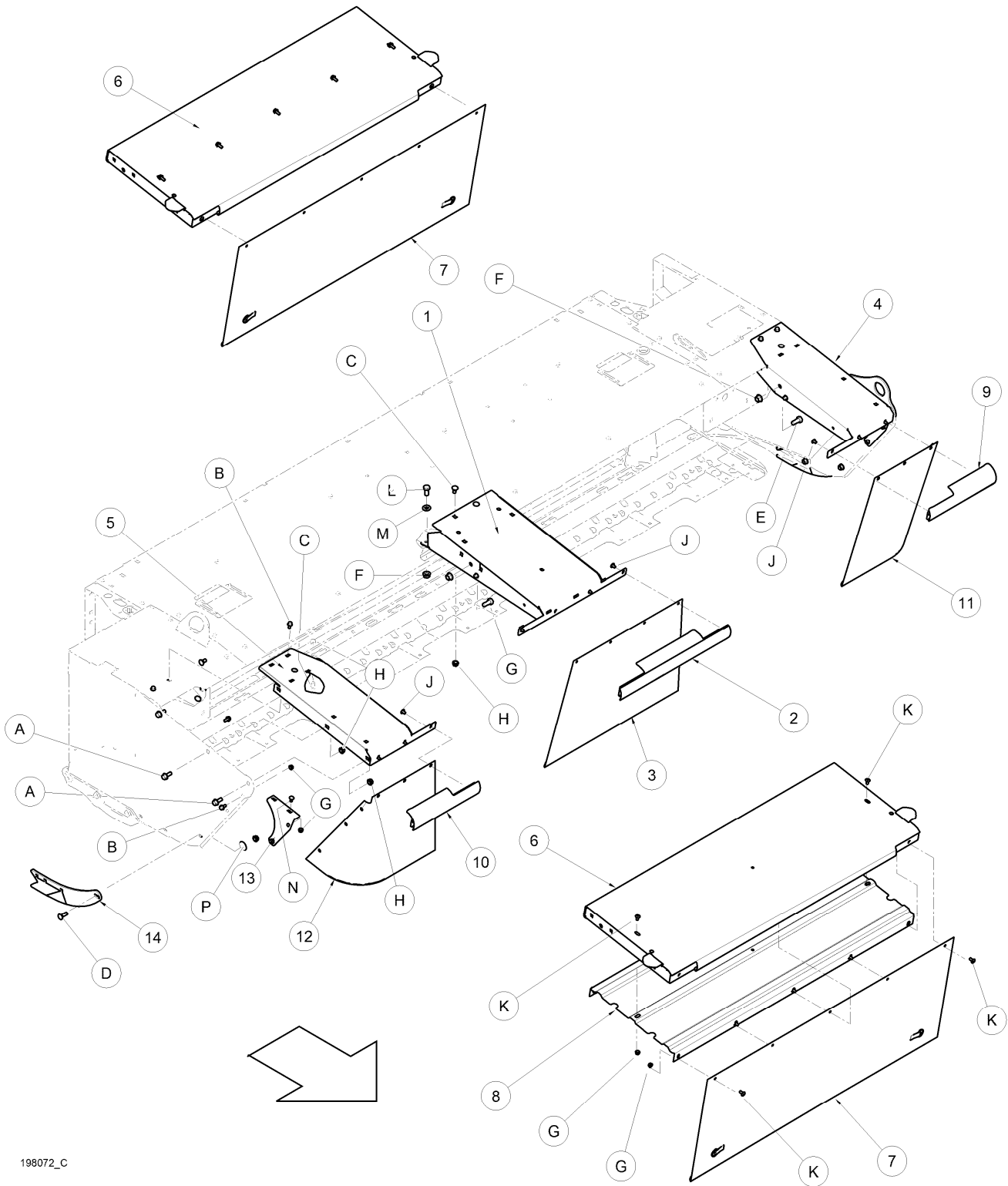


198071_C

HEADER TOP SHIELDS

REF	PART NUMBER	DESCRIPTION	QTY		SERIAL NUMBER
1	198291	COVER - RH	1		
2	198540	COVER - TOP SHIELD	2		
3	198006	HOOK.....	2		
4	198301	SHIELD - DECALS	1		
5	198417	SHIELD - DECALS	1		
A	135963	BOLT - HH FLG (SMOOTH FACE) 3/8 NC X 0.75 GR 5 ZP			
B	21066	BOLT - RHSN 1/2 NC X 1 GR 5 ZP			
C	21863	BOLT-RHSSN 3/8 NC X 0.75 LG GR 5 ZP			
D	21452	NUT - FLANGE (SERR. FACE) .375-16UNC			
E	30228	NUT - FLANGE DT SMOOTH FACE 0.375-16UNC			
F	50186	NUT - FLANGE LOCK SM FACE DT 0.500-13UNC GR5			

HEADER FRONT SHIELDS

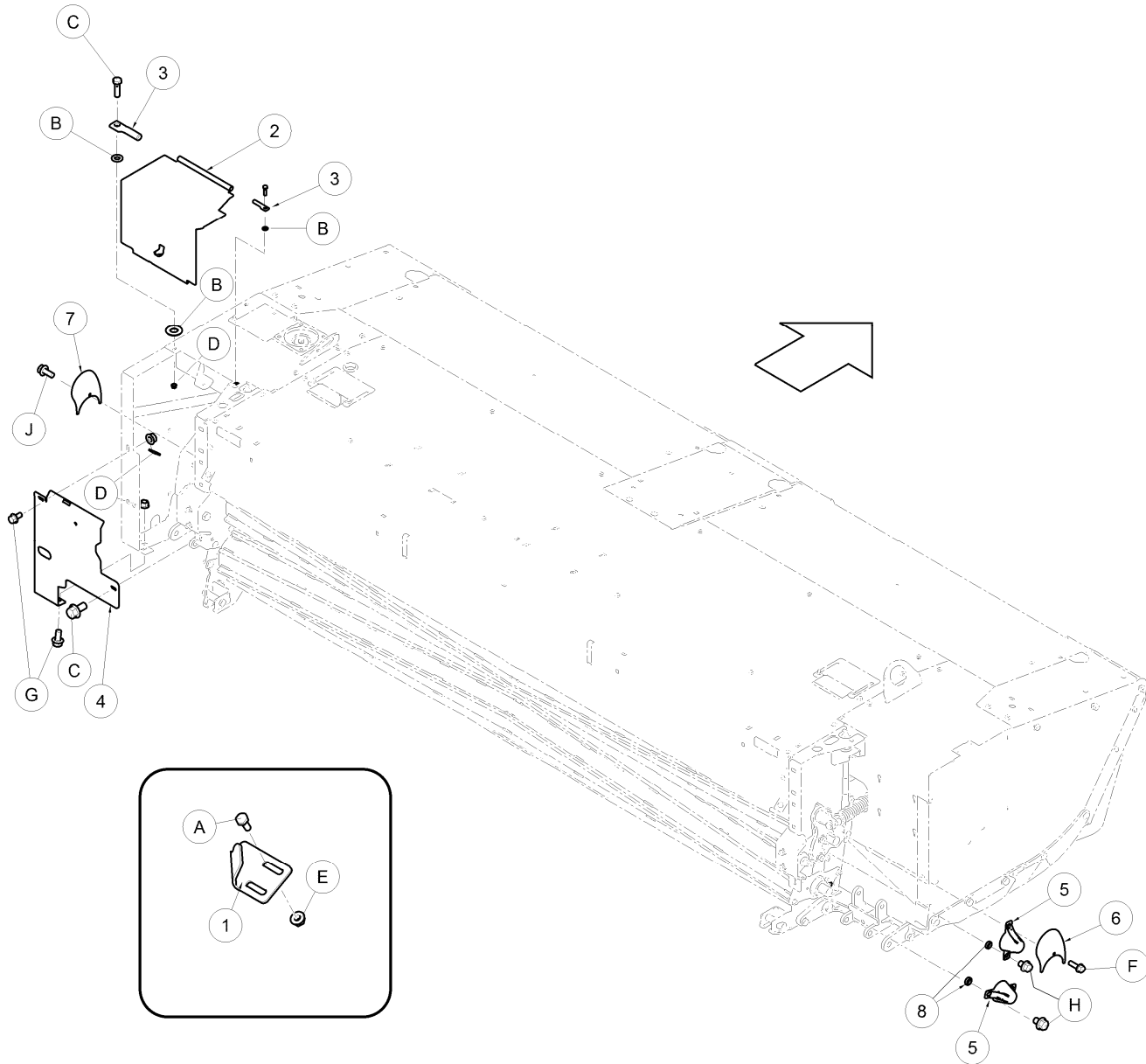


198072_C

HEADER FRONT SHIELDS

REF	PART NUMBER	DESCRIPTION	QTY		SERIAL NUMBER
1	198268	CHANNEL – WELDMENT.....	1		
2	198271	COVER WELDT	1		
3	198505	SHIELD-RUBBER CENTER	1		
4	198050	SUPPORT - LH WELDT.....	1		
5	198051	SUPPORT - RH WELDT	1		
6	198172	COVER C/W DECALS	2		
7	198496	SHIELD – DOOR.....	2		
8	196877	LINER – COVER.....	2		
9	198009	COVER - LH WELDT	1		
10	198024	COVER - RH WELDT.....	1		
11	198498	SHIELD - CORNER LH.....	1		
12	198503	SHIELD - CORNER RH	1		
13	146464	PLATE –RH, CLAMP	1		
	146385	PLATE –LH, CLAMP.....	1		
14	146476	SUPPORT – DIVIDER	2		
A	135965	BOLT - HH FLG (SMOOTH FACE) 1/2 NC X 1.25 GR 5 ZP			
B	135963	BOLT - HH FLG (SMOOTH FACE) 3/8 NC X 0.75 GR 5 ZP			
C	21066	BOLT - RHSN 1/2 NC X 1 GR 5 ZP			
D	21471	BOLT - RHSN 1/2 NC X 1.25 LG GR 5 ZP			
E	48050	BOLT - SHOULDER .625-11UNC			
F	50225	NUT - FLANGE DT SMOOTH FACE .625-11UNC			
G	30228	NUT - FLANGE DT SMOOTH FACE 0.375-16UNC			
H	50186	NUT - FLANGE LOCK SM FACE DT 0.500-13UNC GR5			
J	105137	SCREW - MACHINE			
K	135157	SCREW-MACHINE, TORX TRUSS HEAD, 3/8 IN, .75 IN LG			
L	21585	BOLT HH 5/8 NC X 1.25 LG GR5 ZP			
M	120901	WASHER FLAT HARDENED 5/8 IN. NOMINAL (L9)			
N	21472	BOLT RHSN 3/8 NC X 0.75 GR 5 ZP			
P	18599	WASHER – SAE FLAT 17/32 ID			

HEADER DRIVE SHIELDS

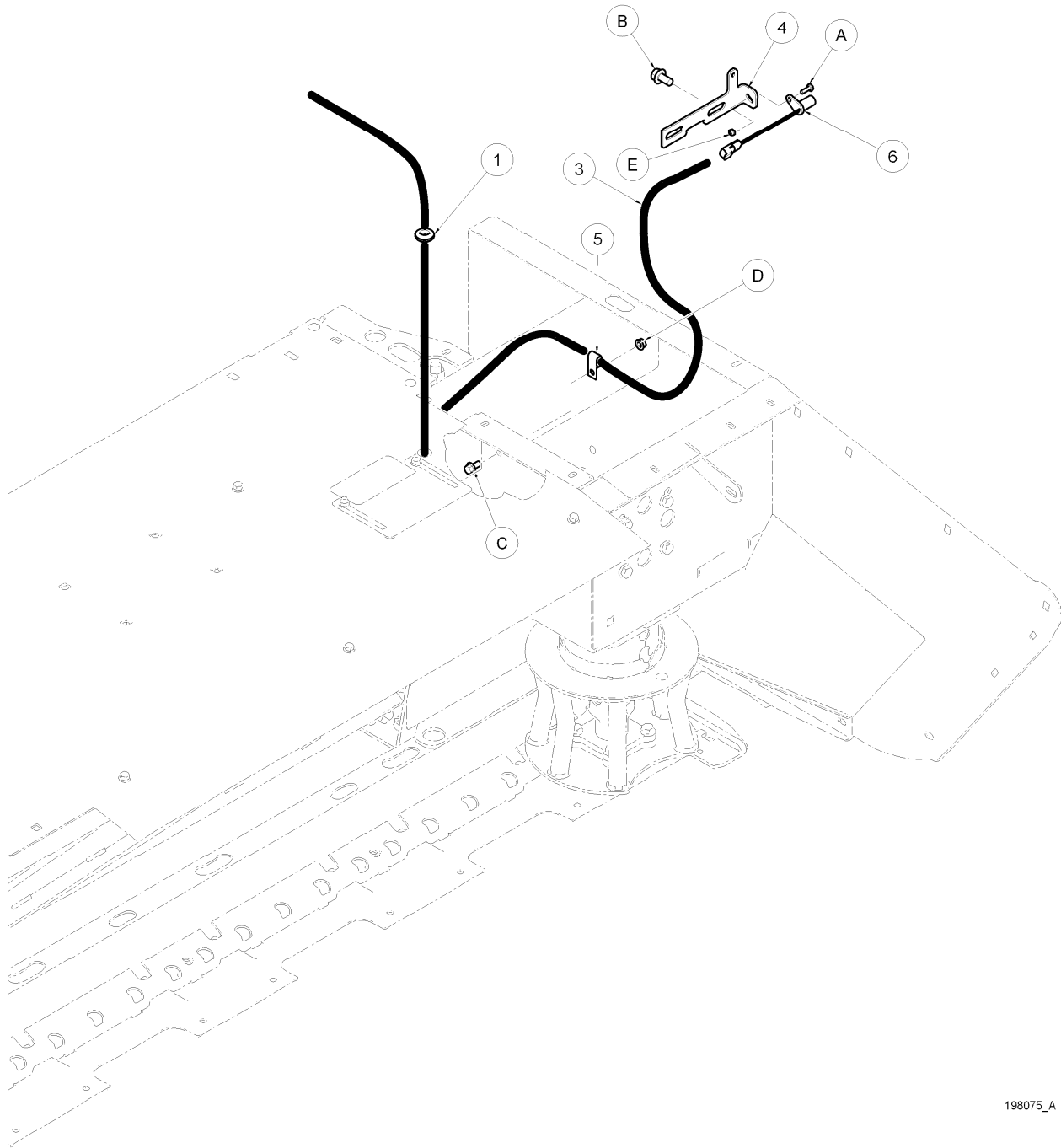


198073_C

HEADER DRIVE SHIELDS

REF	PART NUMBER	DESCRIPTION	QTY		SERIAL NUMBER
1	198771	PLATE – LATCH	1		
2	198340	SHIELD C/W DECAL UPPER REAR LH	1		-216499
	236165	SHIELD C/W DECAL UPPER REAR LH	1		216500-
3	112624	RETAINER-PIN	2		
4	146472	SHIELD – LH	1		-216499
	236155	SHIELD – LH	1		216500-
5	236786	SHIELD – CONDITIONER	2		
6	146965	SHIELD WELDMENT RH	1		
7	146964	SHIELD WELDMENT LH	1		
8	236050	SPACER	4		
A	21572	BOLT - HEX HD 1/4 NC X 0.625 LG GR 5 ZP			
B	18598	WASHER - SAE FLAT 13/32 ID X 13/16 IN OD ZP			
C	21264	BOLT-HH 3/8 NC X 1.25 LG GR 5 ZP			
D	30228	NUT - FLANGE DT SMOOTH FACE 0.375-16UNC			
E	135248	NUT-FLG SMTH FACE 1/4-20 NC GR 5 ZP CTR LK DT THD			
F	30269	BOLT – HEX FLANGE (SERR FACE)HD 5/16 NC X 1.0 LG GR5 ZP			
G	135963	BOLT - HH FLG (SMOOTH FACE) 3/8 NC X 0.75 GR 5 ZP			
H	30693	BOLT – HEX FLANGE (SERR FACE)3/8 NC X 1/2 GR5 ZP			
J	30278	BOLT – HH FLG (SERR FACE) 5/16 NC x 3/4 GR5 ZP			

WIRING & SPEED SENSOR

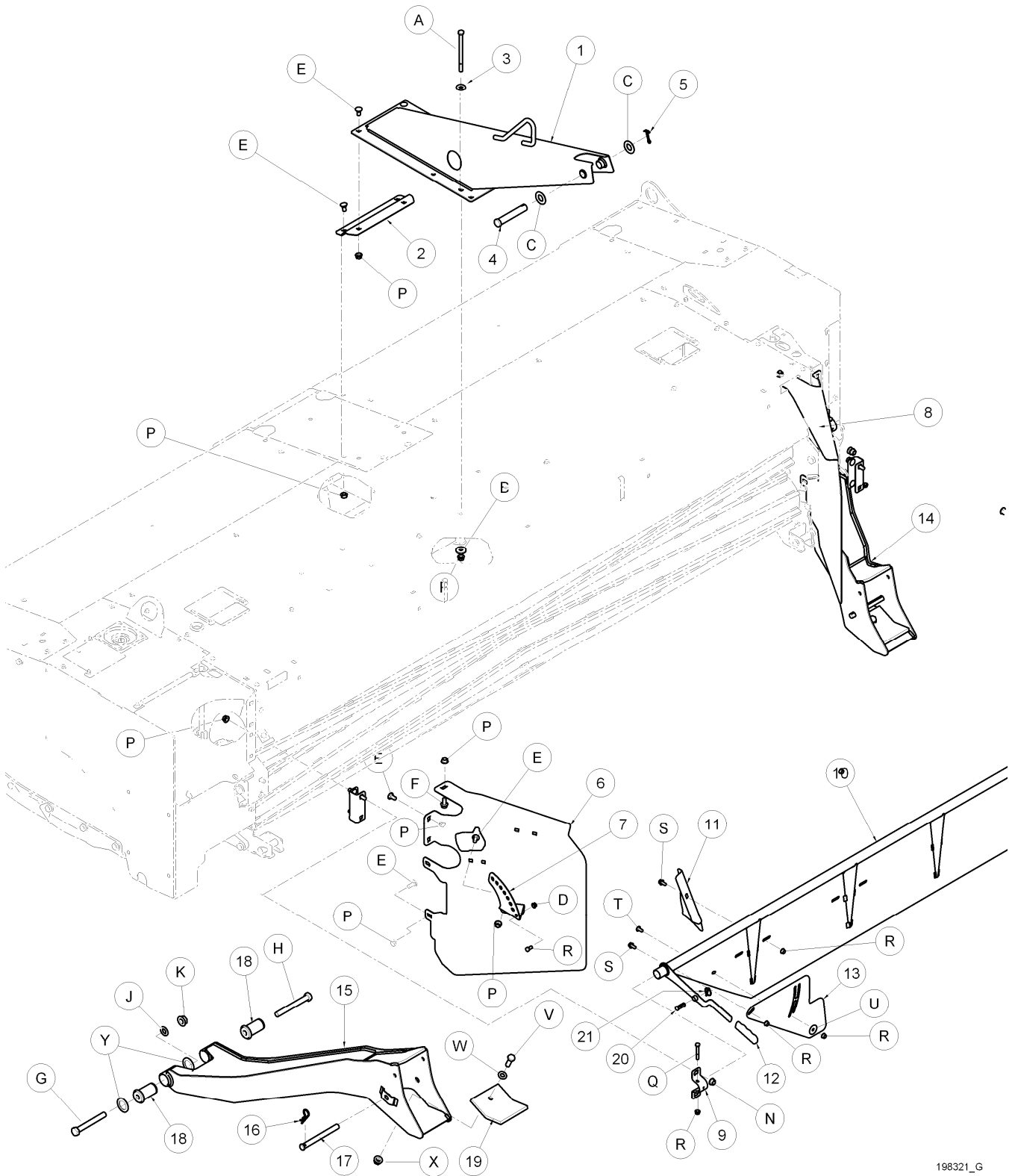


198075_A

WIRING & SPEED SENSOR

REF	PART NUMBER	DESCRIPTION	QTY		SERIAL NUMBER
1	111713	GROMMET-RUBBER	1		
2	138709	HARNESS - M205, HEADER CONNECTION, DISC	1		
3	198323	HARNESS-WIRING 13 SP ROTARY DISC HEADER	1		
4	198344	BRACKET	1		
5	39272	CLIP - INSULATED	1		
6	143875	SENDER - SPEED	1		
A	21566	BOLT - HEX HD 1/4 NC X 0.75 LG GR 5 ZP			
B	21449	BOLT - HH FLG (SERR FACE) 1/2 NC X 1.0 GR 5 ZP			
C	21821	BOLT - HH FLG (SERR FACE) 3/8 NC X 0.75 GR 5 ZP			
D	30228	NUT - FLANGE DT SMOOTH FACE 0.375-16UNC			
E	18724	NUT-HEX LOCK DT 1/4-20 UNC ZP			

SP COMPLETION

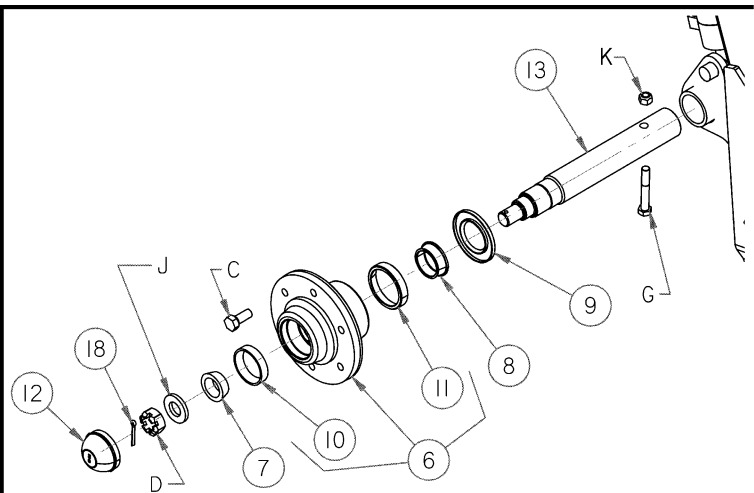
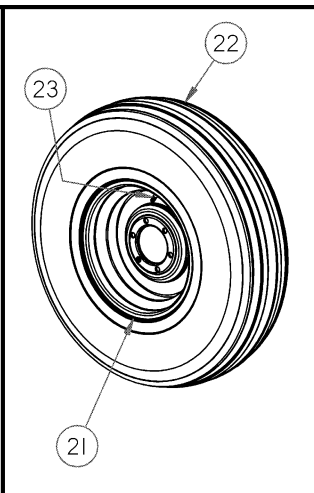
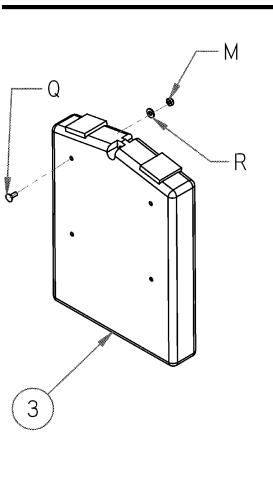
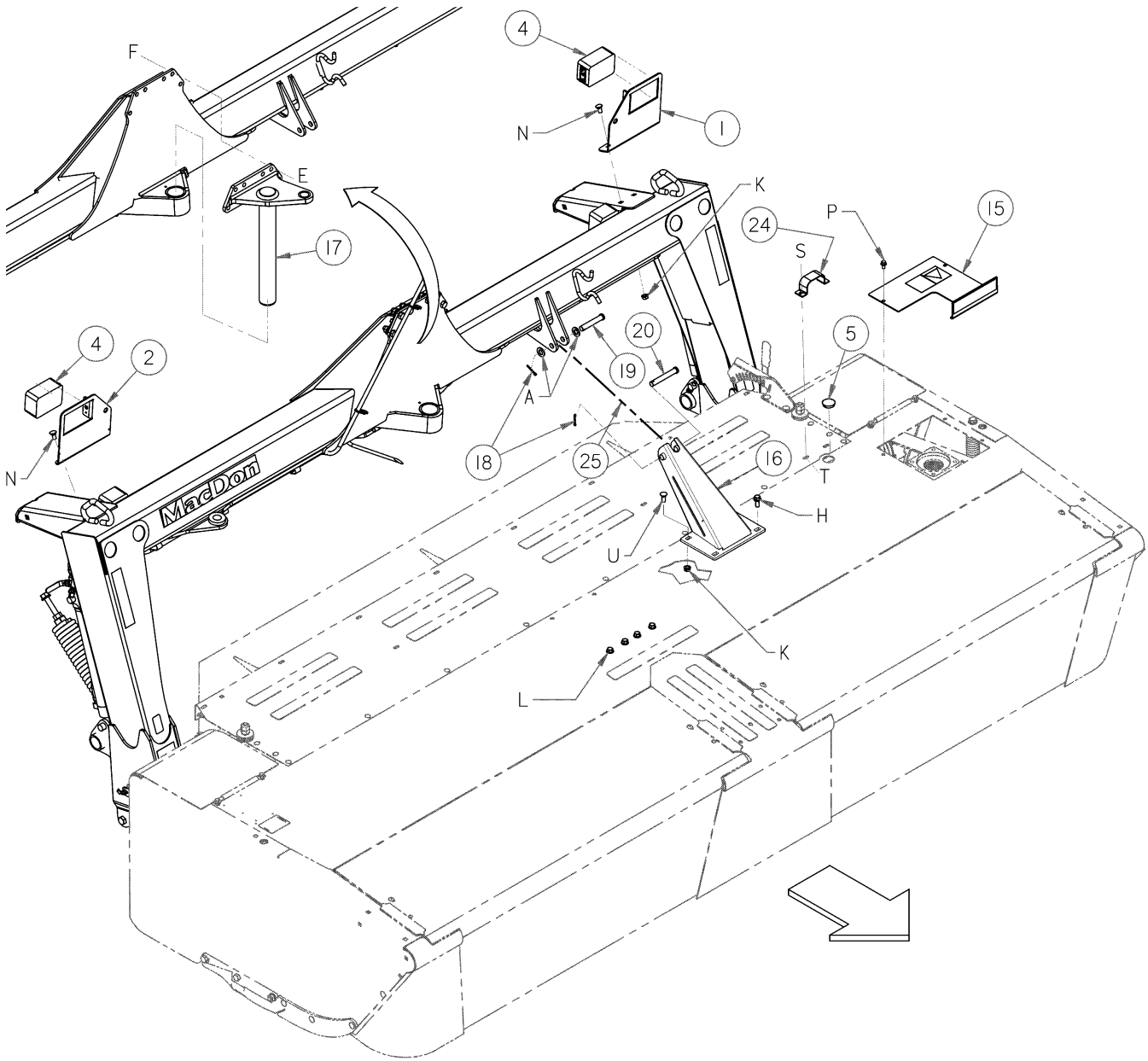


198321_G

SP COMPLETION

REF	PART NUMBER	DESCRIPTION	QTY		SERIAL NUMBER
1	198097	WELDT – ANCHOR	1		
2	198293	ANGLE SUPPORT	1		
3	137699	USS HARDENED FLAT WASHER - 1/2 NOM. ID	4		
4	49341	PIN-CLEVIS	1		
5	18609	PIN-COTTER 1/4 DIA X 2 ZP	1		
6	198304	SHIELD – LH	1		
7	236784	BRACKET - SWATH BAFFLE	1		
8	198305	SHIELD – RH	1		
9	157549	SUPPORT – BAFFLE	2		
10	236785	SHIELD - SWATH BAFFLE WELDMENT	1		
11	146250	FIN - SWATH BAFFLE –L/H	2		
	146420	FIN - SWATH BAFFLE – R/H	2		
12	150392	HANDLE – VINYL	1		
13	146070	PLATE – BAFFLE	2		
14	150664	MEMBER- BOOT C/W BUSHINGS – RH	1		
15	150665	MEMBER - BOOT C/W BUSHINGS – LH	1		
16	013125	PIN – HAIR	2		
17	135408	PIN – CLEVIS	2		
18	149342	BUSHING – RUBBER	4		
19	150454	PAD- RUBBER	2		
20	11847	PIN – CLEVIS	1		
21	50193	PIN – LYNCH	1		
22	198899	BRACKET – BAFFLE	2		
A	50009	BOLT - HH 1/2 NC X 7.0 LG GR 5 ZP			
B	18770	WASHER - FLAT			
C	18603	WASHER - SAE FLAT 1 1/16 ID X 2.0 IN OD ZP			
D	21567	BOLT -HEX HD .375-16UNC X 0.75 LG			
E	21066	BOLT - RHSN 1/2 NC X 1 GR 5 ZP			
F	21449	BOLT - HH FLG (SERR FACE) 1/2 NC X 1.0 GR 5 ZP			
G	30743	BOLT - HH 3/4 NC X 6.0 LG GR 5 ZP			
H	30387	BOLT - HH 3/4 NC X 6.5 LG GR 5 ZP			
J	18601	WASHER - SAE FLAT 13/16 ID X 1.5 IN OD ZP			
K	135367	NUT - FLANGE DT SMTH FACE 0.75-10 UNC GR. G			
N	21066	BOLT - RHSN 1/2 NC X 1.00 GR 5 ZP			
P	50186	NUT - FLANGE LOCK SM FACE DT 0.500-13UNC GR5			
Q	21102	BOLT-HH 3/8 NC X 2.5 LG GR 5 ZP			
R	30228	NUT - FLANGE DT SMOOTH FACE 0.375-16UNC			
S	21821	BOLT - HH FLG (SERR FACE) 3/8 NC X 0.75 GR 5 ZP			
T	21863	BOLT-RHSSN 3/8 NC X 0.75 LG GR 5 ZP			
U	18963	WASHER - FLAT			
V	021582	BOLT - HH 5/8 NC X 1.75 LG GR5 ZP			
W	18600	WASHER - SAE FLAT 21/32 ID X 1 5/16 IN OD ZP			
X	050225	NUT - FLANGE DT SMOOTH FACE .625-11UNC			
Y	05113	WASHER			

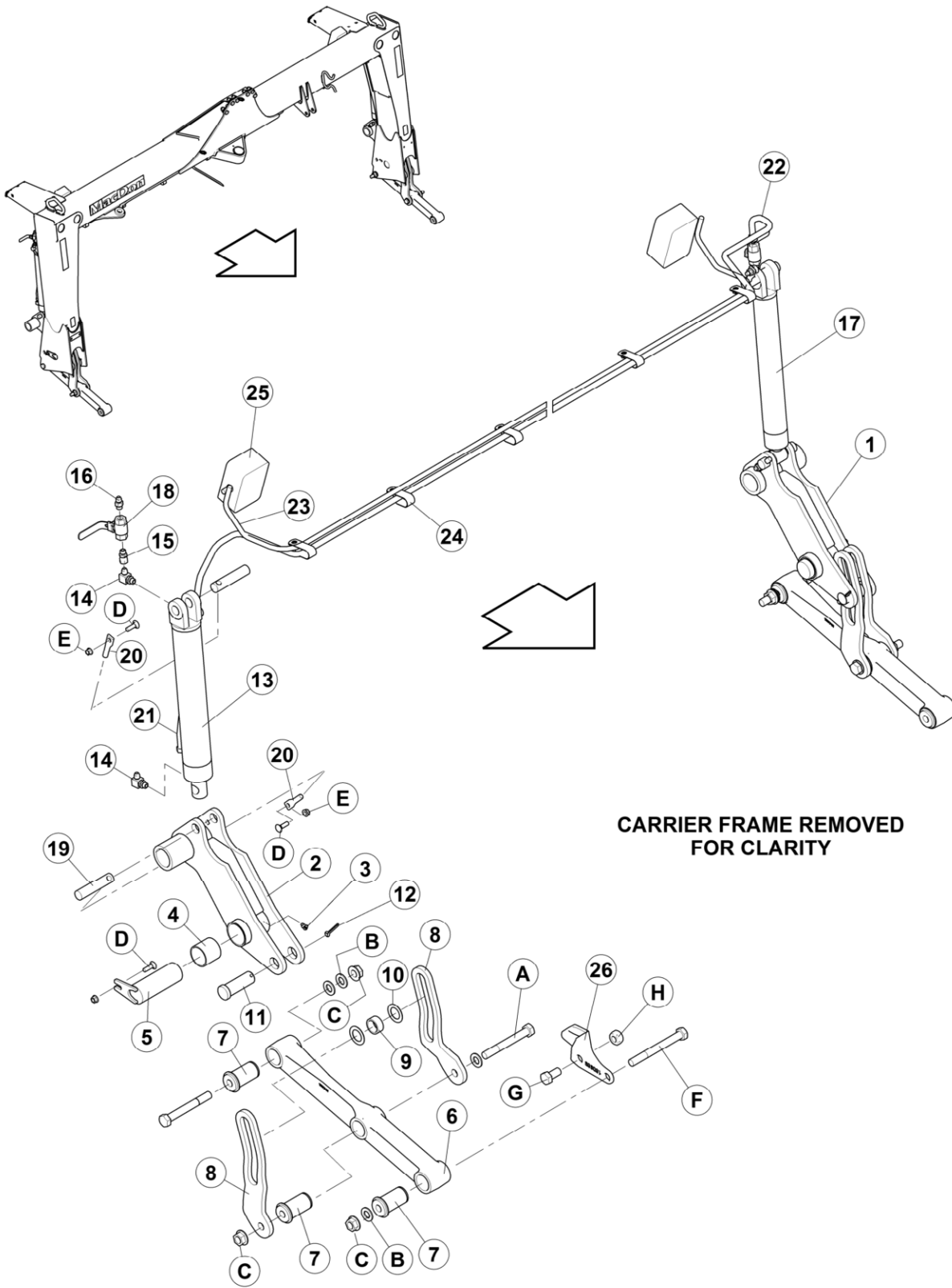
CARRIER ASSEMBLY



CARRIER ASSEMBLY

REF	PART NUMBER	DESCRIPTION	QTY		SERIAL NUMBER
1	150992	ASSEMBLY - LIGHT BRACKET – LH.....	1		
2	150993	ASSEMBLY - LIGHT BRACKET – RH.....	1		
3	118234	CASE-MANUALS.....	1		
4	120416	LAMP-AMBER.....	2		
	NSS	REPLACEMENT BULB #1156 – see retailer			
	160359	LENS – AMBER, replacement			
5	135613	PLUG - PLASTIC SNAP-IN.....	1		
6	140246	HUB C/W BEARING CUPS (Items 9 & 10) & GREASE FITTING	2		
7	30702	BEARING – CONE.....	2		
8	140247	BEARING CONE ROLLER.....	2		
9	140248	SEAL-GREASE.....	2		
10	30701	OUTER CUP.....	2		
11	140249	INNER CUP.....	2		
12	140250	CAP-DUST.....	2		
13	148067	SPINDLE.....	2		
14	150133	BRACKET WITH REFLECTOR.....	1		
15	194494	SHIELD - LH C/W DECAL.....	1		
16	194910	SUPPORT -PT ROTARY CENTER LINK.....	1		
17	194419	HITCH PIN WELDMENT.....	1		
18	18608	PIN-COTTER 3/16 DIA X 1.5 ZP.....	2		
19	18629	PIN – CLEVIS.....	1		
20	103579	PIN – CLEVIS.....	1		
21	146272	WHEEL – 15 x 8 lb 6 HOLES.....	2		
22	146278	TIRE – 11L – 15SL 8 PLY.....	2		
23	21153	STEM-TIRE VALVE ASSEMBLY #TR-415.....	2		
24	194169	CLAMP – HOSES – 16’ only.....	1		
25	REF	See Mechanical or Hydraulic Header Angle Kit pages			
A	18601	WASHER - SAE FLAT 13/16 ID X 1.5 IN OD ZP			
C	18916	BOLT - 90° WHEEL 9/16 NF X 1.75 OL			
D	19878	NUT - HEX SLOTTED 1.00-14UNF			
E	135340	BOLT - HH 5/8 NC X 1.75 LG GR 8 ZP			
F	135341	NUT - FLANGE DT SMOOTH FACE .625-11UNC GR. G			
G	30011	BOLT - HH 1/2 NC X 3.25 LG GR 5 ZP			
H	30368	BOLT - HH FLG (SERR FACE) 1/2 NC X 1.25 GR 5 ZP			
J	31774	WASHER - FLAT			
K	50186	NUT - FLANGE LOCK SM FACE DT 0.500-13UNC GR5			
L	105066	BOLT - HH FLG (SERR FACE) 1/2 -NC X 0.75 GR 5 ZP			
M	18724	NUT-HEX LOCK DT 1/4-20 UNC ZP			
N	21066	BOLT - round head square neck 1/2 NC X 1 GR 5 ZP			
P	21821	BOLT - HH FLG (SERR FACE) 3/8 NC X 0.75 GR 5 ZP			
Q	30242	BOLT - round head square neck 1/4 NC X 0.625 GR 5 ZP			
R	18596	WASHER - SAE FLAT 9/32 ID X 5/8 IN OD ZP			
S	21863	BOLT – round head short square neck 3/8 x 3/4			
T	30228	NUT- flange, 3/8 -16 unc, zn pl, gr 5,			
U	21471	BOLT – round head short square neck 1/2 x 1.25 GR 5 ZP			

CARRIER FRAME COMPONENTS



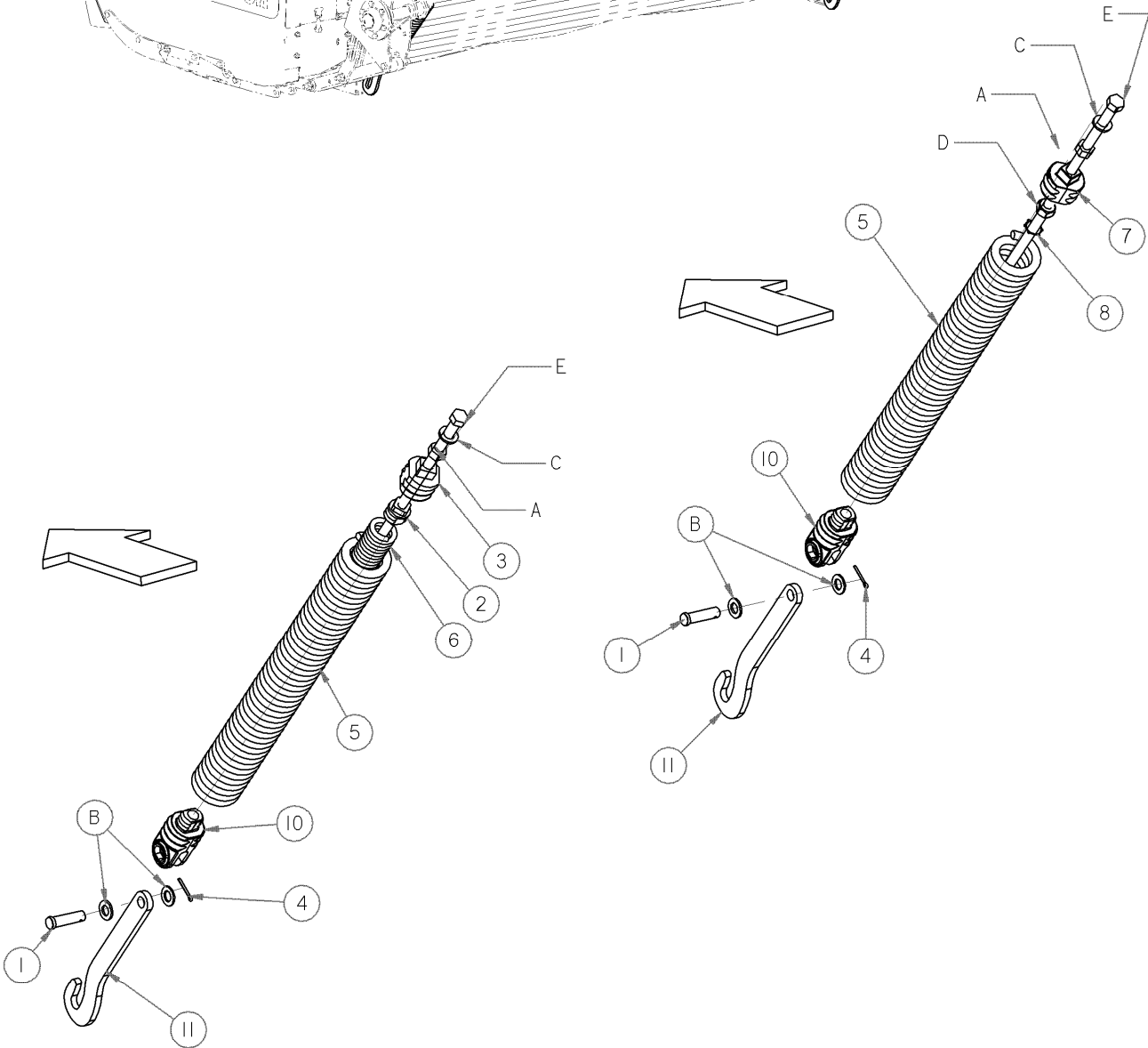
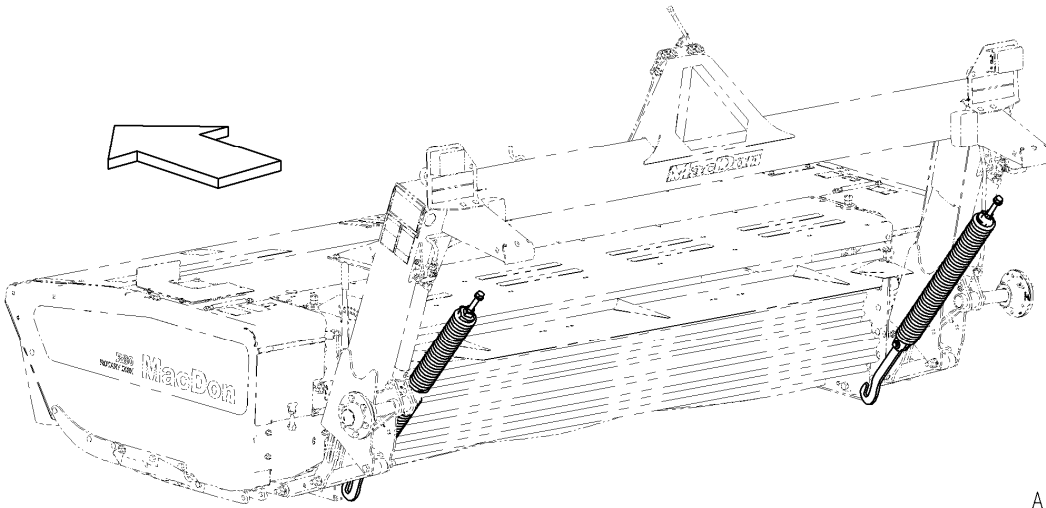
CARRIER FRAME REMOVED FOR CLARITY

150327_R

CARRIER FRAME COMPONENTS

REF	PART NUMBER	DESCRIPTION	QTY		SERIAL NUMBER
1	236212	ARM - LH , Includes items 3, 4.....	1		
2	236218	ARM - RH, includes items 3, 4.....	1		
3	18671	FTG - LUBE 1/4 - 28 UNF, 90°.....	2		
4	25579	BUSHING-STEEL.....	4		
5	148078	PIN - WELDT - WHEEL ARM.....	2		
6	149820	ARM C/W BUSHINGS.....	2		
7	149342	BUSHING - RUBBER.....	6		
8	146240	ARM-LINK, LH.....	2		
	146241	ARM-LINK, RH.....	2		
9	150298	SPACER.....	2		
10	136174	WASHER- HARDENED.....	4		
11	135414	PIN - CLEVIS.....	2		
12	18609	PIN-COTTER 1/4 DIA X 2 ZP.....	2		
13	150306	CYLINDER - HYDRAULIC.....	1		
	150339	SEAL KIT.....	1		
14	30282	FITTING - ELBOW 90° HYD.....	3		
15	135015	FITTING - ADAPTER HYD.....	2		
16	15903	FITTING - CONNECTOR HYD.....	2		
17	150307	CYLINDER - 2.0 X 13.....	1		
	150338	SEAL KIT.....	1		
18	148852	VALVE-BALL.....	2		
19	142376	PIN - CYLINDER.....	4		
20	112624	RETAINER-PIN.....	4		
21	148961	HOSE - LIFT.....	1		
22	148962	HOSE - LIFT.....	1		
23	150971	HARNES - WIRING.....	1		
24	103738	CLAMP - DOUBLE HOSE INSULATED, 13/16".....	7		
25	171093	LIGHT - RED TAIL.....	2		
	NSS	REPLACEMENT BULB - #1157 - see retailer			
	160358	LENS - RED, replacement			
	160360	LENS - BLACK, replacement			
26	150959	HOOK - SPRING.....	2		
A	135577	BOLT - HH 3/4 NC X 6.0 LG GR 8 ZP			
B	18601	WASHER - SAE FLAT 13/16 ID X 1.5 IN OD ZP			
C	135367	NUT - FLANGE DT SMTH FACE 0.75-10 UNC GR. G			
D	19966	BOLT - round head square neck 3/8 NC X 1.25 LG GR 5 ZP			
E	30228	NUT - FLANGE DT SMOOTH FACE 0.375-16UNC			
F	135576	BOLT - HH 3/4 NC X 7.0 LG GR 5 ZP			
G	135004	BOLT - HH 3/4 NC X 1.5 LG GR 5 ZP			
H	135490	NUT-HEX, HEAVY 3/4 - 10 UNC GR 5 ZP			

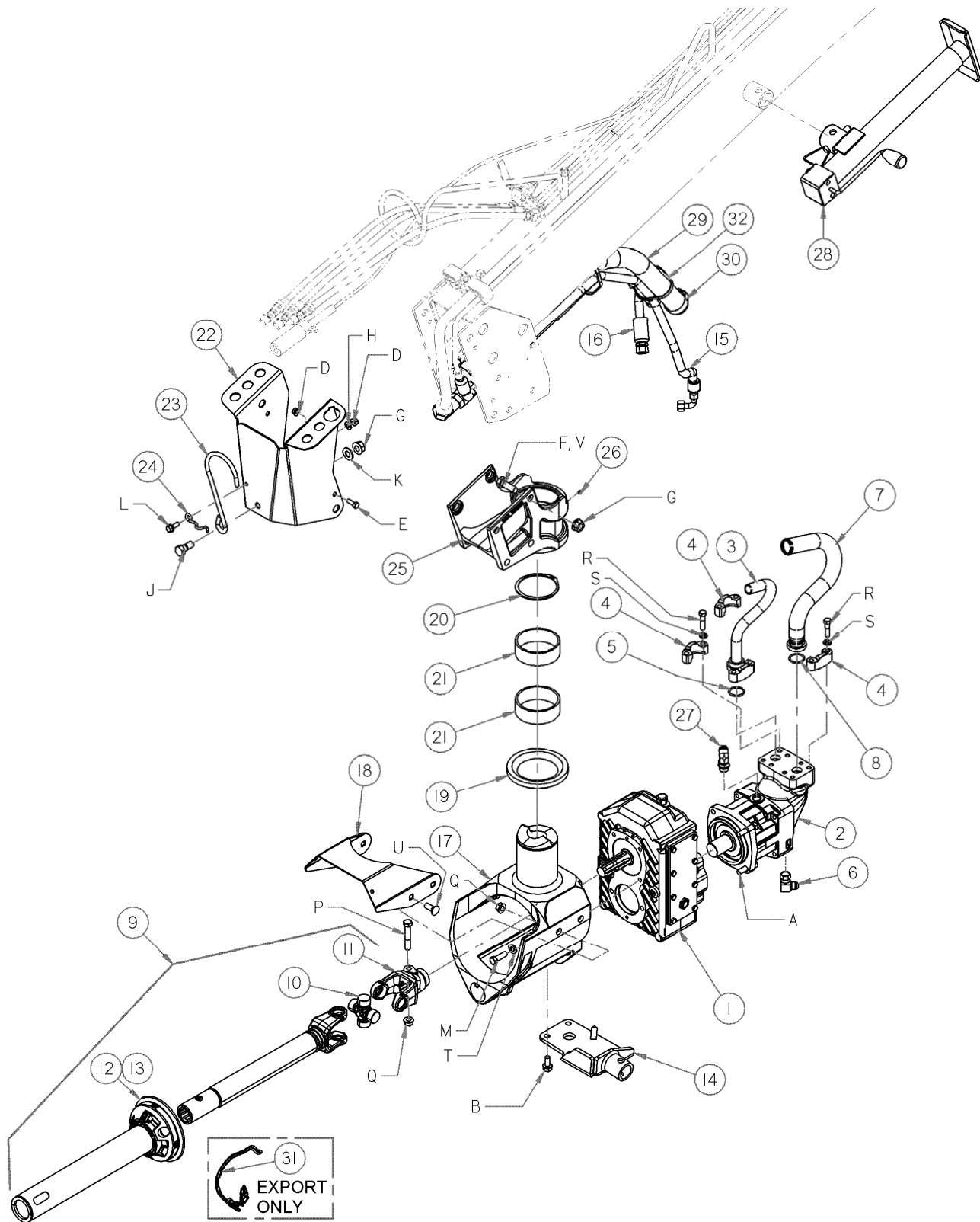
CARRIER SPRINGS



CARRIER SPRINGS

REF	PART NUMBER	DESCRIPTION	QTY		SERIAL NUMBER
1	30463	PIN – CLEVIS.....	4		
2	41357	INSERT- MACH	1		
3	41358	INSERT - SPRING MACH.....	1		
4	18608	HAIR PIN.....	4		
5	112694	SPRING – EXTENSION.....	2		
6	112886	SPRING-EXTENSION, 3/8 WIRE	1		
7	133195	INSERT - SPRING, CASTING	1		
8	133207	RING-RETAINING, INTERNAL.....	1		
10	156213	INSERT-SPRING, YOKE	2		
11	194177	ARM – LINK	2		
A	18593	NUT - HEX 3/4 - 10 UNC GR 5 ZP			
B	18601	WASHER - SAE FLAT 13/16 ID X 1.5 IN OD ZP			
C	21540	WASHER - HARDENED			
D	135490	NUT-HEX, HEAVY 3/4 - 10 UNC GR 5 ZP			
E	153291	BOLT - HEX HD 0.75 -10UNC X 20.5 TFL GR 5			

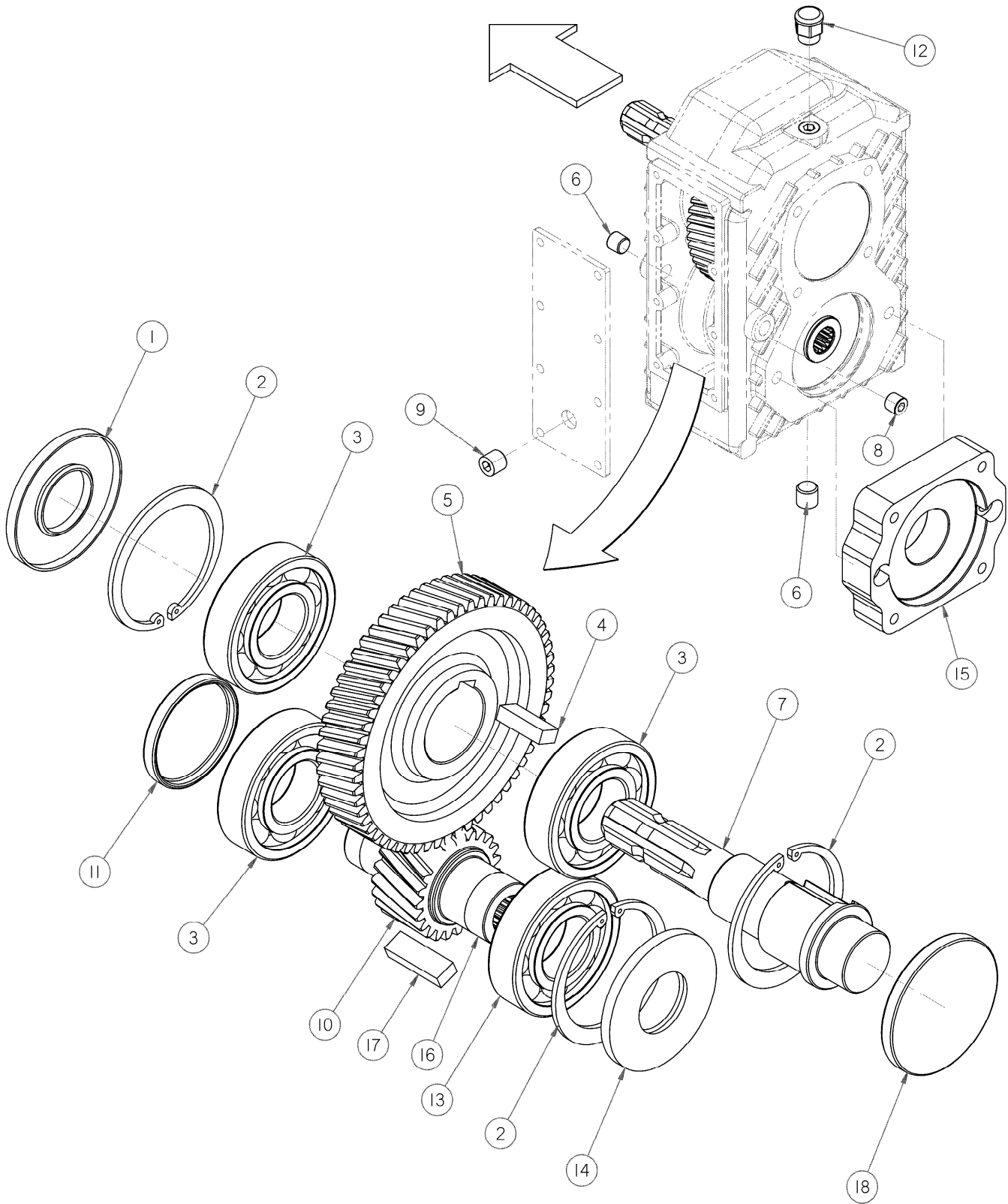
HITCH HYDRAULIC DRIVE 2012 and PRIOR



HITCH HYDRAULIC DRIVE 2012 and PRIOR

REF	PART NUMBER	DESCRIPTION	QTY		SERIAL NUMBER
1	194039	DRIVE – GEARBOX, see following pages for service parts	1		
2	194073	PUMP - BENT AXIS PISTON	1		
	194183	SEAL KIT	1		
3	146394	FITTING -ADAPTER-HYDRAULIC - PRESSURE	1		
4	194043	FLANGE - HALF SPLIT, ¾	4		
5	112868	O-RING	1		
6	30314	FITTING - ELBOW 90° HYD	1		
7	146395	ADAPTER - SUCTION	1		
8	112868	O-RING	1		
9	146351	DRIVELINE – MAIN, Incl. items 10-13. c/w Decal, North America	1		
	194525	DRIVELINE – MAIN, Incl. items 10-13. c/w Decal & shield chain, Export only	1		
10	150886	CROSS	1		
11	150887	YOKE	1		
12	150888	DRIVELINE SHIELD	1		
13	150889	SHIELD REPAIR KIT	1		
14	150692	BRACKET WELDMENT	1		
15	194104	HOSE - CASE	1		
16	146404	HOSE - HIGH PRESSURE	1		
17	150630	PIVOT – MACHINING	1		
18	194531	GUARD	1		
19	150634	WASHER – THRUST	1		
20	30884	RING - EXT RETAINING	1		
21	150633	BUSHING - 102 I.D. X 111 O.D. X 38 LONG	2		
22	194202	CHANNEL	1		
23	150135	HOOK	1		
24	150138	CLIP	1		
25	150632	PIVOT – MACHINING	1		
26	18671	FITTING - LUBE 1/4 - 28 UNF	1		
27	50103	FITTING - CONNECTOR HYD	1		
28	140269	JACK	1		
29	146405	HOSE – SUCTION	1		
30	107037	CLAMP-T BOLT	2		
31	194530	CHAIN KIT – driveline shield retainer, includes 2 chains & CE manual, Export Only	1		
32	135981	FEASTENER – VELCRO STRAP – 305mm	2		
A	148799	BOLT-HH FLANGE M12 X 1.75 X 45 LG ZP			
B	148800	BOLT-HH FLANGE M12 X 1.75 X 25 LG ZP			
C	21561	BOLT - HEX HD 3/8 NC X 1.5 LG GR 5 ZP			
D	30228	NUT - FLANGE DT SMOOTH FACE 0.375-16UNC			
E	20077	BOLT - HEX HD 3/8 NC X 1.0 LG GR 5 ZP			
F	135955	BOLT SKT BUTTON HD 5/8 NC X 1 ¼ L BLK PL			
G	50225	NUT - FLANGE DT SMOOTH FACE .625-11UNC			
H	18598	WASHER - SAE FLAT 13/32 ID X 13/16 IN OD ZP			
J	48050	BOLT - SHOULDER .625-11UNC			
K	18600	WASHER - SAE FLAT 21/32 ID X 1 5/16 IN OD ZP			
L	21975	BOLT - HH FLG (SERR FACE) 3/8 NC X 1.0 GR 5 ZP			
M	184669	BOLT-HH M12 X 1.75 X 40 LG ZP			
N	150777	WASHER ASSEMBLY - SPHERICAL 12 MM			
P	21560	BOLT - HH 1/2 NC X 3.0 LG GR 5 ZP			
Q	50186	NUT - FLANGE LOCK SM FACE DT 0.500-13UNC GR5			
R	21564	BOLT - HEX HD 7/16 NC X 1.75 LG GR 5 ZP			
S	18652	WASHER -REG. LOCK 7/16 IN. NOM. ID ZP			
T	30636	WASHER - FLAT			
U	21471	BOLT – round head square neck, ½ NC x 1 1/4			
V	120901	WASHER - HARDENED			

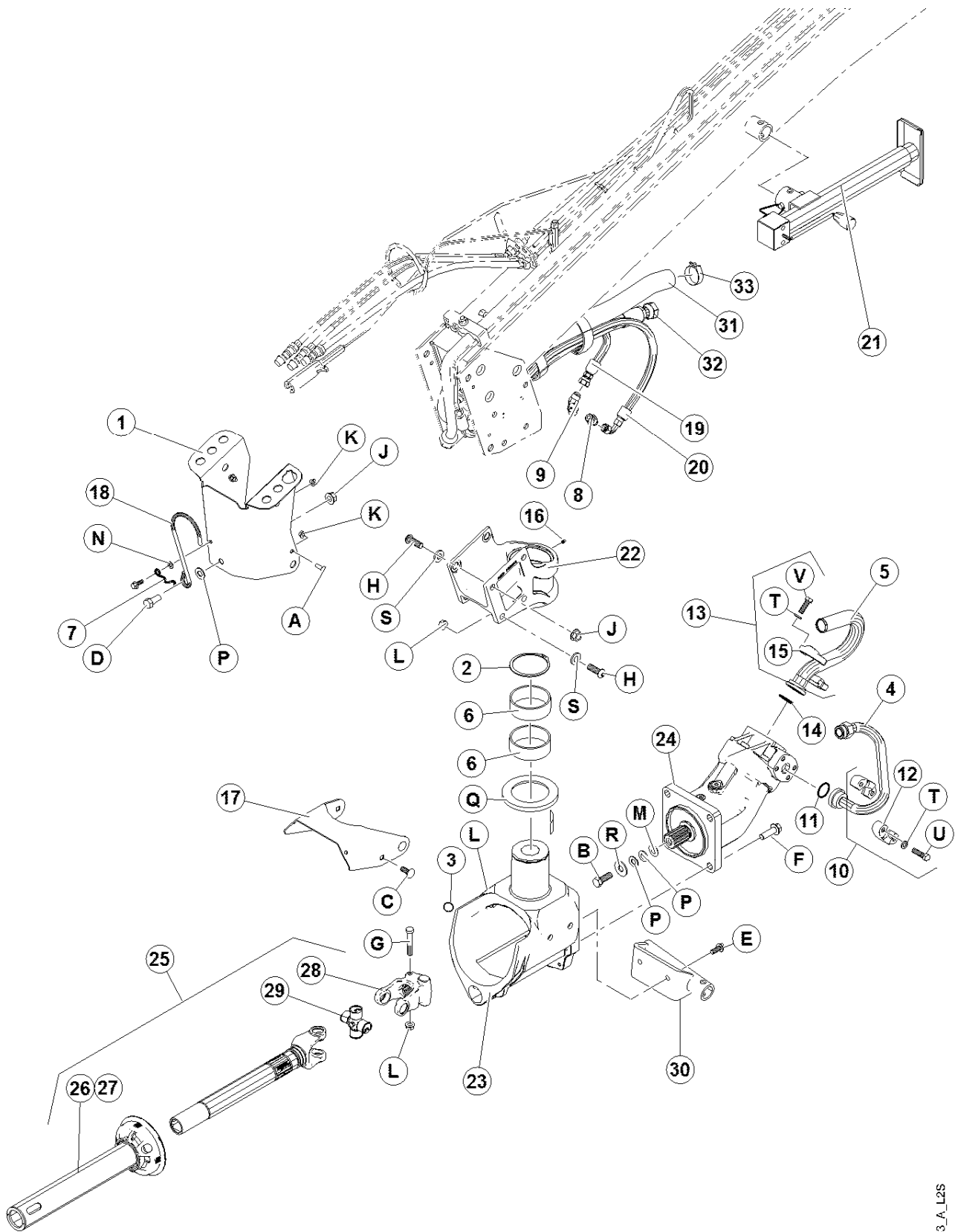
HITCH DRIVE GEARBOX 2012 and PRIOR



HITCH DRIVE GEARBOX 2012 and PRIOR

REF	PART NUMBER	DESCRIPTION	QTY		SERIAL NUMBER
1	150857	SEAL	1		
2	150858	RING	3		
3	150859	BEARING	3		
4	150860	KEY – for upper shaft and gear connection	1		
5	194185	GEAR	1		
6	150862	FITTING – PLUG, 1/2" GAS	2		
7	150863	SHAFT	1		
8	150864	FITTING – PLUG, 3/8" GAS	2		
9	150865	INDICATOR - OIL LEVEL	1		
10	194186	GEAR	1		
11	150867	CAP	1		
12	150868	BREATHER	1		
13	150869	BEARING	1		
14	150870	SEAL	1		
16	194211	SHAFT - LOWER	1		
17	194212	KEY – for lower shaft and gear connection	1		
18	111284	CAP	1		

HITCH HYDRAULIC DRIVE

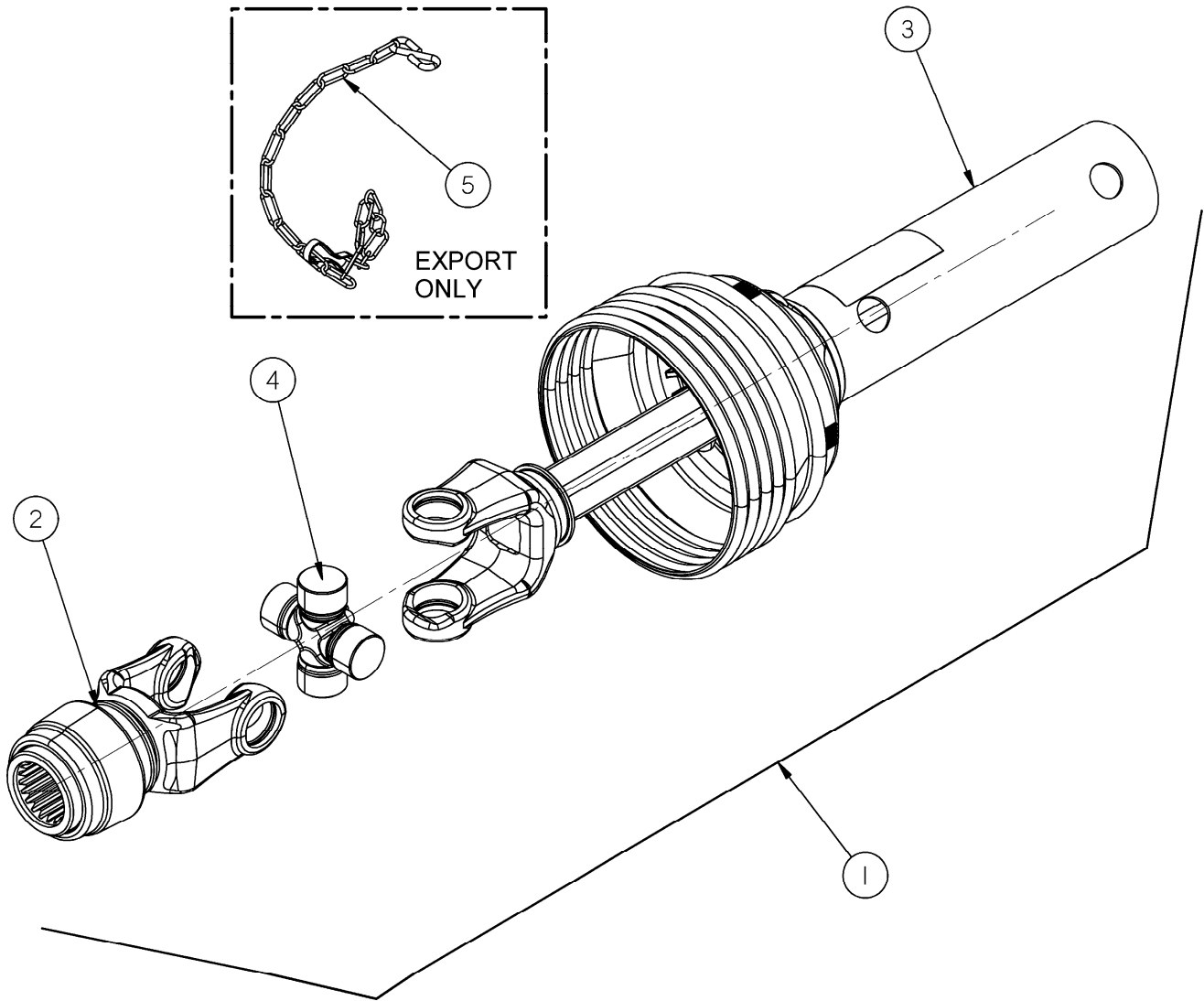


198653_A_L2S

HITCH HYDRAULIC DRIVE

REF	PART NUMBER	DESCRIPTION	QTY		SERIAL NUMBER
1	194202	COVER – HITCH	1		
2	30884	RING - EXT RETAINING	1		
3	135554	O-RING	3		
4	146745	ADAPTER- TUBE FITTING PRESSURE	1		
5	146760	ADAPTER- TUBE FITTING SUCTION	1		
6	150633	BUSHING - 102 I.D. X 111 O.D. X 38 LONG	2		
7	150138	CLIP	1		
8	21881	FITTING - ADAPTER HYD	1		
9	50103	FITTING - ELBOW 45° HYD CW O – RING	1		
10	135881	FLANGE - SPLIT - 1.25" CODE 62 C/W HARDWARE	1		
11	194041	O-RING-1.484 IN. ID X 0.139 IN. WALL.....			
12	135875	FLANGE - HALF SPLIT			
13	156907	FLANGE - SPLIT - 1.5 IN. CODE 61 C/W HARDWARE	1		
14	135400	O-RING - 1.859 IN. ID X 0.139 IN. WALL.....			
15	136106	FITTING - HYD HOSE 90° SHT DROP FEM SWIVEL 37°.....			
16	18671	FTG - LUBE 1/4 - 28 UNF	1		
17	194531	GUARD	1		
18	150135	HOOK	1		
19	198547	HOSE – DRAIN	1		
20	198546	HOSE – DRAIN	1		
21	140269	JACK	1		
22	150632	PIVOT – MACHINING	1		
23	198470	PIVOT-PULL TYPE MOCO HITCH	1		
24	196495	PUMP-BENT AXIS	1		
	236534	SEAL KIT.....			
25	196476	DRIVELINE - MAIN, 1.75" SPLINE SHAFT	1		
26	150889	SHIELD REPAIR KIT.....	1		
27	150888	DRIVELINE SHIELD.....	1		
28	236511	YOKE.....	1		
29	150886	CROSS	1		
30	142961	SUPPORT.....	1		
31	146405	HOSE – SUCTION.....	1		
32	146404	HOSE – PRESSURE	1		
33	107037	CLAMP	1		
A	20077	BOLT - HEX HD 3/8 NC X 1.0 LG GR 5 ZP			
B	21582	BOLT - HH 5/8 NC X 1.75 LG GR5 ZP			
C	21471	BOLT - RHSN 1/2 NC X 1.25 GR 5 ZP			
D	48050	BOLT - SHOULDER .625-11UNC			
E	148798	BOLT-HEX FLG HD ISO 4162			
F	136101	BOLT-HEX FLG HD TFL ISO 4162			
G	21560	BOLT-HEX HD SAE J429			
H	135955	BOLT-SKT BUTTON HD 5/8 NC X 1.75 L BLK PL			
J	50225	NUT - FLANGE DT SMOOTH FACE .625-11UNC			
K	30228	NUT - FLANGE DT SMOOTH FACE 0.375-16UNC			
L	50186	NUT - FLANGE LOCK SM FACE DT 0.500-13UNC GR5			
M	124767	WASHER - HARDENED			
N	18598	WASHER - SAE FLAT 13/32 ID X 13/16 IN OD ZP			
P	18600	WASHER - SAE FLAT 21/32 ID X 1 5/16 IN OD ZP			
Q	150634	WASHER - THRUST			
R	184600	WASHER-FLAT			
S	120901	WASHER-FLAT HARDENED 5/8 IN. NOMINAL (L9)			
T	18638	WASHER - REG. LOCK 1/2 IN. NOM. ID ZP			
U	21565	BOLT - HH 1/2 NC X 1.75 LG GR 5 ZP			
V	18723	BOLT - HH 1/2 NC X 1.5 LG TFL GR 5 ZP			

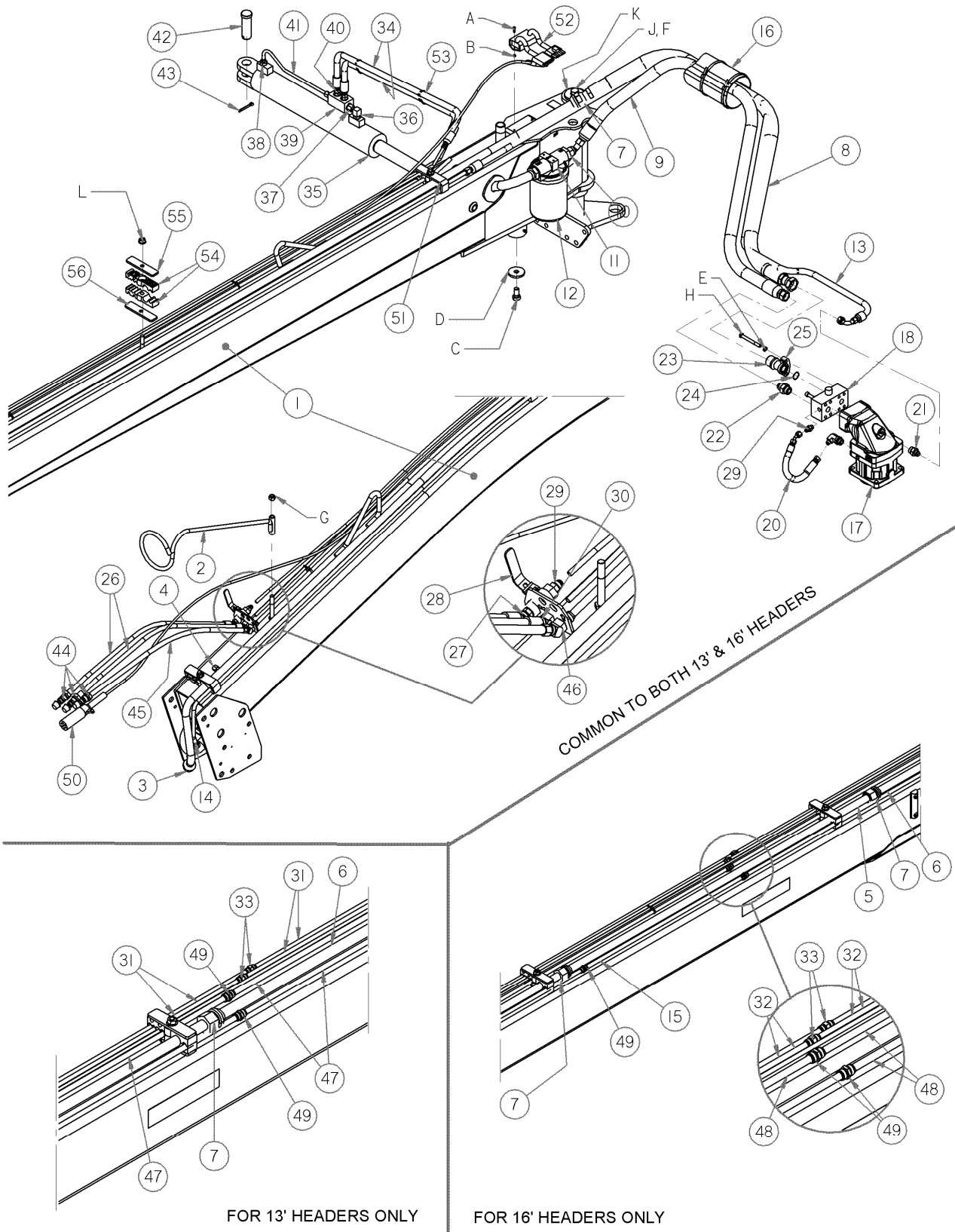
DRIVELINES



FRONT HALF DRIVELINES

REF	PART NUMBER	DESCRIPTION	QTY		SERIAL NUMBER
DRIVELINE - 1.75 IN 20 T FRONT HALF – FOR 3PT HITCH					
1	146555	DRIVELINE, c/w decals – North America.....	1		
	146574	DRIVELINE, c/w decals & shield chain – Export.....	1		
2	150890	YOKE	1		
	150891	YOKE REPAIR KIT	1		
3	146556	SHIELD, c/w decal	1		
	150889	SHIELD REPAIR KIT	1		
4	150886	CROSS.....	1		
5	194530	CHAIN KIT – driveline shield retainer, Export Only..... Includes 2 chains, decal and CE manual	AR		
DRIVELINE - 1.375 IN 21 T FRONT HALF– FOR 3PT HITCH					
1	196141	DRIVELINE, c/w decals – North America.....	1		
	146367	DRIVELINE, c/w decals & shield chain – Export.....	1		
2	150893	YOKE	1		
	133632	YOKE REPAIR KIT	1		
3	146352	SHIELD, c/w decal	1		
	150889	SHIELD REPAIR KIT	1		
4	150886	CROSS.....	1		
5	194530	CHAIN KIT – driveline shield retainer, Export Only..... Includes 2 chains, decal and CE manual	AR		
DRIVELINE - 1.75 IN 20T FRONT HALF–STD DRAWBAR HITCH					
1	150049	DRIVELINE, c/w decals – North America.....	1		
	194527	DRIVELINE, c/w decals & shield chain – Export.....	1		
2	150890	YOKE	1		
	150891	YOKE REPAIR KIT	1		
3	150892	SHIELD, c/w decal	1		
	150889	SHIELD REPAIR KIT	1		
4	150886	CROSS.....	1		
5	194530	CHAIN KIT – driveline shield retainer, Export Only..... Includes 2 chains and CE manual	AR		
DRIVELINE - 1.375 IN 21T FRONT HALF–STD DRAWBAR HITCH					
1	150620	DRIVELINE, c/w decals – North America.....	1		
	194526	DRIVELINE, c/w decals & shield chain – Export.....	1		
2	150893	YOKE	1		
	133632	YOKE REPAIR KIT	1		
3	150895	SHIELD, c/w decal	1		
	150889	SHIELD REPAIR KIT	1		
4	150886	CROSS.....	1		
5	194530	CHAIN KIT – driveline shield retainer, Export Only..... Includes 2 chains and CE manual	AR		

HITCH HYDRAULICS & ELECTRICAL



COMMON TO BOTH 13' & 16' HEADERS

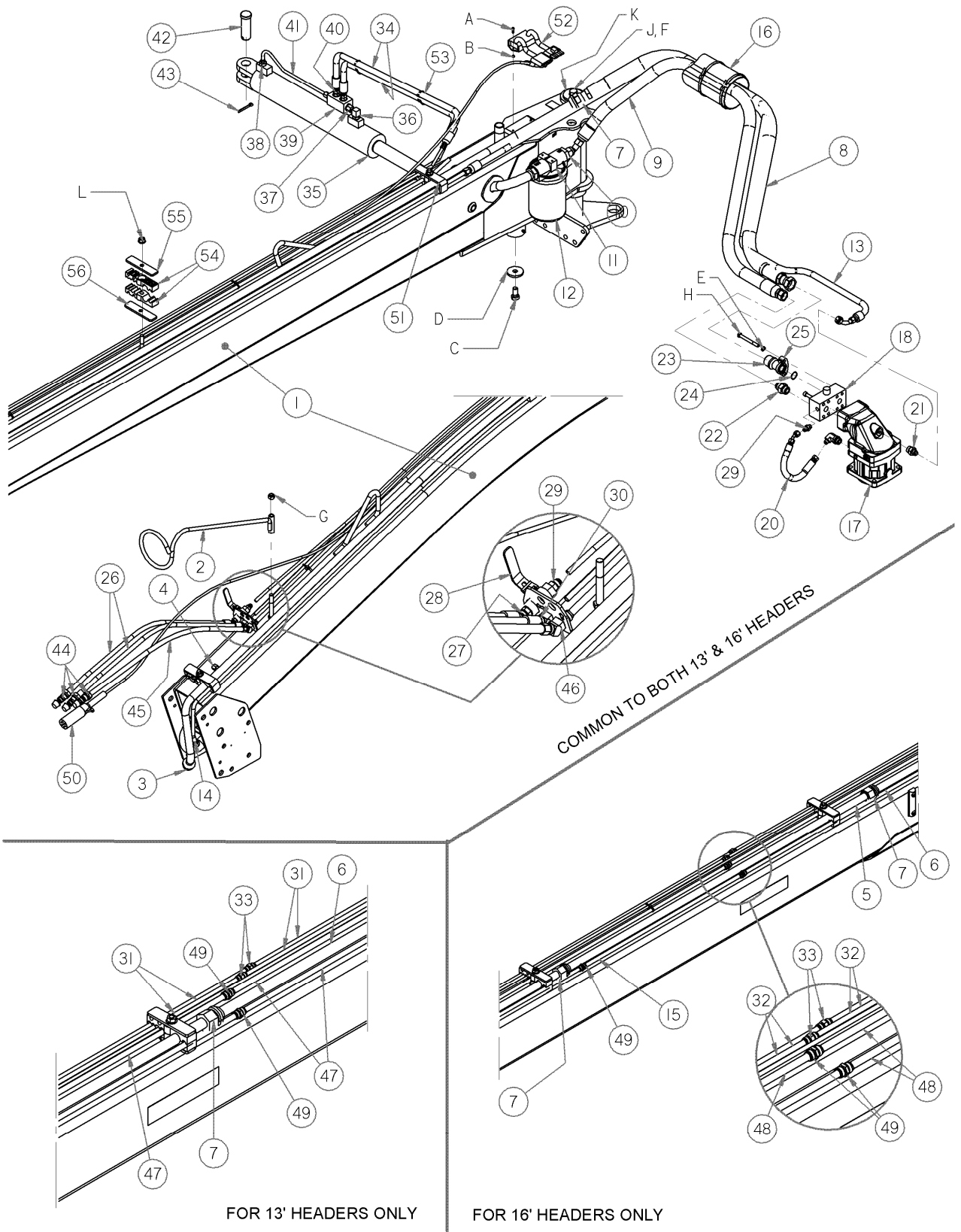
FOR 13' HEADERS ONLY

FOR 16' HEADERS ONLY

HITCH HYDRAULICS & ELECTRICAL

REF	PART NUMBER	DESCRIPTION	QTY		SERIAL NUMBER
			16FT		
1	REF	HITCH ASSEMBLY	1		
2	150287	ARM WELDMENT	1		
3	150732	LINE – HYDRAULIC	1		
4	30813	CAP - 3/8 " TUBE	1		
5	150713	LINE – HYDRAULIC	1		
6	150714	LINE – HYDRAULIC	1		
7	135554	O-RING	3		
8	150715	HOSE - HIGH PRESSURE	1		
9	194097	HOSE – RETURN	1		
10	135619	FITTING - CONNECTOR HYD	1		
11	151974	FILTER HEAD 1 5/8"-12 SAE (#20).....	1		
12	151975	FILTER ELEMENT 10 MICRON NOMINAL	1		
13	194103	HOSE – DRAIN.....	1		
14	150123	LINE – HYDRAULIC	1		
15	194004	LINE – HYDRAULIC	1		
16	150311	SLEEVE	1		
17	194100	MOTOR – HYDRAULIC (2012 and prior).....	1		
	194184	SEAL KIT	1		
	198610	MOTOR – HYDRAULIC (2013)	1		
	236535	SEAL KIT	1		
18	194101	VALVE – c/w hardware - See next page for service parts (2012 and prior).....	1		
	226634	VALVE – c/w hardware - (2013).....	1		
	150595	O-RING	2		
	236684	VALVE – CHECK	1		
	236538	VALVE –RELEIF	1		
19	135352	FITTING - ELBOW 90° HYD	1		
20	194094	HOSE – DRAIN.....	1		
21	21881	FITTING - ADAPTER HYD	1		
22	21830	FITTING - CONNECTOR HYD	1		
23	135550	FITTING - 3/4 IN CD 62 X # 16 MALE ORS C/W O-RING	1		
24	150595	O-RING (2 included with valve, item 18	3		
25	194026	FLANGE - HALF SPLIT 3/4 IN. - CODE 62	2		
26	148968	HOSE.....	2		
27	30284	FITTING - ELBOW 45° HYD CW O-RING	1		
28	148852	VALVE-BALL	1		
29	15903	FITTING - CONNECTOR HYD	2		
30	150256	FITTING - ELBOW - BULKHEAD UNION HYD	1		
31	150104	LINE – HYDRAULIC, 13FT header only	4		
32	150476	LINE – HYDRAULIC	-		
33	30375	FITTING - UNION HYD.....	2		
34	150101	HOSE.....	2		
35	149829	CYLINDER - HYDRAULIC	1		
	150331	SEAL KIT , 13FT header only			
36	30283	FITTING - ELBOW HYD	1		
37	135015	FITTING - ADAPTER HYD	1		
38	21804	FITTING - CONNECTOR HYD	1		
39	148851	VALVE-PRESSURE BALANCE	1		
40	15903	FITTING - CONNECTOR HYD	3		
41	148918	LINE- HYDRAULIC	1		
42	135414	PIN – CLEVIS	1		
43	18609	PIN-COTTER 1/4 DIA X 2 ZP	1		
44	135563	FITTING - COUPLING HYD.....	3		
45	150075	HOSE.....	1		
46	150255	FITTING - ELBOW - BULKHEAD UNION HYD	1		
47	150105	LINE – HYDRAULIC, 13FT header only	2		
		Continued on next Page...			

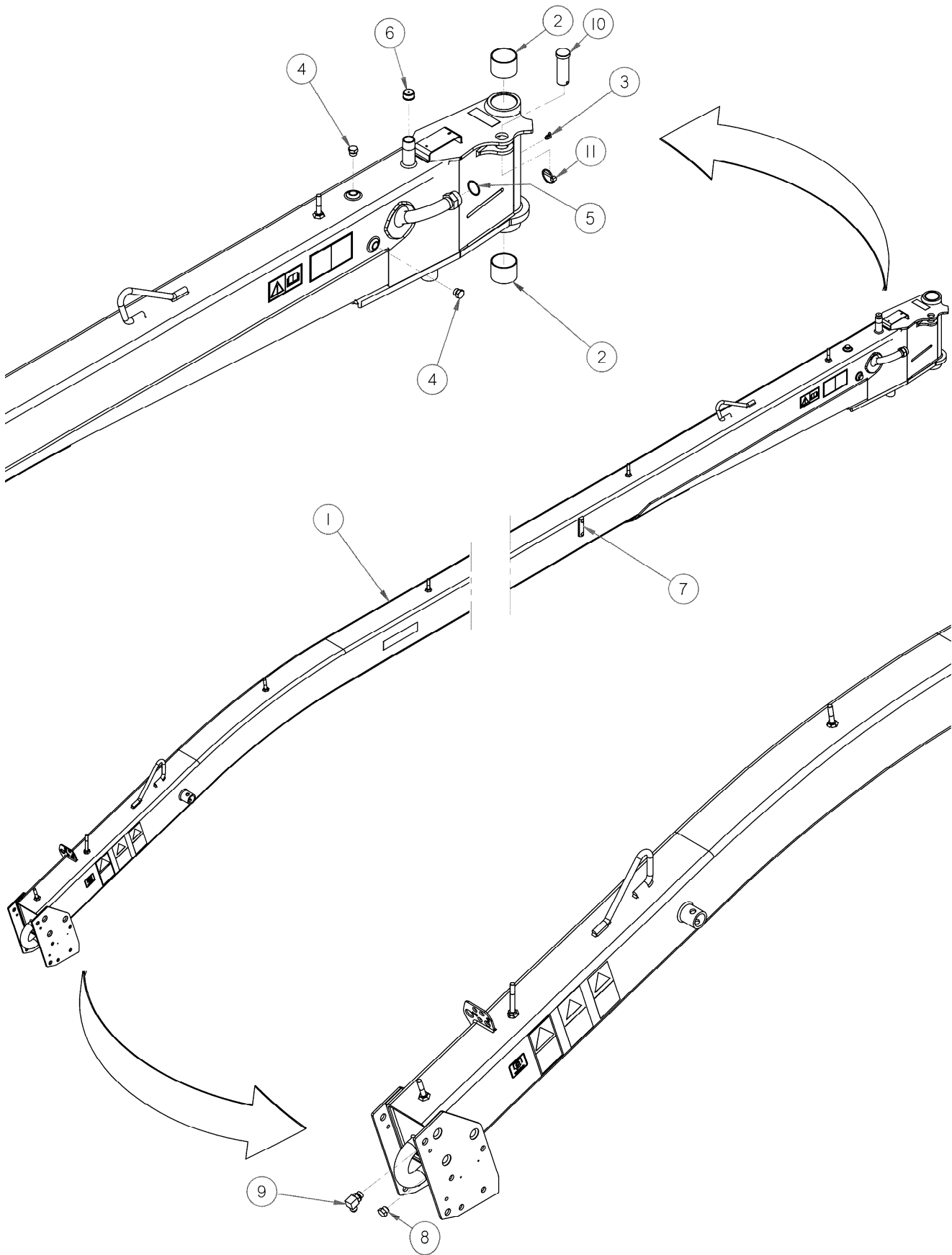
HITCH HYDRAULICS & ELECTRICAL (Continued)



HITCH HYDRAULICS & ELECTRICAL (Continued)

REF	PART NUMBER	DESCRIPTION	QTY		SERIAL NUMBER
48	150475	LINE – HYDRAULIC.....	-		
49	30846	FITTING - UNION HYD.....	2		
50	171069	HARNESS-WIRING, 13FT header only.....	1		
	142965	HARNESS-WIRING.....	-		
51	150899	PLATE.....	2		
52	171068	RELAY-TRANSPORT LIGHTING MODULE.....	1		
53	21763	FASTENER - CABLE TIE BLACK.....	4		
54	149866	CLAMP.....	10		
55	149810	PLATE.....	3		
56	146391	PLATE SPACER.....	2		
A	135020	SCREW-MACHINE			
B	135021	NUT-SPECIAL			
C	135547	BOLT - HH - 5/8 NC X 1.25 LG GR5 ZP WITH PATCH			
D	150093	WASHER			
E	18637	WASHER - REG. LOCK 3/8 IN. NOM. ID ZP			
F	18639	WASHER - REG. LOCK 5/8 IN. NOM. ID ZP			
G	18697	NUT - HEX LOCK DT .500-13UNC			
H	REF	See hardware listed with valve service parts, below			
J	21594	BOLT - HEX HD 0.625 -11UNC X 1.50			
K	49464	WASHER-FLAT			
L	50186	NUT - FLANGE LOCK SM FACE DT 0.500-13UNC GR5			
REF. ITEM 18 – 194101 VALVE – SERVICED COMPONENTS:					
Parker Hannifin Valve					
	194187	VALVE – PRESSURE RELIEF.....	1		
	236393	O-RING – for relief valve.....	1		
	150595	O-RING, item 24.....	2		
	18637	WASHER - REG. LOCK 3/8 IN. NOM. ID ZP.....	4		
Sun Hydraulics Valve					
	150904	VALVE – RELIEF.....	1		
	150906	SEAL KIT – for relief valve 150904			
	150905	VALVE – CHECK.....	1		
	150907	SEAL KIT – for check valve 150905			
	150595	O-RING, item 24.....	2		
	135705	BOLT-SOCKET HEAD, 3/8 - 16 UNC, 3.75 IN LG, BLACK, GR 5.	4		
	21596	BOLT-HEX HEAD, 3/8 NC X 5.0 IN LG, ZN PL, GR 5.....	4		
	18637	WASHER - REG. LOCK 3/8 IN. NOM. ID ZP.....	4		

HITCH ASSEMBLY



HITCH ASSEMBLY

REF	PART NUMBER	DESCRIPTION	QTY		SERIAL NUMBER
1	194475	HITCH ASSEMBLY, 13 FT - includes items 2 - 9 & decals.....	1		
2	107201	BUSHING - SLEEVE	2		
3	21010	FTG - LUBE 90 DEG 1/4 - 28 TAPER THD	1		
4	136140	PLUG - HEX CW O-RING	2		
5	50222	O-RING	1		
6	6006	CAP 1 IN. NPT	1		
7	156696	GAUGE-LEVEL	1		
8	44207	PLUG C/W O-RING.....	1		
	44209	O-RING	2		
9	21076	FITTING - ELBOW HYD	1		
10	135414	PIN - CLEVIS.....	1		
11	102264	PIN - LYNCH	1		

DECALS, REFLECTORS AND PAINT

1

12

8

14

15

16

4

5

11

17

17

13

20

18

22

19

23

24

25

2

21

2012 and PRIOR


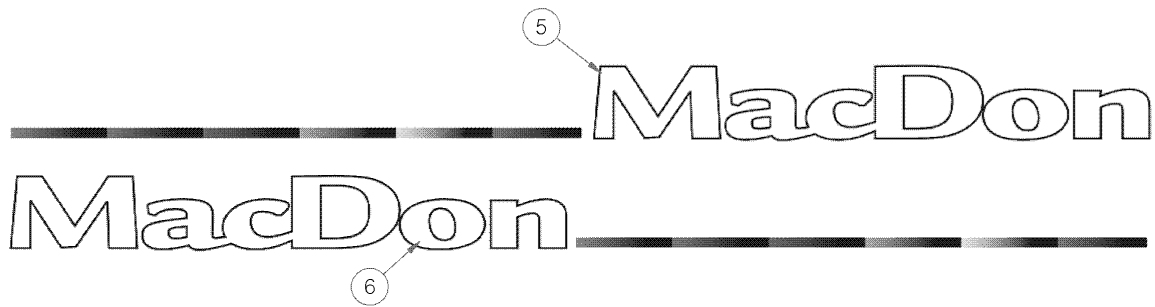
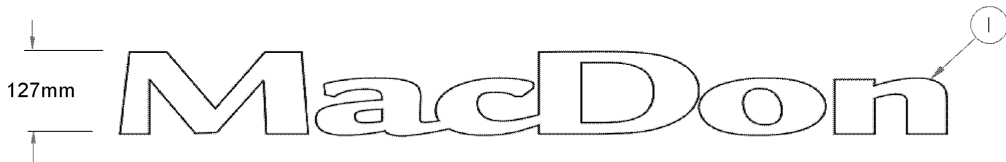


DECALS, REFLECTORS AND PAINT

REF	PART NUMBER	DESCRIPTION	QTY		SERIAL NUMBER
1	44944	DECAL - WARNING			
2	142912	DECAL - CAUTION			
3	115100	DECAL-WARNING			
4	142908	DECAL- WARNING			
5	115145	REFLECTOR - FLOURESCENT RED-ORANGE			
	115146	REFLECTOR-AMBER			
	115147	REFLECTOR-RED			
6	184390	DECAL-READ INSTRUCTION WARNING			
8	142909	DECAL - DANGER			
9	36651	DECAL - DANGER			
10	23165	DECAL - 50 HR LUBE (QTY 2 FOR 13')			
11	109843	DECAL - GENERAL CAUTION			
12	171029	DECAL-DANGER			
13	23164	DECAL-25 HR LUBE			
14	32738	DECAL - WARNING			
15	170281	DECAL - DANGER			
16	148829	DECAL - DANGER ROTATING BLADES			
17	134070	DECAL - WARNING			
18	132117	STRIP - ANTI SLIP (QTY 2 FOR 13')			
19	132898	STRIP - ANTI SLIP			
20	109207	DECAL-TIE DOWN			
21	115148	DECAL - SMV			
22	150651	DECAL – GAUGE – HYD CENTER LINK			
23	101375	DECAL – IMPORTANT – WHEEL BOLT TORQUE			
24	184394	DECAL – WARNING – SLIPPERY SURFACE – SP ONLY			
24	190546	DECAL – WARNING – SLIPPERY SURFACE – SP ONLY			
25	194021	DECAL – HYDRAULIC OIL			

PAINT

REF	PART NUMBER	DESCRIPTION	QTY.	SERIAL NUMBER
	135148	PAINT – black, spray can (55 – 65 Gloss Level)		
	25991	PAINT – black, 1 litre (55 – 65 Gloss Level)		
	32879	PAINT – white, spray can		
	23957	PAINT – white, 1 litre		
	23950	PAINT – red, spray can		
	32880	PAINT – red, 1 litre		


PRODUCT IDENTIFICATION DECALS



PRODUCT IDENTIFICATION DECALS

REF	PART NUMBER	DESCRIPTION	QTY		SERIAL NUMBER
1	150609	DECAL – MACDON – 127 mm			
	142730	DECAL – MACDON – 71 mm			
2	198542	DECAL - LH - END PANEL - R85			
3	198543	DECAL - RH - END PANEL - R85			
4	150823	DECAL – APT, pulltype only			
5	142895	DECAL – MACDON L/H Hitch – PULLTYPE			
6	142896	DECAL – MACDON R/H Hitch – PULLTYPE			

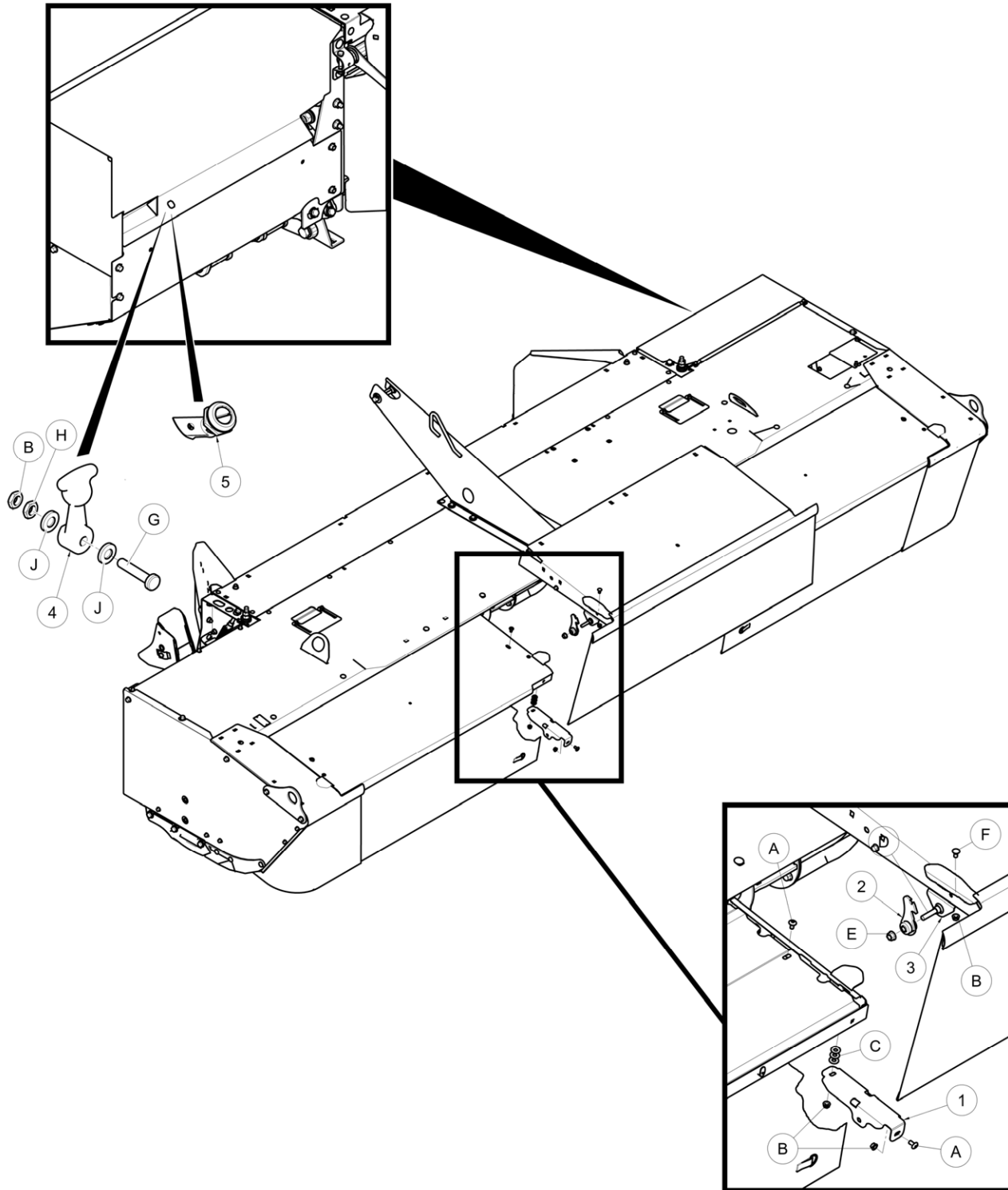
2-PANEL (NON TEXT) DECALS



2-PANEL (NON TEXT) DECALS

REF	PART NUMBER	DESCRIPTION	QTY		SERIAL NUMBER
1	184371	DECAL- CHAIN ENTANGLEMENT			
2	184385	DECAL-KEEP SHIELDS IN PLACE			
3	194463	DECAL-STOP DRIVE 2 PANEL			
4	194465	DECAL-STAND CLEAR BLADES - 2 PANEL			
5	194466	DECAL-STAND CLEAR THROWN OBJECTS - 2 PANEL			
6	171281	DECAL – HOT FLUID UNDER PRESSURE			
7	113482	DECAL - GENERAL HAZARD			
8	194464	DECAL-SHUT DOWN FOR SERVICE - 2 PANEL			
9	194462	DECAL-INSTALL LOCK 2 PANEL			
10	174436	DECAL - HIGH PRESSURE FLUID			
11	171280	DECAL-LOCK PT HYDRAULIC FOR TRANSPORT			
12	194468	DECAL - 1000 RPM			
13	194521	DECAL - DRIVELINE - CE			
14	184386	DECAL-PINCH POINT			
15	190546	DECAL – SLIPPERY SURFACE, 2 PANEL – SP ONLY			

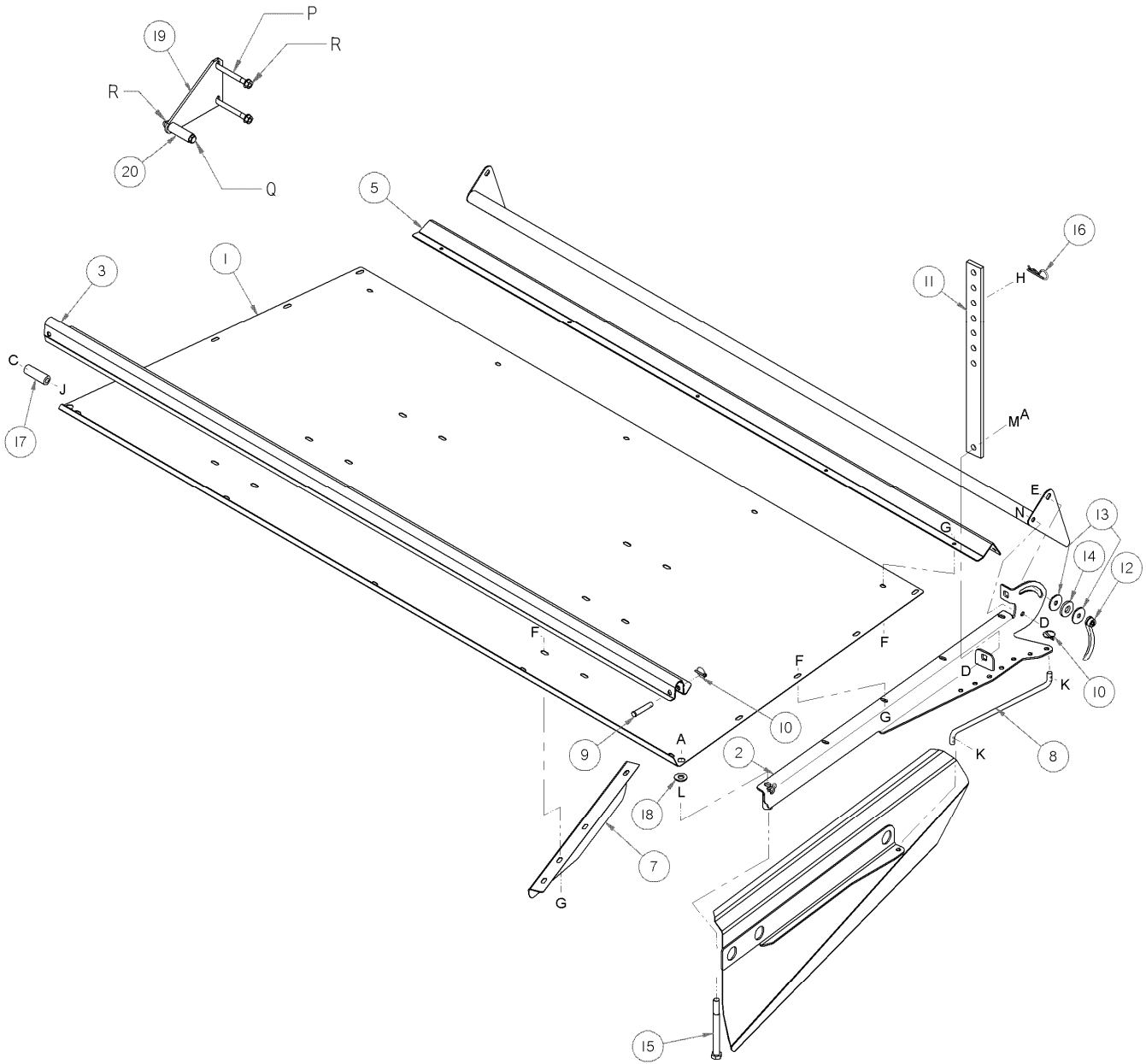
LATCHES



LATCHES

REF	PART NUMBER	DESCRIPTION	QTY		SERIAL NUMBER
1	146481	BRACKET - FRONT COVER WELDT	2		
2	146485	LATCH - HOOK AND BUSHING	2		
	50040	BUSHING - RUBBER	2		
3	146430	BRACKET - FRONT COVER LATCH PIN WELDT	2		
4	38894	LATCH - RUBBER, North America	1		
5	135913	LATCH - RH, Europe	1		
A	135157	SCREW - MACHINE			
B	30228	NUT - FLANGE DT SMOOTH FACE 0.375-16UNC			
C	18670	WASHER - SAE FLAT 7/16 ID X 1.0 IN OD ZP			
D	21880	BOLT - HH 1/2 NC X 2.75 LG GR 5 ZP			
E	50186	NUT - FLANGE LOCK SM FACE DT 0.500-13UNC GR5			
F	21472	BOLT - RHSN 3/8 NC X 0.75 GR 5 ZP			
G	21354	BOLT - RHSN 3/8 NCX 1.75 LG GR5 ZP			
H	18590	NUT - HEX 3/8 NC			
J	18598	WASHERS - FLAT 13/32 ID X 13/16 IN OD ZP			

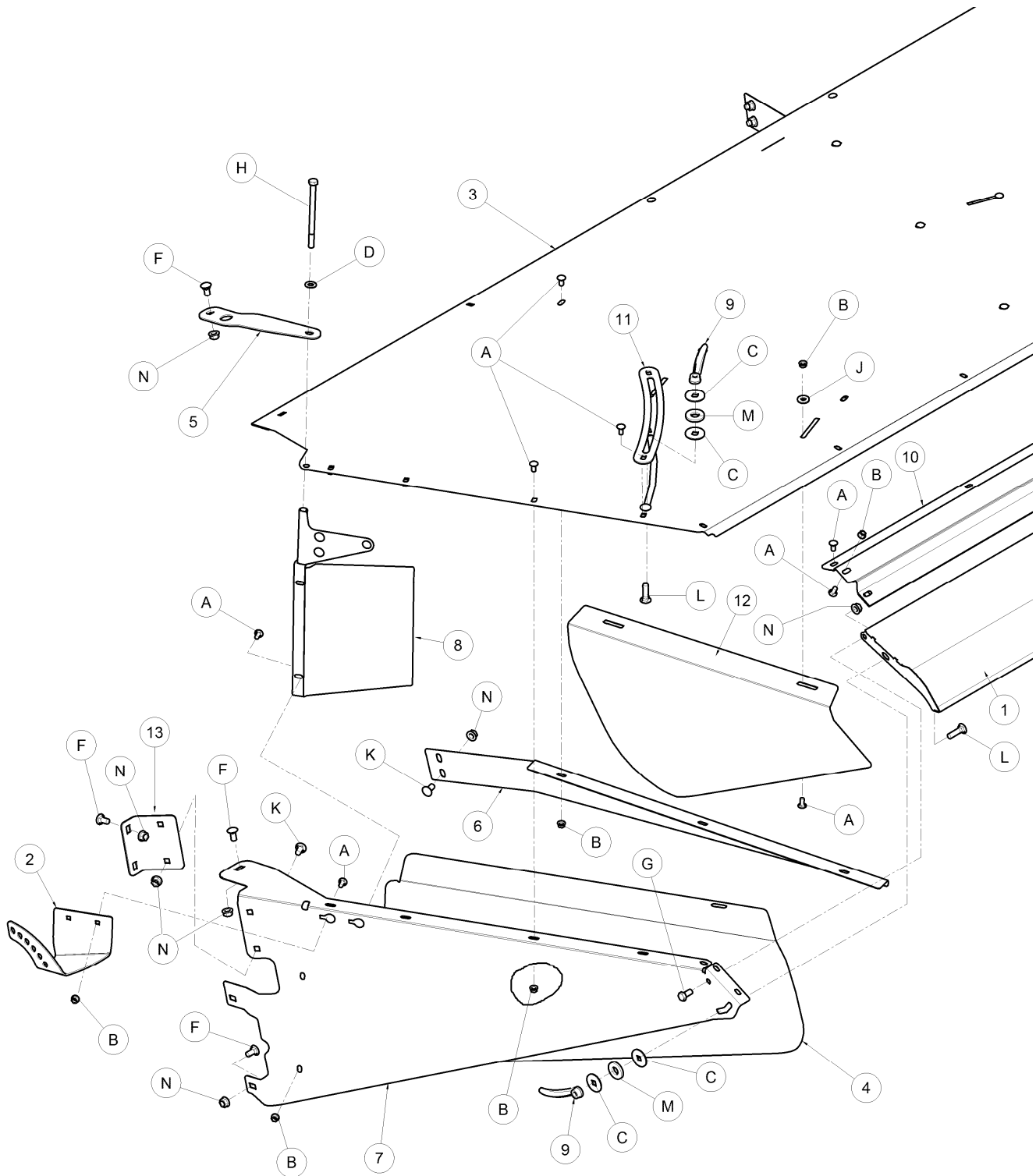
SP HEADER FORMING SHIELDS



SP HEADER FORMING SHIELDS

REF	PART NUMBER	DESCRIPTION	QTY		SERIAL NUMBER
1	149169	COVER – forming shield	1		
2	236637	BRACKET – forming shield, L/H	1		
	236638	BRACKET – forming shield, R/H	1		
3	149998	CHANNEL – front mounting	1		
4	149173	BAFFLE – rear	1		
5	150211	ANGLE – rear	1		
6	194197	DEFLECTOR – side, L/H	1		
	194198	DEFLECTOR – side, R/H	1		
7	194199	DEFLECTOR – inner, L/H	1		
	194200	DEFLECTOR – inner, R/H	1		
8	150018	ROD – adjuster	2		
9	19809	PIN – clevis, ½ x 2 inch effective length	2		
10	50193	PIN – lynch	6		
11	149743	STRAP – rubber	2		
12	149317	HANDLE – baffle adjustment	2		
13	42592	WASHER – flat, 13.5 mm I.D., 47 mm O.D., 3 mm thick	4		
14	42045	WASHER – rubber	2		
15	193182	BOLT – hex head, 5/8 NC x 7 inch, gr. 8	2		
16	13125	PIN – hair	2		
17	149168	SPACER – tube, tractor mounted	2		
18	30441	WASHER – flat hardened	2		
19	149167	PLATE.....	2		
20	149168	SPACER.....	2		
A	50225	NUT – smooth flange, 5/8 NC, distorted thread			
B	103562	BOLT – round head, square neck, 5/8 NC x 1 1/4 inch, gr. 5			
C	50186	NUT – smooth flange, 1/2 NC, distorted thread			
D	21575	BOLT – hex head, 1/2 NC x 1 inch, gr. 5			
E	21469	BOLT – round head, square neck, 1/2 NC x 1 ½ inch, gr. 5			
F	21863	BOLT – round head, square neck, 3/8 NC x 3/4 inch, gr. 5			
G	30228	NUT – smooth flange, 3/8 NC, distorted thread			
H	18600	WASHER – flat, 21/32 inch I.D.			
J	135976	BOLT – hex head, 1/2 NC x 8.0 inch, gr. 5			
K	18607	PIN – cotter 5/32 x 1 ½ inch			
L	21345	NUT – hex jam, 5/8 NC			
M	18601	WASHER – flat, 13/16 inch I.D.			
N	18697	NUT – lock, 1/2 NC, distorted thread			
P	21597	BOLT - HH 1/2 NC X 3.25 LG GR 5 ZP			
Q	21589	BOLT – HH ½ x 4.0 LG GR 5 ZP			
R	50186	NUT - FLANGE LOCK SM FACE DT 0.500-13UNC GR5			

PULL-TYPE FORMING SHIELDS

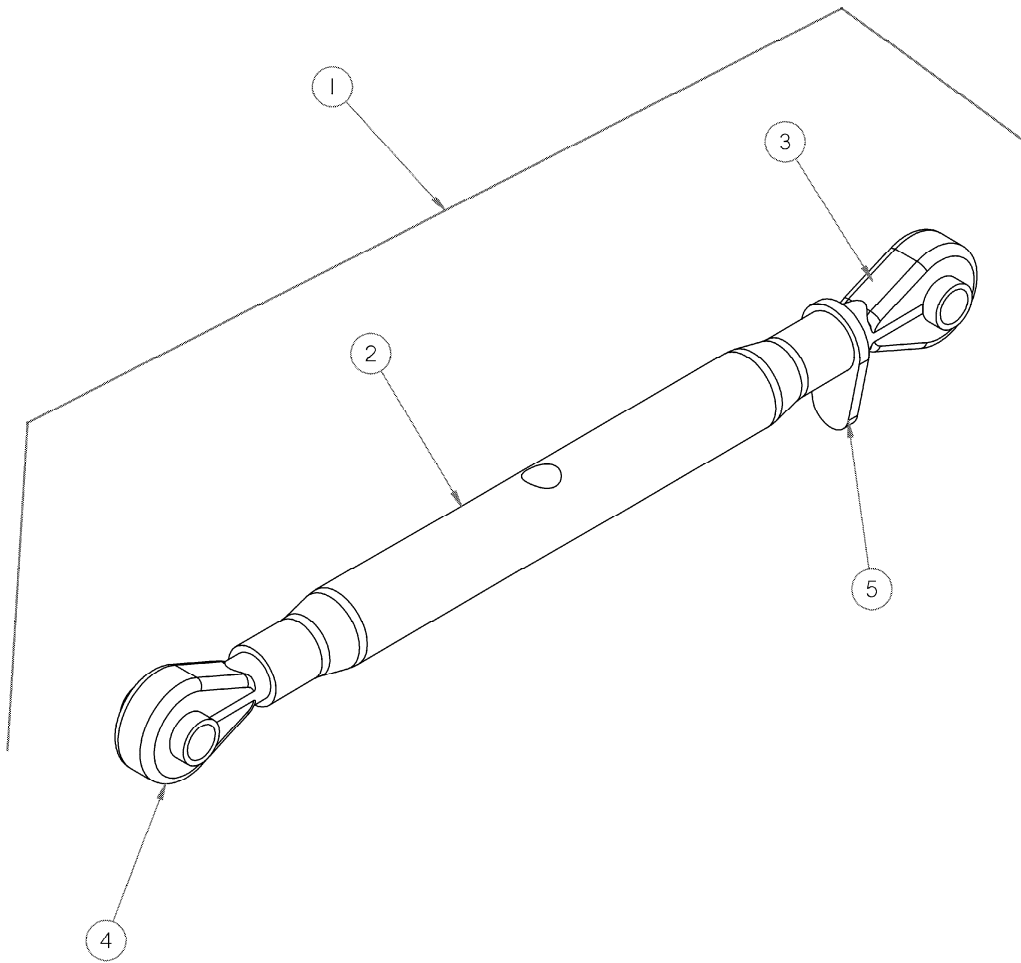


198823_B

PULL-TYPE FORMING SHIELDS

REF	PART NUMBER	DESCRIPTION	QTY		SERIAL NUMBER
1	194857	BAFFLE	1		See Note 1
2	236781	BRACKET - SWATH BAFFLE	1		
3	198834	COVER - FORMING SHIELD	1		
4	198832	DEFLECTOR-LH WELDT	1		
	198833	DEFLECTOR-RH WELDT	1		
5	198827	ANGLE - LH	1		
	198828	ANGLE - RH	1		
6	198839	SUPPORT - LH	1		
	198840	SUPPORT - RH	1		
7	146457	DEFLECTOR - LH WITH REFLECTOR	1		
	146458	DEFLECTOR - RH WITH REFLECTOR	1		
8	148893	DEFLECTOR - LH	1		
	148900	DEFLECTOR - RH	1		
9	149317	HANDLE	2		
10	198719	DEFLECTOR	1		
11	198826	PLATE - TOP COVER	2		
12	146933	DEFLECTOR - LH	1		See Note 1
	146946	DEFLECTOR - RH	1		
13	146429	BRACKET-FORMING SHIELD	2		See Note 1
A	21863	BOLT-RHSSN 3/8 NC X 0.75 LG GR 5 ZP			
B	135954	NUT - FLANGE SPINNER GRIP 0.375-16UNC			
C	150151	WASHER - FLAT			
D	18599	WASHER - SAE FLAT 17/32 ID X 1 1/16 IN OD ZP			
E	18697	NUT - HEX LOCK DT .500-13UNC			
F	21066	BOLT - RHSN 1/2 NC X 1 GR 5 ZP			
G	21575	BOLT - HH 1/2 NC X 1.0 LG GR 5 ZP			
H	50009	BOLT - HH 1/2 NC X 7.0 LG GR 5 ZP			
J	16652	WASHER - FLAT			See Note 1
K	21868	BOLT - RHSSN 1/2 NC X 1.0 GR 5 ZP			
L	30515	BOLT - RHSN 1/2 NC X 1.75 LG GR 5 ZP			
M	42045	WASHER - RUBBER			
N	50186	NUT - FLANGE LOCK SM FACE DT 0.500-13UNC GR5			
	NOTES:	1. Following kit is available to upgrade forming shield components on units built prior to 2012.			
	146997	KIT - FORMING SHIELD UPGRADE, includes items 1, 12 (LH & RH) + WASHER J (qty4)			

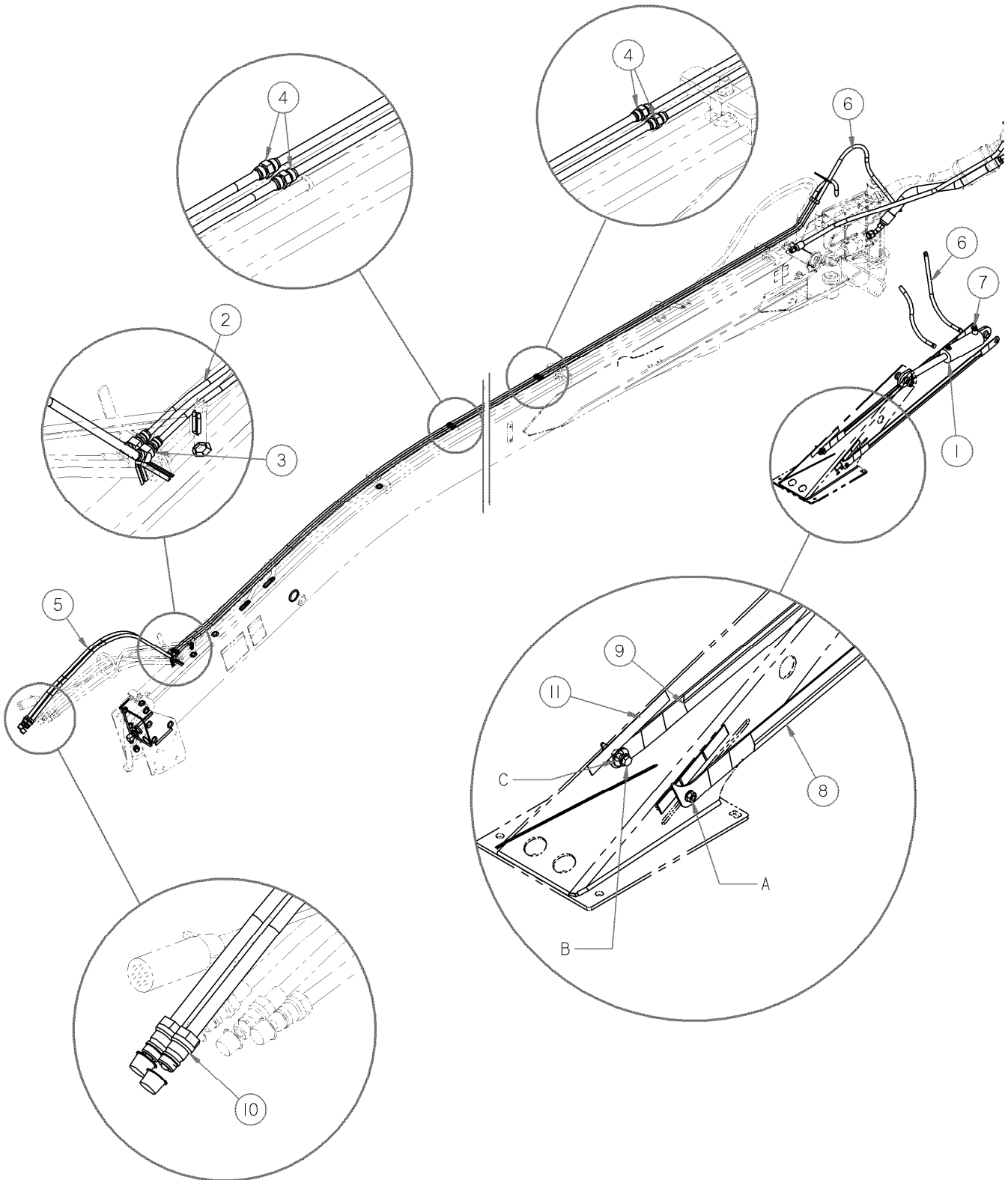
MECHANICAL HEADER ANGLE



MECHANICAL HEADER ANGLE

REF	PART NUMBER	DESCRIPTION	QTY		SERIAL NUMBER
	B4892	HEADER ANGLE KIT Kits available through Whole Goods only.			
1	42104	TOP LINK	1		
2	42434	TUBE-CENTER.....	1		
3	42432	JOINT-BALL RH THD	1		
4	42431	JOINT-BALL LH THD	1		
5	42433	COLLAR-LOCKING.....	1		

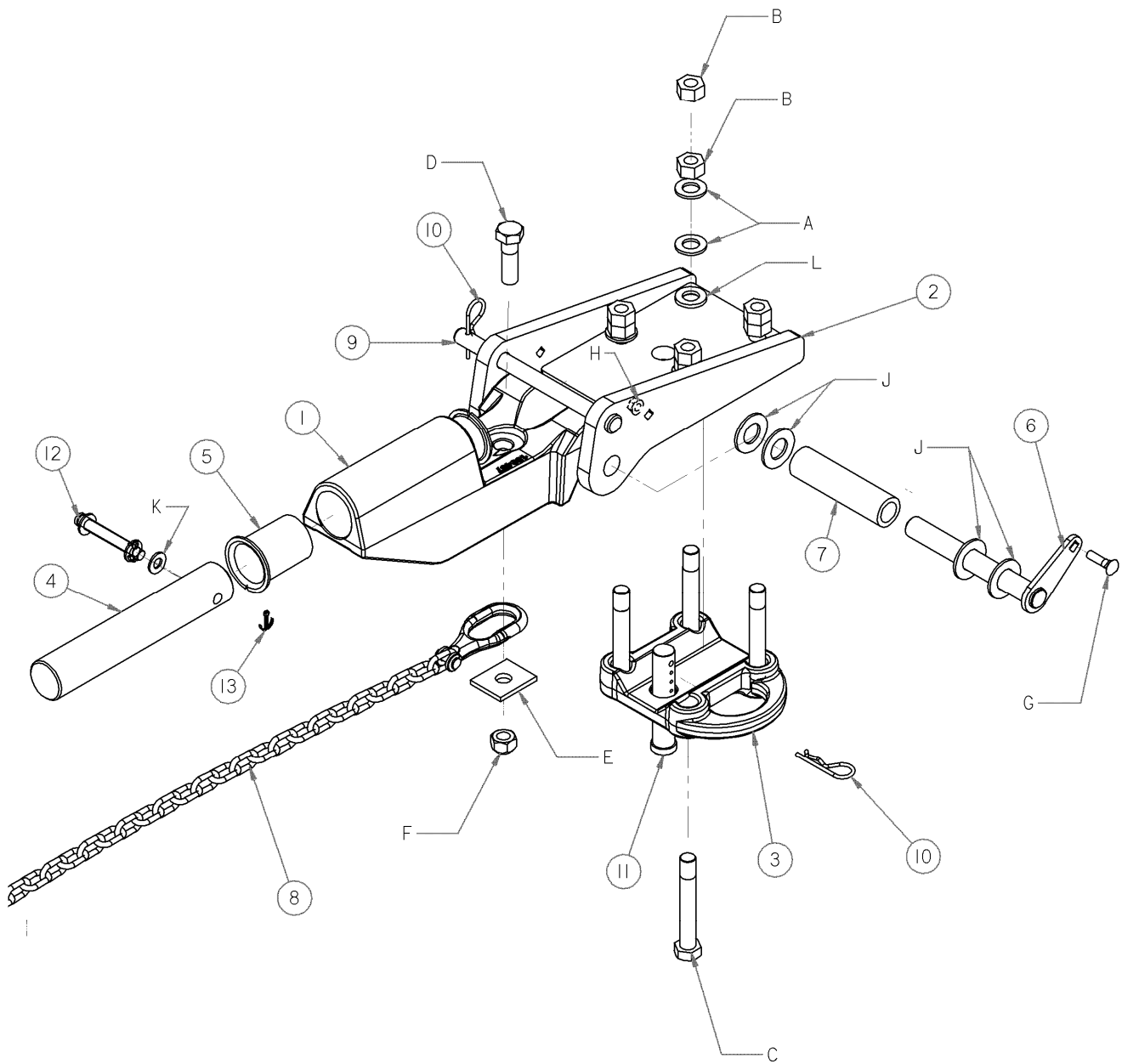
HYDRAULIC HEADER ANGLE KIT



HYDRAULIC HEADER ANGLE KIT

REF	PART NUMBER	DESCRIPTION	QTY		SERIAL NUMBER
	B5564	HEADER ANGLE KIT Kits available through Whole Goods only.			
1	149767	CYLINDER-HYDRAULIC	1		
	150519	SEAL KIT	1		
2	150124	LINE – HYDRAULIC	6		
3	150256	FITTING - ELBOW - BULKHEAD UNION HYD	2		
4	30375	FITTING - UNION HYD	6		
5	148968	HOSE	2		
6	150101	HOSE	2		
7	15903	FITTING - CONNECTOR HYD	2		
8	146044	LINK-INDICATOR-LH.....	1		
9	146045	LINK-INDICATOR-RH	1		
10	135563	FITTING - COUPLING HYD	2		
11	150651	DECAL – GAUGE	2		
A	30228	NUT - FLANGE DT SMOOTH FACE 0.375-16UNC			
B	135001	BOLT - SHOULDER .375-16UNC			
C	150819	WASHER - PLASTIC			

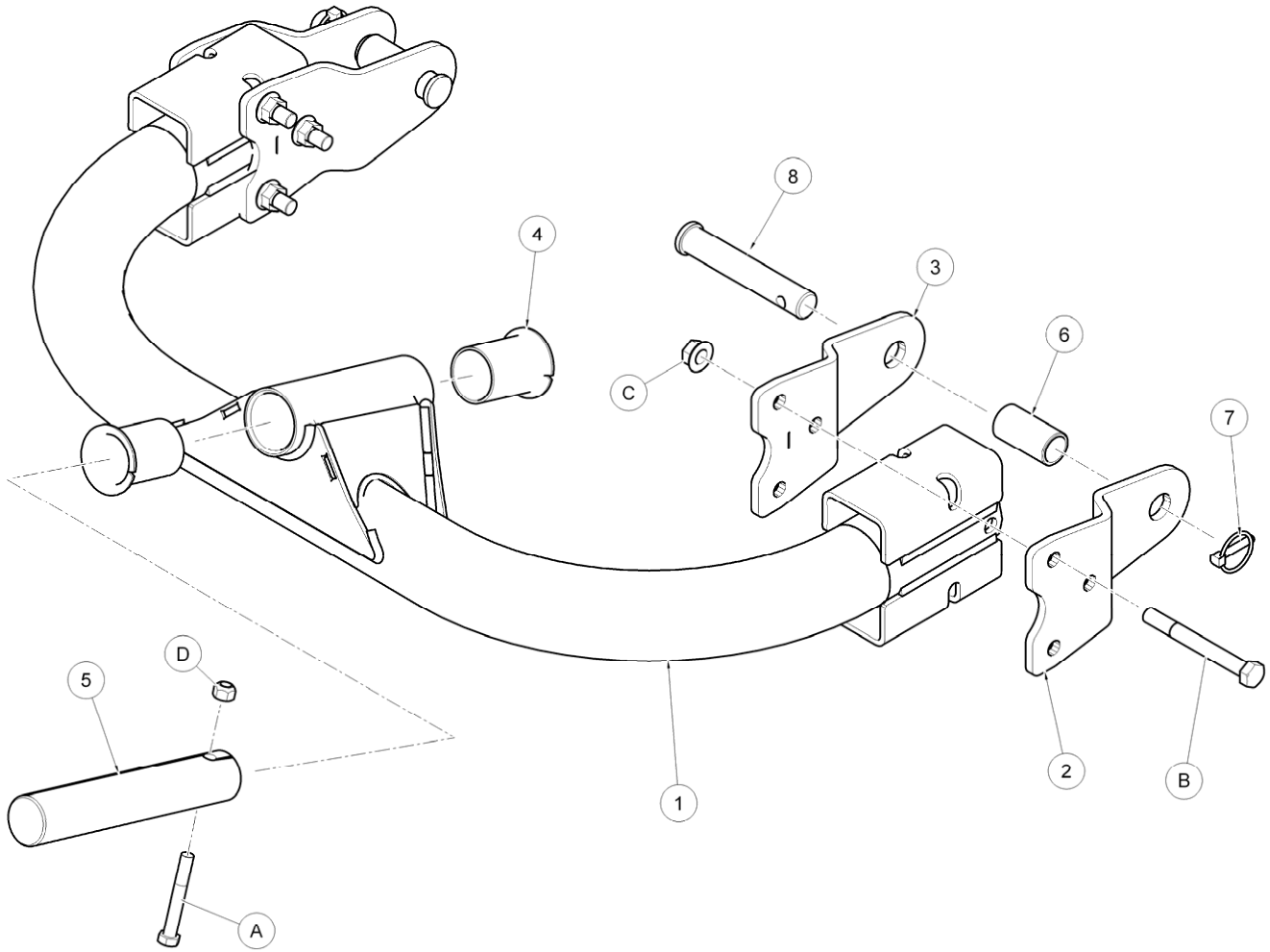
DRAWBAR HITCH



DRAWBAR HITCH

REF	PART NUMBER	DESCRIPTION	QTY		SERIAL NUMBER
	B4886	DRAWBAR HITCH Kits available through Whole goods only.			
1	150457	ARM - PT HITCH.....	1		
2	148388	PLATE - DRAWBAR HITCH ADAPTER WELDT.....	1		
3	149655	CLAMP - CASTING.....	1		
4	150217	PIN - ROCKSHAFT.....	1		
5	31453	TUBE - FLARED.....	2		
6	149802	PIN WELDMENT.....	1		
7	150082	BUSHING.....	1		
8	21404	CHAIN - 59 LINKS.....	1		
9	135334	PIN - CLEVIS.....	1		
10	13125	PIN - HAIR.....	2		
11	135593	PIN-CLEVIS.....	1		
12	101007	PIN - CLEVIS.....	1		
13	18648	PIN-COTTER 3/16 DIA X 1.25 ZP.....	1		
A	18601	WASHER - SAE FLAT 13/16 ID X 1.5 IN OD ZP			
B	18593	NUT - HEX 3/4 - 10 UNC GR 5 ZP			
C	135415	BOLT - HH 3/4 NC X 5.0 LG GR 8 ZP			
D	19957	BOLT - HH 3/4 NC X 2.5 LG GR 5 ZP			
E	29467	WASHER - FLAT RECTANGULAR			
F	18689	NUT - HEX LOCK DT .750-10UNC			
G	21484	BOLT - round head square neck 3/8 NC X 1.5 LG GR 5 ZP			
H	30228	NUT - FLANGE DT SMOOTH FACE 0.375-16UNC			
J	18603	WASHER - SAE FLAT 1 1/16 ID X 2.0 IN OD ZP			
K	18599	WASHER - SAE FLAT 17/32 ID X 1 1/16 IN OD ZP			
L	21540	WASHER, HARDENED			

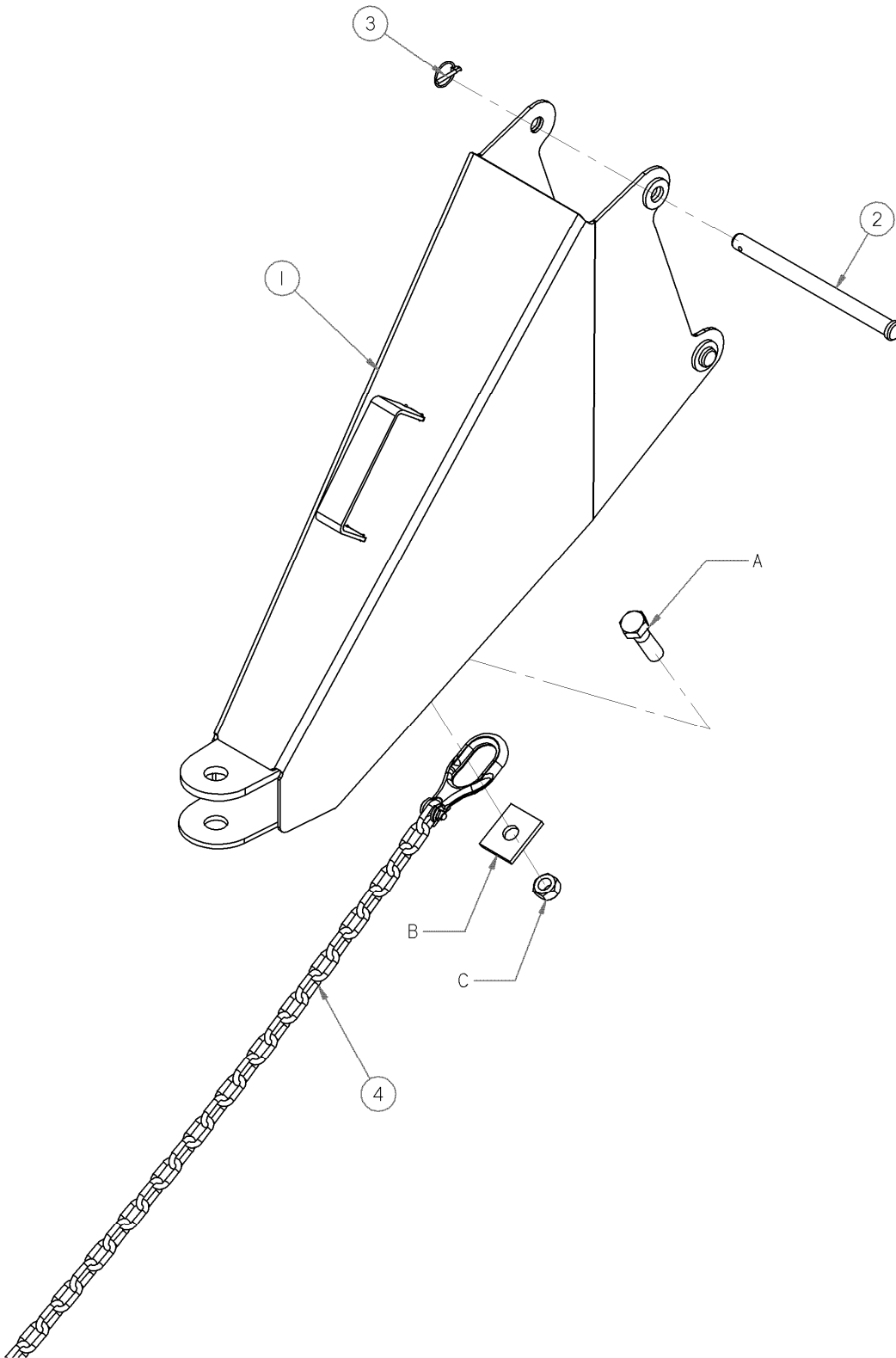
3 POINT HITCH ADAPTOR



3 POINT HITCH ADAPTOR

REF	PART NUMBER	DESCRIPTION	QTY		SERIAL NUMBER
	B4897	PT TRUCK TRANSPORT HITCH Kits available through Whole Goods only.			
1	196217	ADAPTER - 3 POINT HITCH WELDT.....	1		
2	196219	ARM.....	2		
3	196240	ARM.....	2		
4	31453	TUBE – FLARED.....	2		
5	150217	PIN – ROCKSHAFT	1		
6	196261	BUSHING - CAT II TO III.....	2		
7	113561	PIN – LYNCH	2		
8	196228	PIN – CLEVIS.....	2		
9	196231	HOSE, not Illustrated.....	4		
10	196232	HOSE, not Illustrated.....	1		
A	21581	BOLT - HH 1/2 NC X 3.5 LG GR 5 ZP			
B	50163	BOLT - HH 5/8 NC X 5.5 LG GR 5 ZP			
C	50225	NUT - FLANGE DT SMOOTH FACE .625-11UNC			
D	18697	NUT - HEX LOCK DT .500-13UNC			

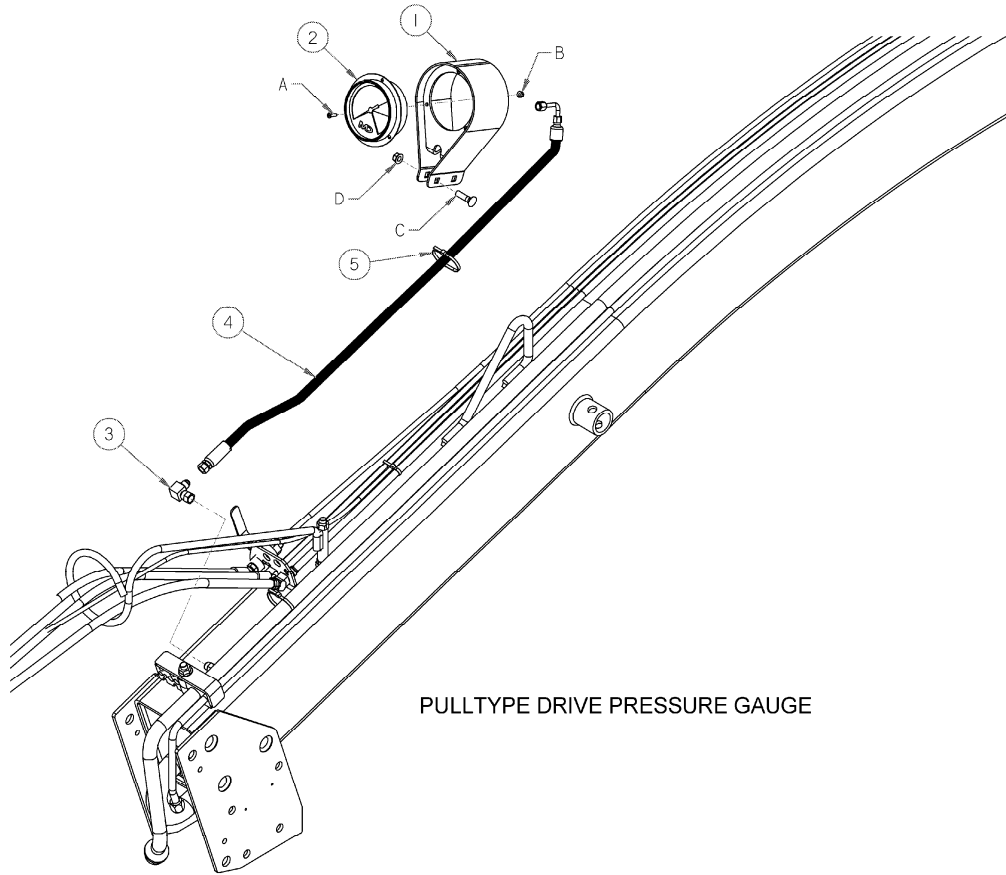
TRUCK TRANSPORT HITCH



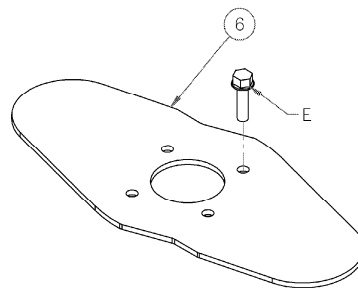
TRUCK TRANSPORT HITCH

REF	PART NUMBER	DESCRIPTION	QTY		SERIAL NUMBER
	B4897	PT TRUCK TRANSPORT HITCH Kits available through Whole Goods only.			
1	150314	HITCH – TRANSPORT	1		
2	135334	PIN – CLEVIS.....	2		
3	50193	PIN – LYNCH	2		
4	21404	CHAIN-59 LINKS.....	1		
A	19957	BOLT - HH 3/4 NC X 2.5 LG GR 5 ZP			
B	29467	WASHER - FLAT RECTANGULAR			
C	18689	NUT - HEX LOCK DT .750-10UNC			

OPTIONS



PULLTYPE DRIVE PRESSURE GAUGE

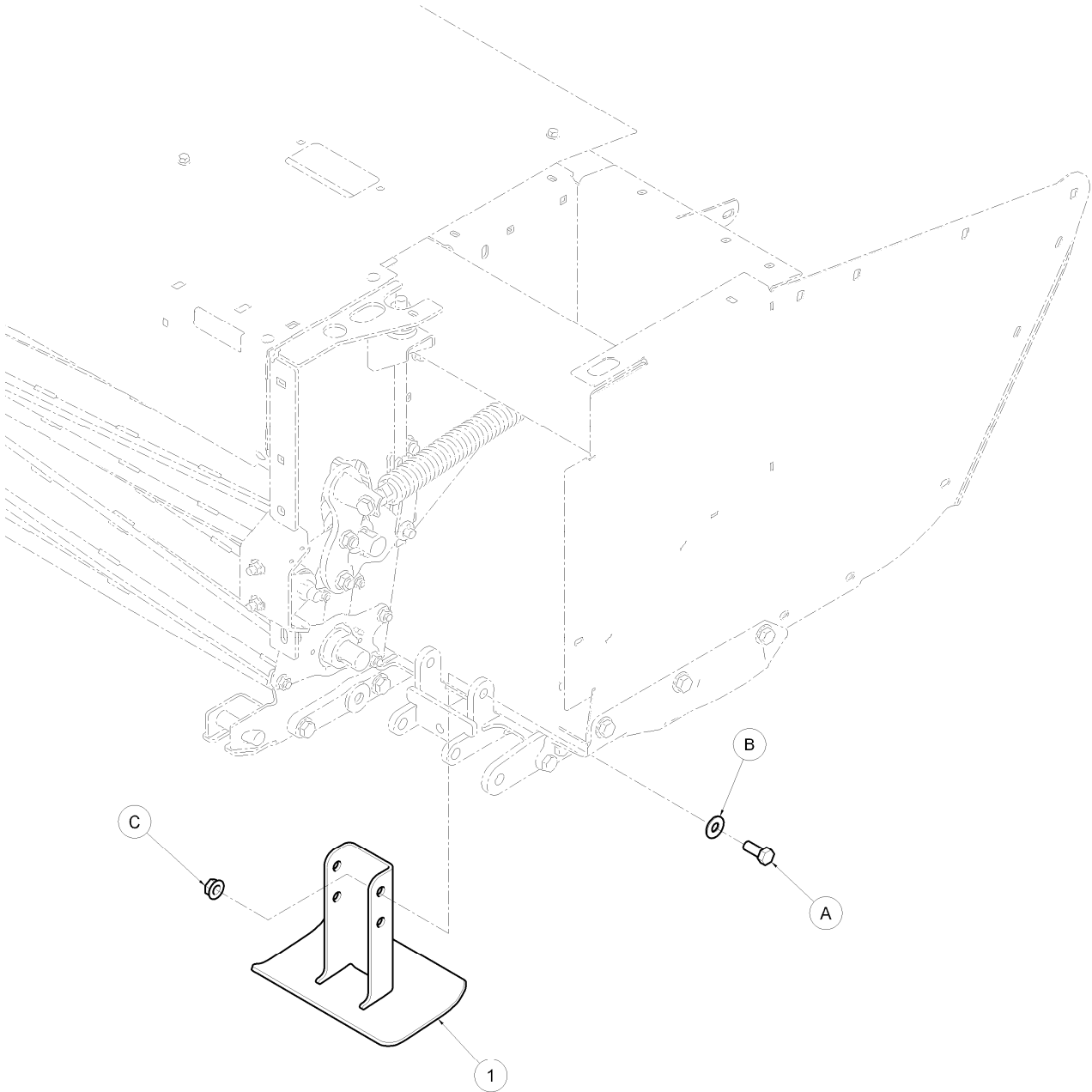


FEED ASSISTING PLATES

OPTIONS

REF	PART NUMBER	DESCRIPTION	QTY		SERIAL NUMBER
	B4904	KIT-PULLTYPE DRIVE PRESSURE GAUGE			
1	194009	SUPPORT – gauge	1		
2	150453	INDICATOR – pressure gauge.....	1		
3	106717	FITTING – ELBOW, 90° - #6 JIC male x #6 JIC swivel female.....	1		
4	194105	HOSE – hydraulic.....	1		
5	21763	FASTENER – cable tie.....	2		
A	21930	SCREW - CSK FLAT SOC HD, #10 NC X 3/4 GR5 OR GR8 ZP			
B	21492	NUT - FLANGE (SERRATED FACE), # 10 NC GR 5 ZP			
C	21484	BOLT - ROUND HD SQ NK, 3/8 - 16 UNC, 1.5 in lg, zn pl, gr 5			
D	30228	NUT – LOCK, SMOOTH FLANGE, 3/8 NC distorted thread			
	B4904	KIT-PULLTYPE DRIVE PRESSURE GAUGE			
	B4903	KIT-FEED ASSISTING PLATES			
6	148220	PLATE	2		
E	148799	BOLT-HH FLANGE M12 X 1.75 X 45 LG ZP			
		NOTE: Complete kits available through Wholegoods only.			

SKID SHOES

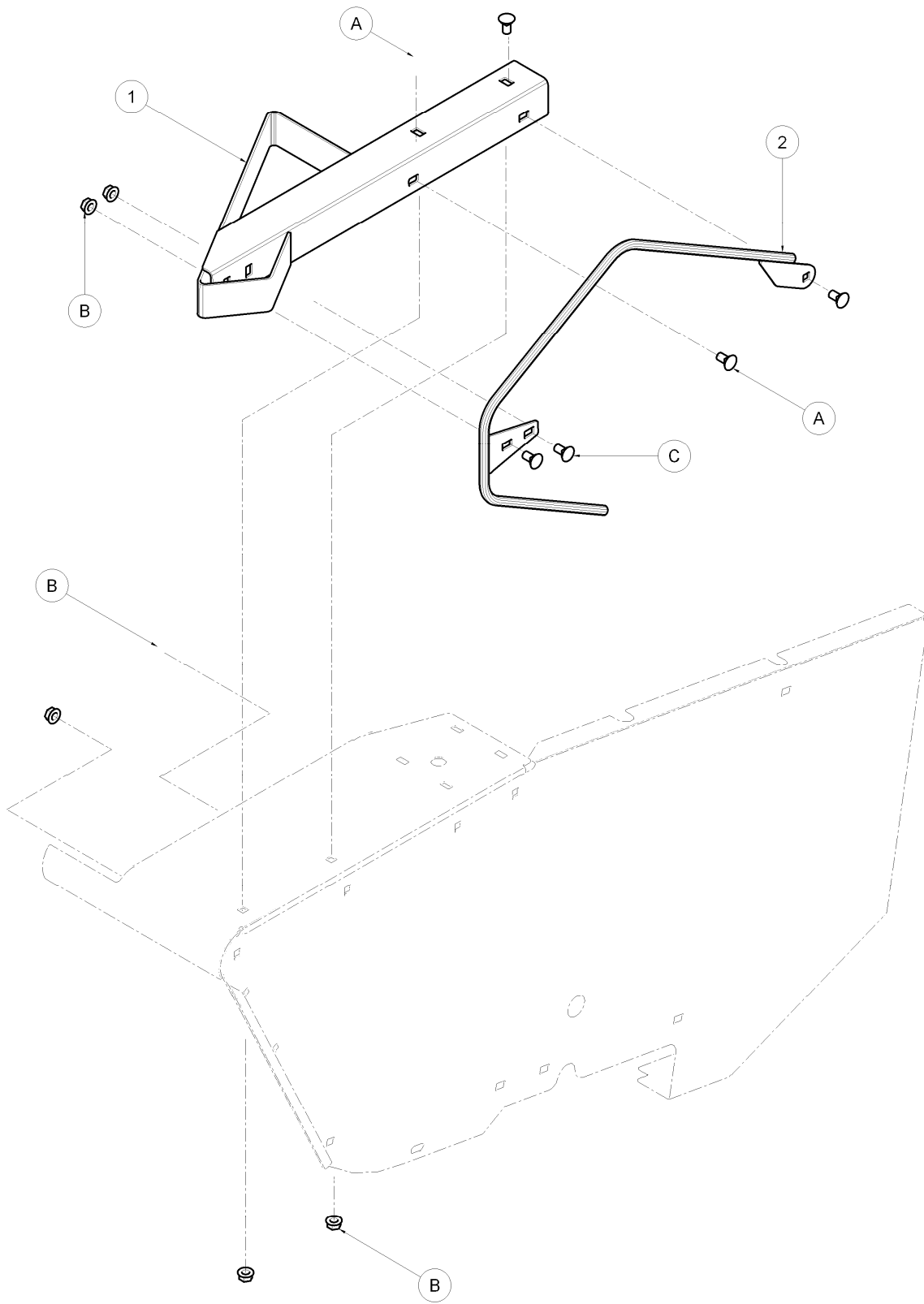


198341_A

SKID SHOES

REF	PART NUMBER	DESCRIPTION	QTY		SERIAL NUMBER
1	B5457 198201	SKID SHOES SHOE WELD'T	2		
A	021594	BOLT - HEX HD 0.625 -11UNC X 1.50			
B	186004	WASHER - SAE FLAT 21/32 ID X 1 5/16 IN OD ZP			
C	050225	NUT - FLANGE DT SMOOTH FACE .625-11UNC			
		NOTE: Complete kits available through Wholegoods only			

TALL CROP DIVIDERS

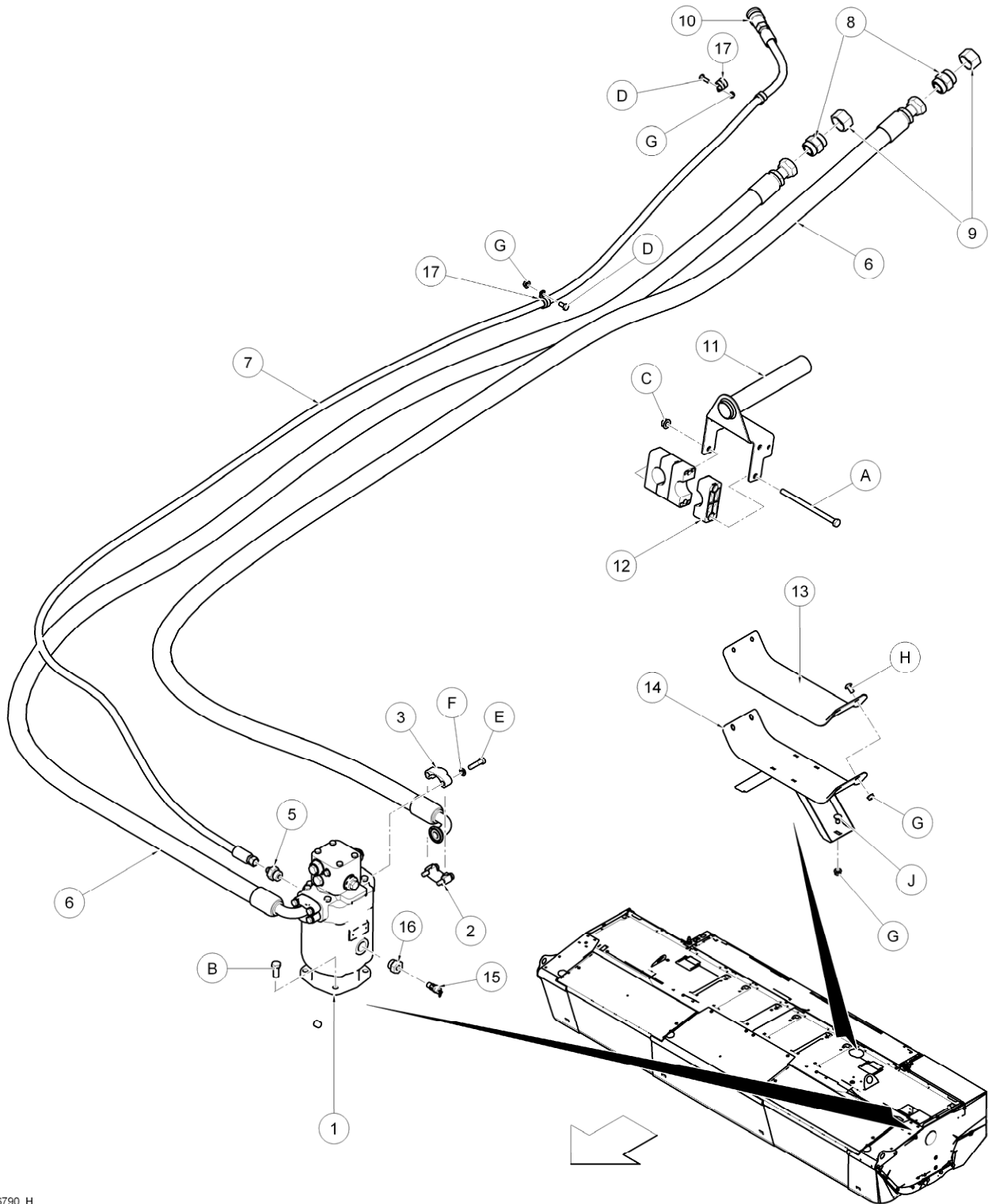


198493_A

TALL CROP DIVIDERS

REF	PART NUMBER	DESCRIPTION	QTY		SERIAL NUMBER
1	B5509	KIT – TALL CROP DIVIDERS.....			
	198491	DIVIDER WELDMENT – LH.....	1		
	198492	DIVIDER WELDMENT- RH.....	1		
2	150881	ROD - WELDMENT - CROP DIVIDER	1		
A	21066	BOLT - RHSN 1/2 NC X 1 GR 5 ZP			
B	50186	NUT - FLANGE LOCK SM FACE DT 0.500-13UNC GR5			
NOTE: Complete kits available through Wholegoods only.					

M205 TO R85 HYDRAULIC DRIVE

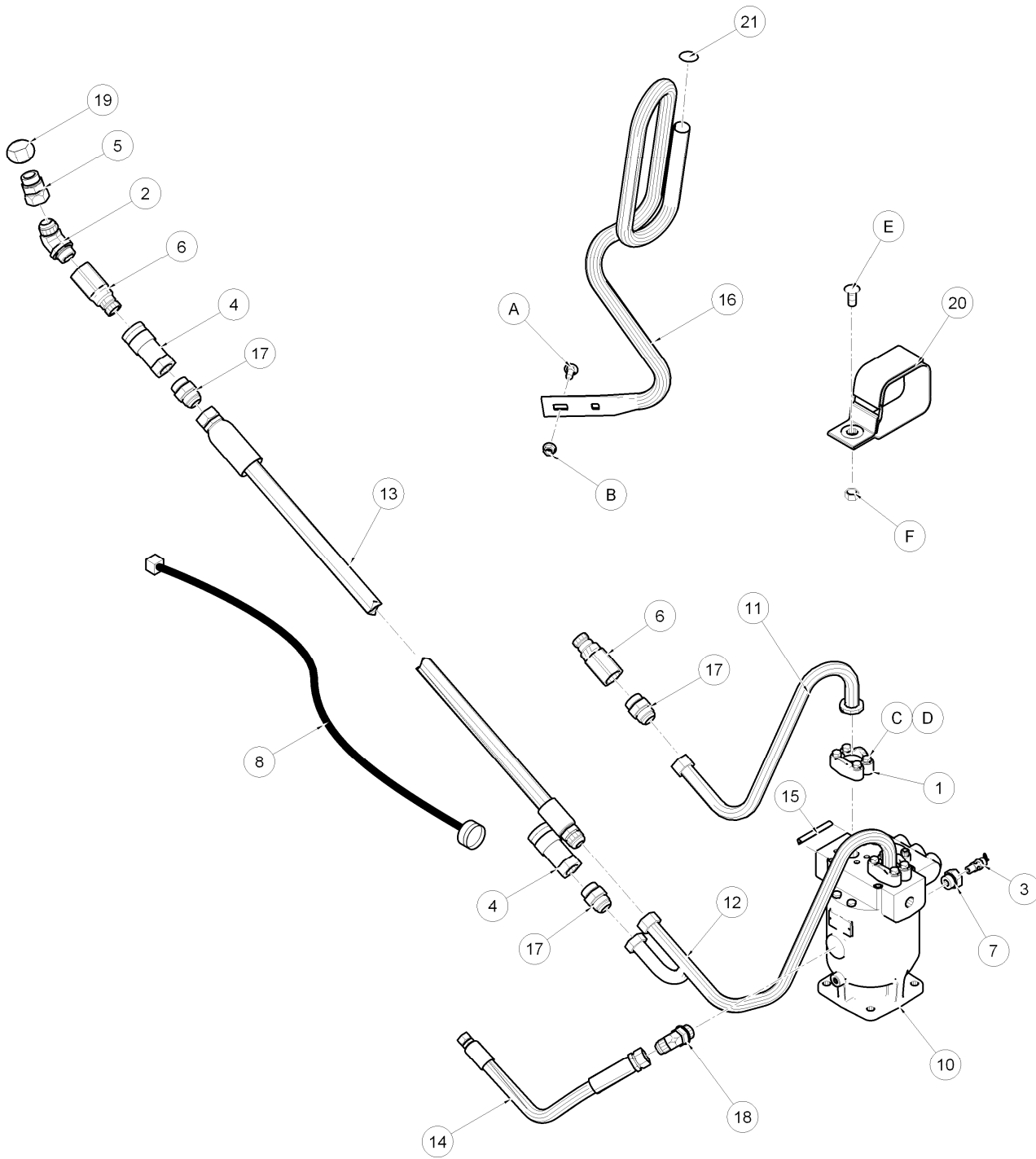


196790_H

M205 TO R85 HYDRAULIC DRIVE

REF	PART NUMBER	DESCRIPTION	QTY		SERIAL NUMBER
1	B5456	KIT – M205/R85 HYDRAULIC DRIVE			
	194563	MOTOR-HYDRAULIC, PISTON	1		
	150879	SEAL KIT			
	198514	RING-RETAINING			
2	138127	ASSEMBLY-1" CODE 62 SPLIT FLANGE, includes items: 3, 4, E, F	2		
3	194043	FLANGE - HALF SPLIT 1 INCH - CODE 62			
4	112868	O-RING 1.296 IN. ID X 0.139 IN. WALL			
5	30939	FITTING - ADAPTER HYD	1		
6	138855	HOSE-HYDRAULIC	2		
7	138124	HOSE-HYDRAULIC	1		
8	135708	FITTING-UNION SAE -20 ORFS	2		
9	135719	CAP-HYD SAE -20 ORFS	2		
10	135474	COUPLER - HYDRAULIC, 1/2 IN FEMALE FF	1		
	135480	SEAL KIT			
11	146479	SUPPORT-WELDT	1		
12	146479	CLAMP-LINE	2		
13	146474	SUPPORT-HOSE	1		
14	146553	STAND-HOSE	1		
15	198927	VALVE-RELIEF			
16	135560	FITTING-ADAPTER HYD CW O-RING	1		
17	135709	CLAMP-INSULATED 3/4"	1		
A	135976	BOLT - HH 1/2 NC X 8 LG GR5 ZP			
B	135491	BOLT - HH M14 X 2 X 35 LG ZP			
C	050186	NUT - FLANGE LOCK SM FACE DT 0.500-13UNC GR5			
D	21567	BOLT -HEX HD .375-16UNC X 0.75 LG			
E	21564	BOLT-HH 7/16 NC X 1.75 LG GR 5 ZP			
F	18652	WASHER - REG. LOCK 7/16 IN. NOM. ID ZP			
G	30228	NUT - FLANGE DT SMOOTH FACE 0.375-16UNC			
H	135157	SCREW - MACHINE			
J	21472	BOLT - RHSN 3/8 NC X 0.75 GR 5 ZP			
NOTE: Complete kits available through Wholegoods only					

M150/M155 TO R85 HYDRAULIC DRIVE

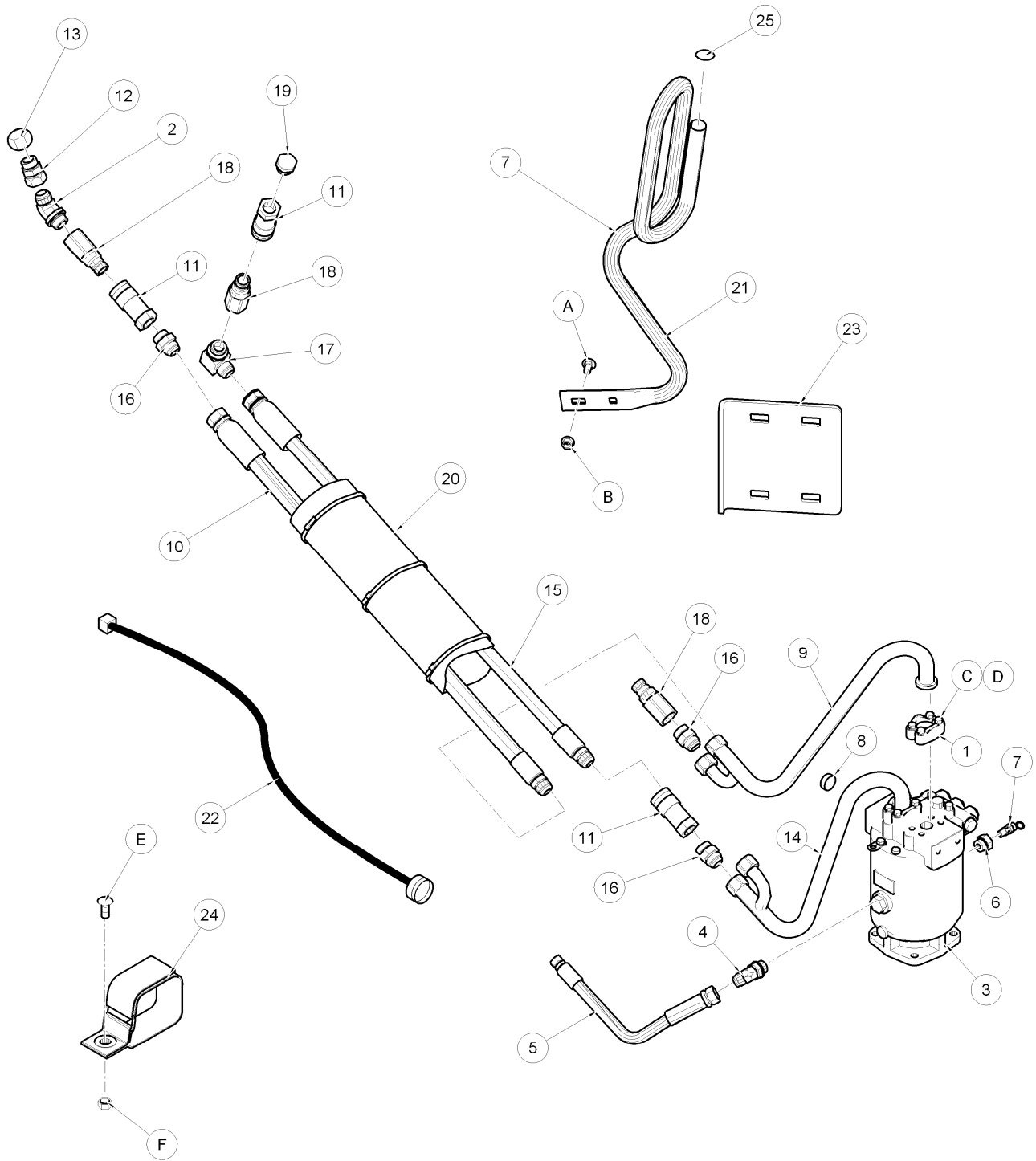


194044_A

M150/M155 TO R85 HYDRAULIC DRIVE

REF	PART NUMBER	DESCRIPTION	QTY		SERIAL NUMBER
	B5510	KIT – M150/M155/R85 HYDRAULIC SP DRIVE			
1	112866	FLANGE - SPLIT - 1 IN. C/W HARDWARE ITEMS C & D	2		
	112868	O-RING			
	194033	FLANGE - HALF			
2	112936	FITTING - ELBOW 45° HYD CW O-RING	1		
3	120377	VALVE-RELIEF	1		
4	135313	COUPLER - FEMALE HYD. 3/4 IN. FLAT FACE	3		
5	135316	FITTING - ADAPTER HYD CW O-RING	1		
6	135544	COUPLER - MALE HYD. 3/4 IN. FLAT FACE 1 IN THREAD	2		
	135479	SEAL			
7	135560	FITTING-ADAPTER HYD CW O-RING	1		
8	139071	HARNESS - R85 TO M200, not illustrated	1		
	134009	CONNECTOR – RECEPT, DEUTSCH, 23 POSITION			
	134010	NUT - PANEL, DEUTSCH HD, SIZE 24			
	134011	WASHER - LOCK SPRING, DEUTSCH HD, SIZE 24			
	135365	CAP-WIRE HARNESS			
10	150487	MOTOR-HYD	1		
	150879	SEAL			
11	150794	LINE – RETURN	1		
12	150795	LINE - HIGH PRESSURE	1		
13	150796	HOSE-13 FT PRESSURE	1		
14	150797	HOSE - 13 SP ROTARY CASE DRAIN	1		
15	194082	MOULDING	1		
16	194365	GUIDE - HOSE SUPPORT	1		
17	21828	FITTING - ADAPTER HYD	3		
18	50098	FITTING - ELBOW 45° HYD CW O-RING	1		
19	30905	NUT - CAP - 1 " TUBE	1		
20	163585	STRAP – VELCRO, HANGING	3		
21	164389	PLUG – TUBE FINISHING	1		
A	21066	BOLT - RHSN 1/2 NC X 1 GR 5 ZP			
B	050186	NUT - FLANGE LOCK SM FACE DT 0.500-13UNC GR5			
C	21264	BOLT			
D	18637	LOCKWASHER			
E	21863	BOLT – RHSSN 3/8 NC X 0.75 LG 5 ZP			
F	30228	NUT – FLANGE DT SMOOTH FACE 0.375 – 16UNC			
		NOTE: Complete kits available through Wholegoods only			

M200 TO R85 HYDRAULIC DRIVE

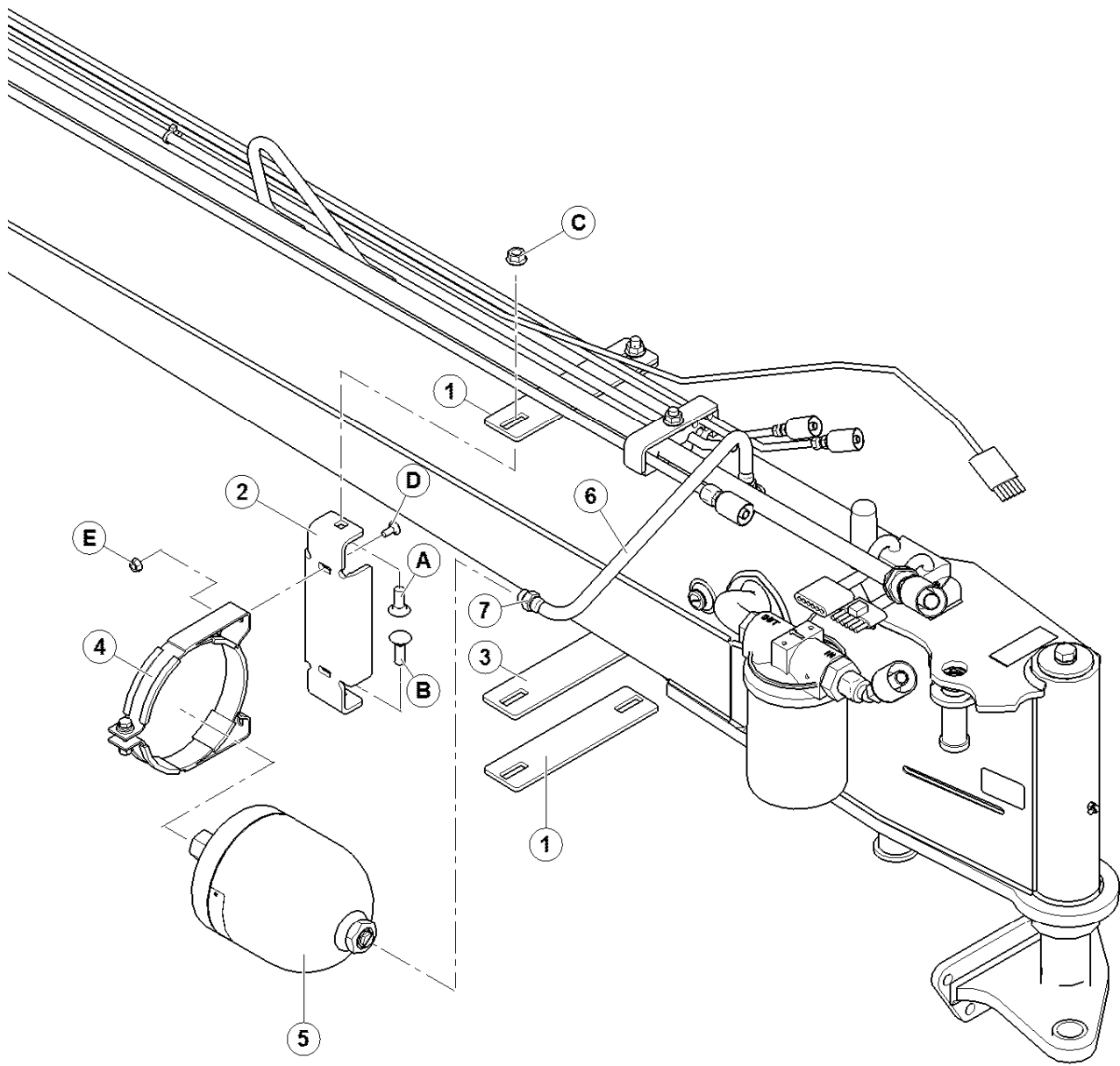


194045_A

M200 TO R85 HYDRAULIC DRIVE

REF	PART NUMBER	DESCRIPTION	QTY		SERIAL NUMBER
	B5511	KIT – M200/R85 HYDRAULIC SP DRIVE			
1	112866	FLANGE - SPLIT - 1 IN. C/W HARDWARE ITEMS C & D	2		
	112868	O-RING			
	194033	FLANGE - HALF			
2	112936	FITTING - ELBOW 45° HYD CW O-RING	1		
3	149318	MOTOR-HYD	1		
	150879	SEAL			
4	50098	FITTING - ELBOW 45° HYD CW O-RING	1		
5	150797	HOSE - 13 SP ROTARY CASE DRAIN	1		
6	135560	FITTING-ADAPTER HYD CW O-RING.....	1		
7	120377	VALVE-RELIEF	1		
8	135614	CAP	1		
9	150941	LINE - HIGH PRESSURE (M200 TO 13 FT ROTARY).....	1		
10	149553	HOSE-16 FT 40 GPM	1		
11	135313	COUPLER - FEMALE HYD. 3/4 IN. FLAT FACE.....	4		
12	135316	FITTING - ADAPTER HYD CW O-RING.....	1		
13	30905	NUT - CAP - 1 " TUBE	1		
14	150942	LINE - RETURN (M200 TO 13 FT ROTARY.....	1		
15	149554	HOSE - SECONDARY RETURN	1		
16	21828	FITTING - ADAPTER HYD.....	3		
17	21827	FITTING - ELBOW HYD.....	1		
18	135544	COUPLER - MALE HYD. 3/4 IN. FLAT FACE 1 IN THREAD	3		
	135479	SEAL			
19	156051	PLUG #16 ORB	1		
20	150311	SLEEVE	1		
21	194365	GUIDE - HOSE SUPPORT	1		
22	139071	HARNESS - R85 TO M200, not illustrated.....	1		
	134009	CONNECTOR – RECEPT, DEUTSCH, 23 POSITION			
	134010	NUT - PANEL, DEUTSCH HD, SIZE 24			
	134011	WASHER - LOCK SPRING, DEUTSCH HD, SIZE 24			
	135365	CAP-WIRE HARNESS			
23	146664	SUPPORT – HOSE GUIDE	1		
24	163585	STRAP – VELCRO, HANGING.....	3		
25	164389	PLUG – TUBE FINISHING.....	1		
A	21066	BOLT - RHSN 1/2 NC X 1 GR 5 ZP			
B	050186	NUT - FLANGE LOCK SM FACE DT 0.500-13UNC GR5			
C	21264	BOLT			
D	18637	LOCKWASHER			
E	21863	BOLT – RHSSN 3/8 NC X 0.75 LG 5 ZP			
F	30228	NUT – FLANGE DT SMOOTH FACE 0.375 – 16UNC			
		NOTE: Complete kits available through Wholegoods only			

HEADER DRIVE PERFORMANCE IMPROVEMENT KIT



236266_B_L2S

HEADER DRIVE PERFORMANCE IMPROVEMENT KIT

REF	PART NUMBER	DESCRIPTION	QTY		SERIAL NUMBER
			16FT	19FT	
	B5455	KIT – HEADER DRIVE PERFORMANCE IMPROVEMENT			
1	236267	PLATE.....	2		
2	236268	ANGLE - CLAMP MOUNT.....	2		
3	236465	SHIM – RUBBER.....	1		
4	236263	BRACKET - CLAMP – ACCUMULATOR	1		
5	236264	ACCUMULATOR.....	1		
6	236282	HOSE - HYD – ACCUMULATOR.....	1		
7	21030	FITTING - CONNECTOR HYD	2		
A	21471	BOLT - RHSN 1/2 NC X 1.25 GR 5 ZP			
B	21469	BOLT - RHSN 1/2 NC X 1.5 LG GR 5 ZP			
C	50186	NUT - FLANGE LOCK SM FACE DT 0.500-13UNC GR5			
D	21281	BOLT - RHSN 5/16 NC X 0.75 GR 5 ZP			
E	30280	NUT - FLG SIDE LK SMTH FACE 5/16 NC GR 5 ZP			
NOTE: Complete kits available through Wholegoods only.					

NUMERICAL LIST

<u>PART NO.</u>	<u>PAGE</u>	<u>PART NO.</u>	<u>PAGE</u>	<u>PART NO.</u>	<u>PAGE</u>	<u>PART NO.</u>	<u>PAGE</u>
4889	21	21425	21	32738	53	111713	29
5734	17	21484	75	36651	53	111961	19
5735	17	21492	75	38894	59	112624	27
5735	21	21594	49	39272	29	112624	35
6006	51	21596	49	41357	37	112694	37
7536	13	21763	49	41358	37	112866	83
11847	31	21763	75	42045	61	112866	85
13125	31	21804	47	42104	65	112868	39
13125	61	21827	85	42431	65	112868	39
13125	69	21828	83	42432	65	112868	81
15903	35	21828	85	42433	65	112868	83
15903	47	21830	47	42434	65	112868	85
15903	47	21881	43	42592	61	112886	37
15903	67	21881	47	44207	51	112936	83
18608	33	21930	75	44209	51	112936	85
18608	37	23164	53	44944	53	113420	21
18609	31	23165	53	49341	31	113482	57
18609	35	25579	35	49464	49	113561	71
18609	47	30228	75	50040	59	115074	17
18619	13	30282	35	50091	19	115100	53
18629	33	30283	47	50098	83	115145	53
18637	49	30284	47	50098	85	115146	53
18637	49	30314	39	50103	39	115147	53
18637	49	30375	47	50103	43	115148	53
18639	49	30375	67	50186	49	118234	33
18648	13	30441	61	50193	31	120377	83
18648	69	30463	37	50193	61	120377	85
18671	35	30590	21	50193	73	120416	33
18671	39	30701	33	50222	51	124541	17
18671	43	30702	33	100577	21	124541	21
18697	49	30813	47	101007	69	124541	21
19809	61	30836	21	101375	53	130529	15
21010	21	30846	49	102264	51	130680	21
21010	51	30884	39	103579	33	132117	53
21024	17	30884	43	103738	35	132898	53
21024	21	30905	83	106717	75	133195	37
21030	87	30905	85	107037	39	133207	37
21076	51	30939	81	107037	43	133632	45
21153	33	30946	17	107201	51	133632	45
21404	69	30977	51	109207	53	134009	83
21404	73	31453	69	109843	53	134009	85
21425	17	31453	71	111284	41	134010	83

NUMERICAL LIST

<u>PART NO.</u>	<u>PAGE</u>	<u>PART NO.</u>	<u>PAGE</u>	<u>PART NO.</u>	<u>PAGE</u>	<u>PART NO.</u>	<u>PAGE</u>
134010	85	135708	81	146250	31	146926	9
134011	83	135709	81	146272	33	146933	63
134011	85	135719	81	146278	33	146946	63
134070	53	135764	13	146293	9	146964	27
135015	35	135849	21	146351	39	146965	27
135015	47	135875	43	146352	45	148067	33
135020	49	135881	43	146367	45	148078	35
135021	49	135913	59	146371	9	148220	75
135313	83	135981	39	146378	17	148388	69
135313	85	136061	61	146380	17	148730	5
135316	83	136106	43	146380	17	148735	5
135316	85	136140	51	146385	25	148799	75
135334	69	136174	35	146391	49	148829	53
135334	73	137699	31	146394	39	148851	47
135352	47	138124	81	146395	39	148852	35
135365	83	138127	81	146404	39	148852	47
135365	85	138709	29	146404	43	148893	63
135400	43	138855	81	146405	39	148900	63
135408	31	139071	83	146405	43	148918	47
135414	35	139071	85	146409	63	148961	35
135414	47	140246	33	146420	31	148962	35
135414	51	140247	33	146429	63	148968	47
135474	81	140248	33	146430	59	148968	67
135479	83	140249	33	146457	63	149167	61
135479	85	140250	33	146458	63	149168	61
135480	81	140269	39	146464	25	149168	61
135485	17	140269	43	146472	27	149169	61
135544	83	142376	35	146474	81	149173	61
135544	85	142730	55	146476	25	149183	21
135547	49	142895	55	146479	81	149317	61
135550	47	142896	55	146479	81	149317	63
135554	43	142908	53	146481	59	149318	85
135554	47	142909	53	146485	59	149342	13
135560	81	142912	53	146487	35	149342	31
135560	83	142961	43	146553	81	149342	35
135560	85	142965	49	146555	45	149399	21
135563	47	143875	29	146556	45	149545	17
135563	67	146044	67	146574	45	149553	85
135593	69	146045	67	146664	85	149554	85
135613	33	146070	31	146745	43	149655	69
135614	85	146128	15	146760	43	149672	21
135619	47	146240	35	146824	21	149743	61
135705	49	146241	35	146926	7	149757	21

NUMERICAL LIST

<u>PART NO.</u>	<u>PAGE</u>	<u>PART NO.</u>	<u>PAGE</u>	<u>PART NO.</u>	<u>PAGE</u>	<u>PART NO.</u>	<u>PAGE</u>
149767	67	150339	35	150827	7	150877	19
149802	69	150392	31	150828	7	150878	19
149810	49	150413	5	150829	7	150879	81
149820	35	150437	21	150830	7	150879	83
149829	47	150453	75	150831	7	150879	85
149863	11	150454	31	150832	7	150881	79
149866	49	150457	69	150833	7	150886	39
149875	17	150475	49	150834	7	150886	43
149875	17	150476	47	150835	7	150886	45
149950	13	150487	83	150836	7	150886	45
149998	61	150519	67	150837	7	150886	45
150018	61	150595	47	150838	7	150886	45
150024	11	150595	49	150839	7	150887	39
150049	45	150595	49	150840	7	150888	39
150075	47	150595	47	150841	7	150888	43
150082	69	150609	55	150842	7	150889	39
150093	49	150620	45	150843	7	150889	43
150101	47	150630	39	150844	7	150889	45
150101	67	150632	39	150845	7	150889	45
150104	47	150632	43	150846	7	150889	45
150105	47	150633	39	150849	7	150889	45
150123	47	150633	43	150852	7	150890	45
150124	67	150634	39	150853	21	150890	45
150133	33	150651	53	150854	21	150891	45
150135	39	150651	67	150855	21	150891	45
150135	43	150664	31	150856	21	150892	45
150138	39	150665	31	150857	41	150893	45
150138	43	150682	17	150858	41	150893	45
150211	61	150692	39	150859	41	150895	45
150217	69	150713	47	150860	41	150898	17
150217	71	150714	47	150862	41	150898	17
150255	47	150715	47	150863	41	150899	49
150256	47	150730	17	150864	19	150904	49
150256	67	150732	47	150864	41	150905	49
150274	21	150734	5	150865	41	150906	49
150287	47	150794	83	150867	41	150907	49
150298	35	150795	83	150868	41	150941	85
150306	35	150796	83	150869	41	150942	85
150307	35	150797	83	150870	41	150959	35
150311	47	150797	85	150871	19	150971	35
150311	85	150821	17	150872	19	150992	33
150314	73	150823	55	150873	19	150993	33
150331	47	150823	55	150874	19	151974	47
150338	35	150826	7	150875	19	151975	47

NUMERICAL LIST

<u>PART NO.</u>	<u>PAGE</u>	<u>PART NO.</u>	<u>PAGE</u>	<u>PART NO.</u>	<u>PAGE</u>	<u>PART NO.</u>	<u>PAGE</u>
152779	17	194043	39	194521	57	198154	13
156051	85	194043	81	194525	39	198172	25
156213	37	194073	39	194526	45	198201	77
156696	51	194082	83	194527	45	198205	13
156907	43	194094	47	194530	39	198225	17
157202	9	194097	47	194530	45	198229	21
157334	13	194100	47	194530	45	198244	21
157381	13	194101	47	194530	45	198263	21
157549	31	194103	47	194530	45	198268	25
157946	9	194104	39	194531	39	198271	25
160358	35	194105	75	194531	43	198276	13
160359	33	194169	33	194563	81	198278	7
160360	35	194175	7	194569	5	198280	7
163585	83	194177	37	194570	5	198291	23
163585	85	194178	7	194651	7	198293	31
164389	83	194179	7	194653	7	198301	23
164389	85	194183	39	194857	63	198304	31
170281	53	194184	47	194910	33	198305	31
171029	53	194185	41	196141	45	198306	31
171068	49	194186	41	196195	21	198310	27
171069	49	194187	49	196217	71	198312	13
171093	35	194193	61	196219	71	198313	13
171280	57	194194	61	196228	71	198320	21
171281	57	194197	61	196231	71	198323	29
174436	57	194198	61	196232	71	198329	21
174474	57	194199	61	196240	71	198329	21
184371	57	194200	61	196261	71	198340	27
184372	57	194202	39	196279	15	198344	29
184385	57	194202	43	196476	43	198417	23
184386	57	194211	41	196495	43	198419	13
184390	53	194212	41	196857	21	198433	21
184394	53	194334	21	196877	25	198454	21
184674	7	194365	83	196891	31	198457	21
190546	57	194365	85	196907	13	198468	21
190546	54	194419	33	196989	13	198469	17
194004	47	194462	57	198006	23	198470	43
194009	75	194463	57	198009	25	198486	21
194021	54	194464	57	198024	25	198491	79
194026	47	194465	57	198050	25	198492	79
194033	83	194466	57	198051	25	198496	25
194033	85	194468	57	198055	9	198498	25
194039	39	194475	51	198076	13	198502	21
194041	43	194494	33	198097	31	198503	25

NUMERICAL LIST

<u>PART NO.</u>	<u>PAGE</u>	<u>PART NO.</u>	<u>PAGE</u>	<u>PART NO.</u>	<u>PAGE</u>	<u>PART NO.</u>	<u>PAGE</u>
198504	21	198839	63	236268	87	236798	13
198505	25	198840	63	236282	87	236845	13
198514	81	198899	31	236393	49	B4886	69
198516	7	198927	81	236393	49	B4892	65
198540	23	198934	15	236465	87	B4897	71
198542	55	198944	15	236511	43	B4897	73
198543	55	198945	15	236534	43	B4903	75
198546	43	221530	5	236535	47	B4904	75
198547	43	222704	7	236538	47	B4904	75
198610	47	222705	7	236637	61	B4905	7
198616	21	226634	47	236638	61	B5455	87
198719	63	236050	27	236662	13	B5456	81
198771	27	236155	27	236684	47	B5457	77
198826	63	236165	27	236781	63	B5509	79
198827	63	236212	35	236784	31	B5510	83
198828	63	236218	35	236785	31	B5511	85
198832	63	236263	87	236786	13	B5564	67
198833	63	236264	87	236786	27		
198834	63	236267	87	236790	13		

MacDon Industries Ltd.

680 Moray Street
Winnipeg, Manitoba
Canada R3J 3S3
t. (204) 885-5590
f. (204) 832-7749

MacDon, Inc.

10708 N. Pomona Avenue
Kansas City, Missouri
United States 64153-1924
t. (816) 891-7313
f. (816) 891-7323

MacDon Australia Pty. Ltd.

A.C.N. 079 393 721
P.O. Box 243, Suite 3, 143 Main Street
Greensborough, Victoria, Australia 3088
t. 03 9432 9982
f. 03 9432 9972

LLC MacDon Russia Ltd.

123317 Moscow, Russia
10 Presnenskaya nab, Block C
Floor 5, Office No. 534, Regus Business Centre
t. +7 495 775 6971
f. +7 495 967 7600

CUSTOMERS
www.macdon.com

DEALERS
www.macdondealers.com

Trademarks of products are the marks of their
respective manufacturers and/or distributors.

Printed in Canada