

R85 Rotary Disc 16 and 19 Foot Windrower Header

PARTS CATALOG

Part #169459 Rev. E

\$15



Model R85 Rotary Disc 16 and 19 Foot Windrower Header PARTS CATALOG

<u>CONTENTS</u>	<u>PAGE</u>
Index - Alphabetical	2
Abbreviations & Serial Number Breaks	3
Cutterbar Components	4, 5
Cutterbar	6 - 9
Cutterbar and Rockguards	10, 11
Cutterbar End Supports	12, 13
Conditioner Roll	14, 15
Auger	16 - 17
Pans/Cradle/Frame	18, 19
Cages and Cutterbar Drive – 16 Ft.	20, 21
Cutterbar Gearbox Repair Parts	22, 23
Cages and Cutterbar Drive – 19 Ft.	24 - 27
Rolls and Auger Drive	28 - 31
Header Top Shields	32, 33
Header Front Shields	34 - 37
Header Drive Shields	38 - 41
Lights and Wiring Harness	42, 43
Hydraulics	44, 45
SP Completion	46, 47
Carrier Assembly	48, 49
Carrier Frame Components	50, 51
Carrier Springs	52, 53
Hitch Hydraulic Drive (2012 and prior)	54, 55
Hitch Drive Gearbox (2012 and prior)	56, 57
Hitch Hydraulic Drive	58, 59
Drivelines	60, 61
Hitch Hydraulics & Electrical	62 - 65
Hitch Assembly	66, 67
Decals, Reflectors and Paint	68, 69
Product Identification Decals	70, 71
2-Panel (Non text) Decals	72, 73
Skid Shoes	74, 75
Gauge Rollers	76, 77
Tall Crop Dividers	78, 79
Latches	80, 81
SP Header Forming Shields	82, 83
Pull-Type Forming Shields	84, 85
Mechanical Header Angle	86, 87
Hydraulic Header Angle Kit	88, 89
Drawbar Hitch	90, 91
3 Point Hitch Adaptor	92, 93
Truck Transport Hitch	94, 95
Options	96, 97
M200 to R85 Hydraulic Drive	98, 99
Header Drive Performance Improvement Kit	100, 101
NUMERICAL LIST	102 - 107

ALPHABETICAL INDEX

<u>A</u>		<u>H</u>	
Accelerators	4	Hydraulics	44
Auger	16	Hydraulics - M200	98
<u>C</u>		Hydraulics – Hitch Drive	62
Cages and Cutter Drives	20	Header Shields, Drive	38
Carrier Assembly	48	Header Shields, Front	34
Carrier Frame Components	50	Header Shields, Top	32
Carrier Springs	52	Header Angle – Hydraulic.....	88
Conditioner and Crop Lifting Roll Assembly ..	14	Header Angle – Mechanical.....	86
Cradle/Pans/Frame	18	Hitch Adaptor - 3 Point.....	92
Crop Lift Roll Drive Idler Assembly	28	Hitch Assembly	66
Cutter Drive	20	Hitch - Truck Transport.....	94
Cutterbar Components	4	<u>L</u>	
Cutterbar & Rockguards	10	Latches	80
Cutterbar End Supports	12	Lights and Wiring Harness	42
<u>D</u>		Lift Boot	46
Decals & Reflectors	68	<u>P</u>	
Decals – 2 Panel (CE Units)	72	Paint	68
Decals - Product Identification	70	Product Identification Decals	70
Drivelines, Front Half	60	<u>S</u>	
Drivelines – Hitch	66	Shields – Drive	38
Drawbar Hitch.....	90	Shields – Front	34
<u>F</u>		Shields – Top	32
Forming Shields - SP	82	Shoes – Skid	74
Forming Shields - Pull-Type	84	Suspended Rotary Cages Drives	20
<u>G</u>		<u>I</u>	
Gauge Rollers	76	Tall Crop Dividers	78
Gearbox - Auger/Roll Drives	28	Truck Transport Hitch	94
Gearbox – Hitch Drive	58		

ABBREVIATIONS

L/H - left hand (Determined from Operator's position, facing forward.)
 R/H - right hand
 I.D. - inside diameter
 O.D. - outside diameter
 A/R - as required (quantity varies)
 REF - reference, part number called up elsewhere in catalog
 NC - national coarse thread
 NF - national fine thread
 NSS – not serviced separately
 OPT – optional
 S.P. – Self-Propelled Header
 P.T. – Pull Type Header

NOTE: Common hardware is illustrated and alphabetic references are used to designate description of these items.

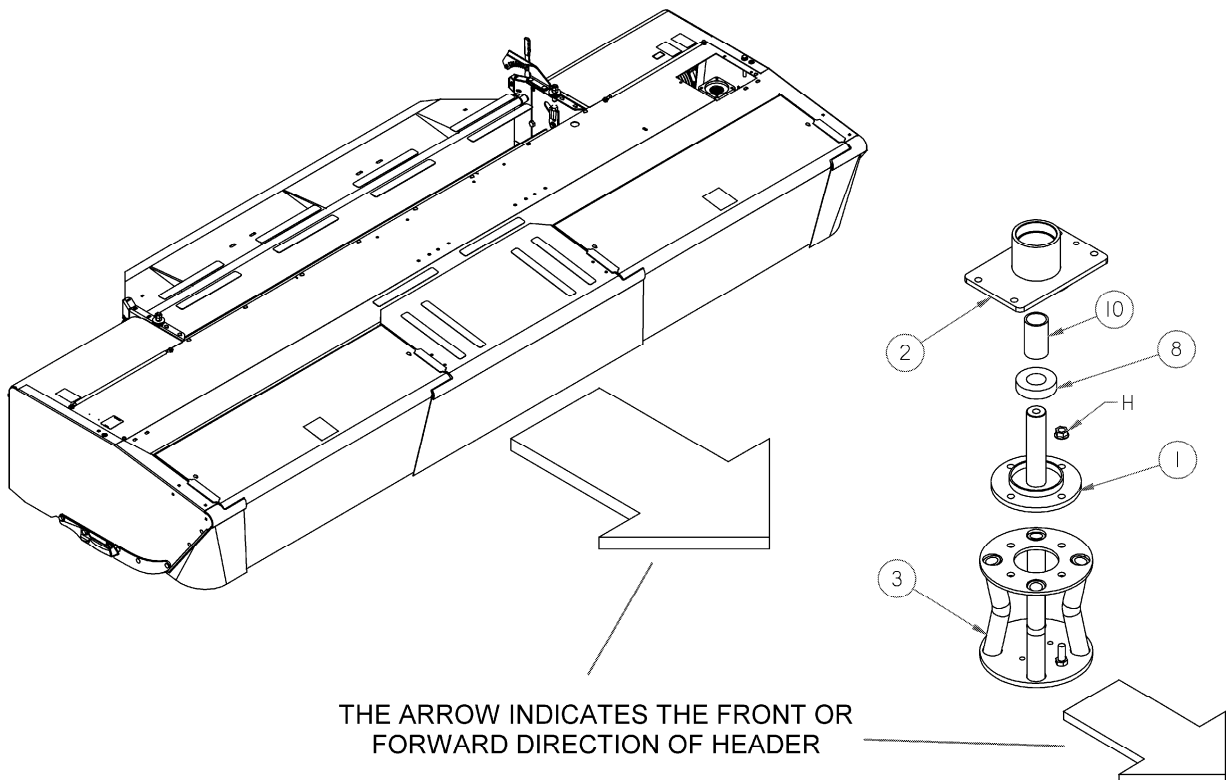
When ordering, be sure the complete and proper serial number is given.

Some parts vary with header size; be sure you are ordering the correct part number for your unit.

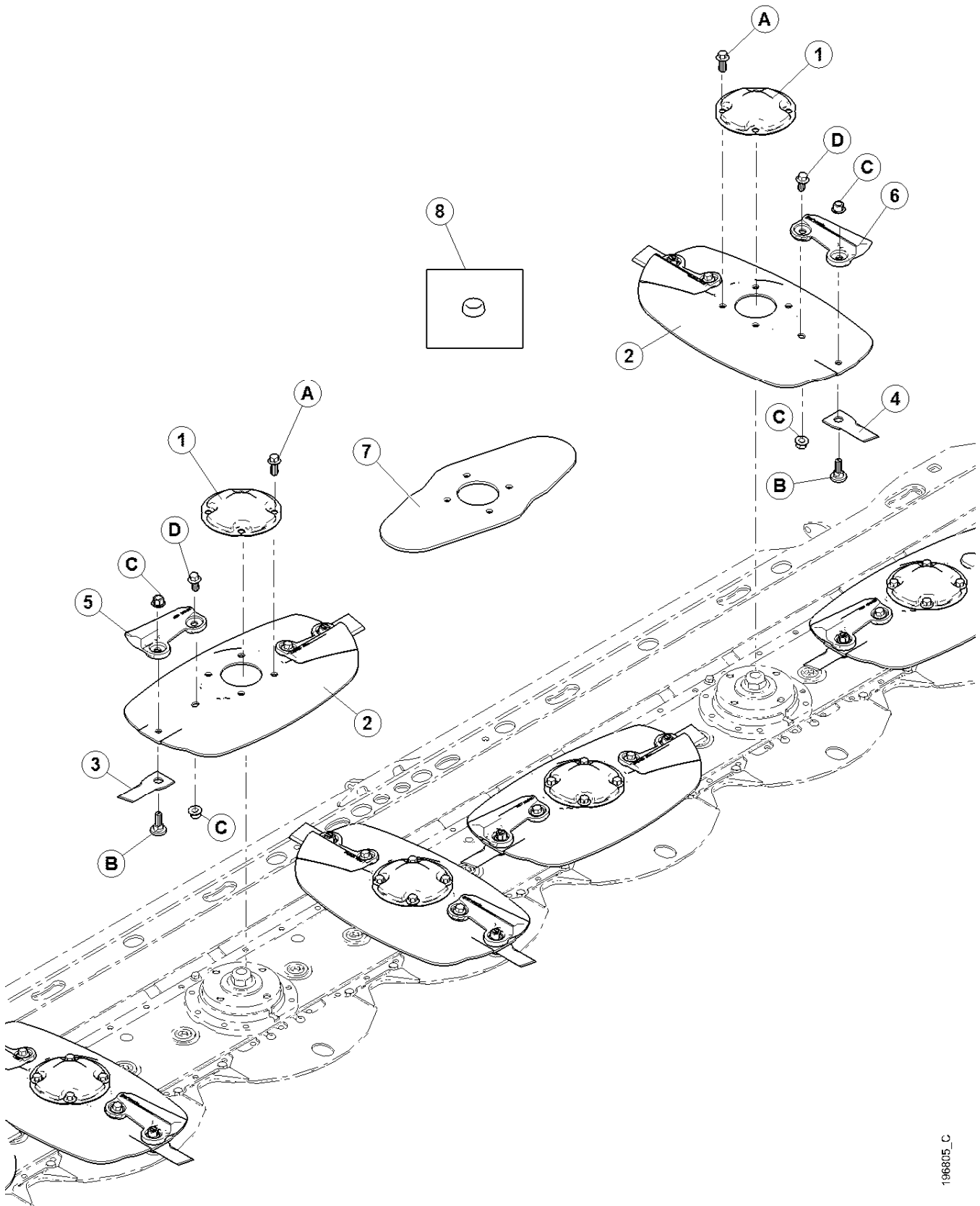
SERIAL NUMBER BREAKS

The side of the serial number on which the dash (-) appears determines whether the part is used "up to" or "after" the serial number given.

Example: -162249 Used on machines up to and including serial number 166249.
 166250- Used on machines including and after serial number 166250.



CUTTERBAR COMPONENTS



196805_C

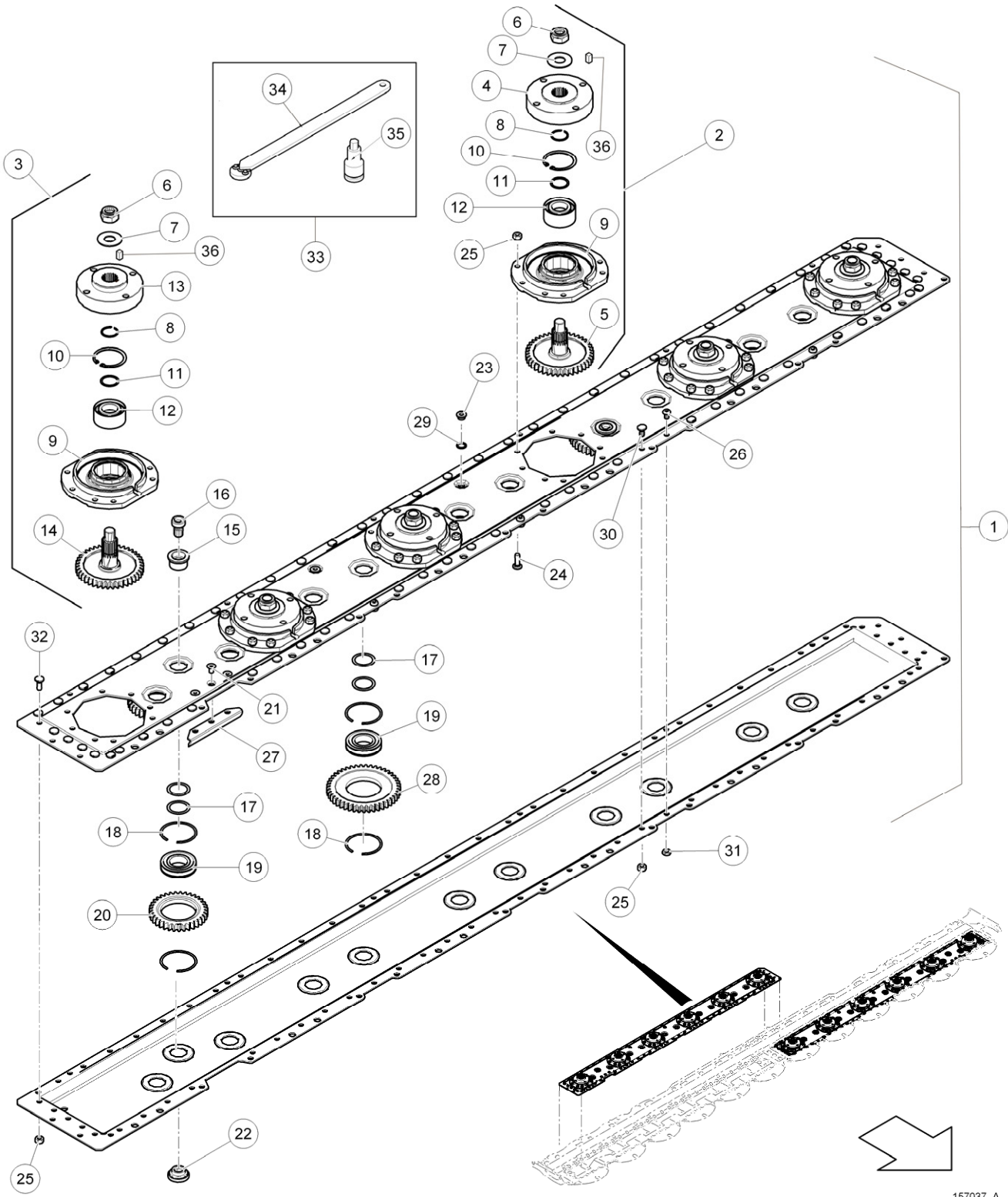
CUTTERBAR COMPONENTS

REF	PART NUMBER	DESCRIPTION	QTY		SERIAL NUMBER
			16FT	19FT	
1	148735	COVER.....	9	12	
2	148730	DISC – WELDT	10	12	
3	194569	BLADE-CW-47 MM X 108 MM X 4 MM X 18 DEG BEVEL DN- 25 pk.....	OPT	OPT	
	194567	BLADE-CW-47 MM X 108 MM X 4 MM X 11 DEG BEVEL DN- 25 pk.....	10	12	
4	194570	BLADE-CCW-47 MM X 108 MM X 4 MM X 18 DEG BEVEL DN-25 pk	OPT	OPT	
	194568	BLADE-CCW-47 MM X 108 MM X 4 MM X 11 DEG BEVEL DN-25 pk	10	12	
5	150413	ACCELERATOR – CW	10	12	
6	150734	ACCELERATOR – CCW.....	10	12	
7	148220	PLATE – TALL CROP FEED – see note 1.....	2	-	
	146740	PLATE – TALL CROP FEED – see note 2.....	-	2	
8	221530	SHIELD – NUT	OPT	OPT	
A	148798	BOLT-HH FLANGE M12 X 1.75 X 30 LG ZP			
B	148644	BOLT - SHOULDER - BLADE PIVOT			
C	148645	NUT - LOCK FLG STOVER M12 X 1.75 ZP			
D	148800	BOLT-HH FLANGE M12 X 1.75 X 25 LG ZP			
	NOTE:				
	1.	Two tall crop feed plates (148220) are shipped with the 16 ft R85, stored at the R/H end panel.			
	2.	Two tall crop feed plates (146740) are shipped with the 19 ft S.P. R85, stored at the R/H end panel.			

CUTTERBAR – 10 DISC

REF	PART NUMBER	DESCRIPTION	QTY		SERIAL NUMBER
			16FT		
1	146925	CUTTERBED – ROTARY 10 DISC COMPLETE	1		
2	150849	SPINDLE ASSEMBLY, SHORT (Includes items 4-12)	8		-216499
	194653	SPINDLE ASSEMBLY, SHORT (Includes items 4-12, 21)	8		216500-
3	198278	SPINDLE ASSEMBLY, TALL (Includes items 6-14, 21)	2		
4	NSS	FLANGE - SPINDLE, SHORT	8		
5	194175	GEAR - SPINDLE, SHORT	8		-216499
	194651	GEAR - SPINDLE, SHORT (shear key type)	8		216500-
6	150842	LOCKNUT	10		
7	150837	BELLEVILLE SPRING	10		
8	150845	SNAP RING	10		
9	NSS	MOUNTING – SPINDLE	10		
10	150844	SNAP RING	10		
11	150832	SPACER	10		
12	150838	BEARING	10		
13	NSS	FLANGE - SPINDLE, TALL	2		
14	198516	GEAR – SPINDLE TALL	2		
15	150834	BUSHING – CUTTERBAR	20		
16	150828	BOLT	20		
17	150826	SHIM	40		
18	150829	SNAP RING	40		
19	150833	BEARING	20		
20	150852	GEAR ASSEMBLY, 45T (Includes Item 19)	14		
21	198280	KEY – SPINDLE SHEAR	10		
22	150835	PIN	20		
23	150830	PLUG	4		
24	150827	SCREW	80		
25	150840	HEX. NUT	191		
26	150839	BOLT	7		
27	150831	SCREW	39		
29	150843	BOLT WASHER	4		
30	150846	SCREW	52		
31	150841	HEX. NUT	7		
32	150836	SCREW	20		
33	B4905	KIT – Cutterbar repair tool (Kit available through Wholegoods)			
34	194179	TOOL – SPANNER WRENCH	1		
35	194178	TOOL - SOCKET	1		
36	184674	BOLT-HEX HD TFL ISO 4017 (not shown on illustration)	2		
37	222705	TOOL - BUSHING EXTRACTION (not shown on illustration)	1		
38	222704	O-RING (not shown on illustration)	1		

CUTTERBAR - 12 DISC

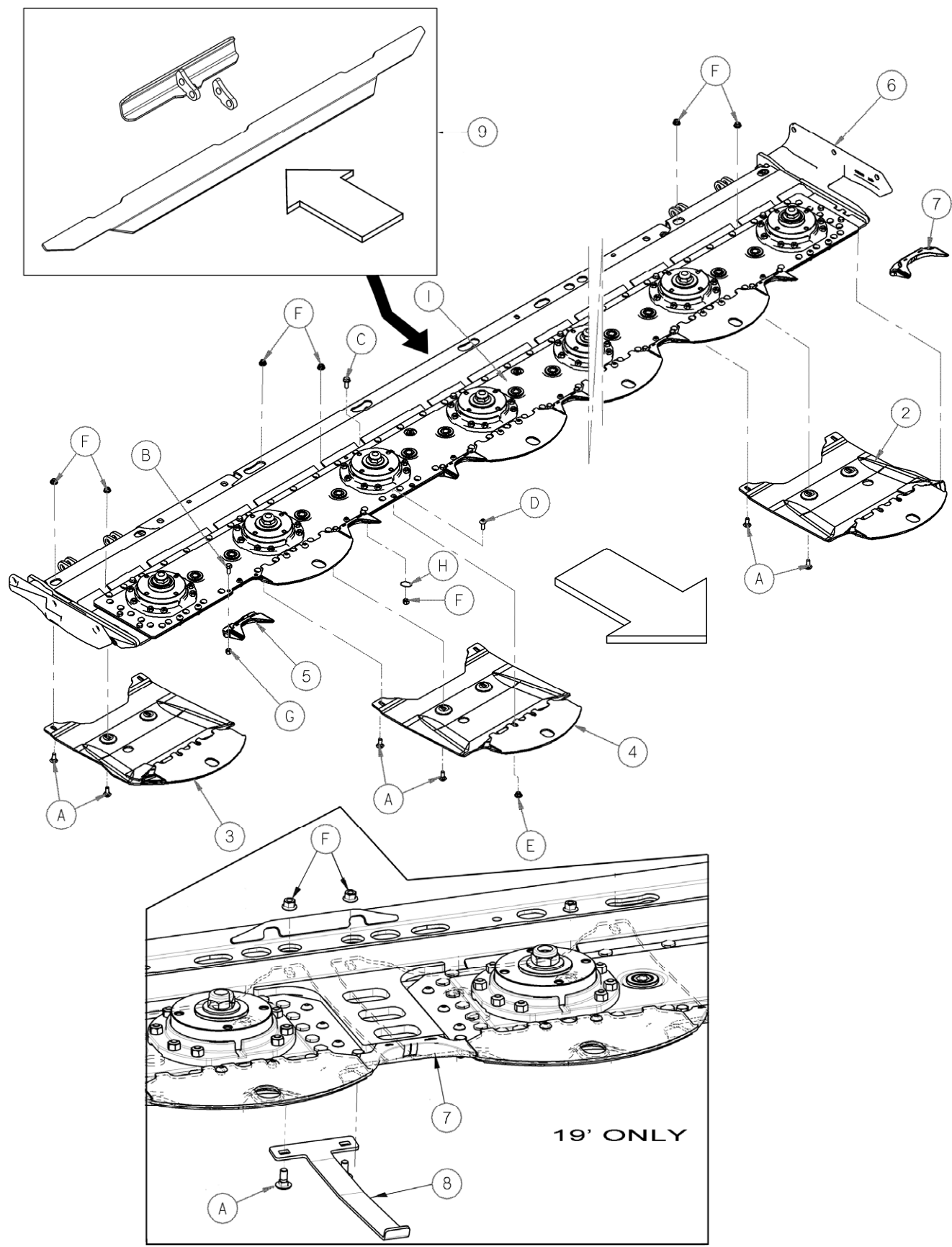


157037_A

CUTTERBAR – 12 DISC

REF	PART NUMBER	DESCRIPTION	QTY		SERIAL NUMBER
			19FT		
1	157033	CUTTERBAR ASSEMBLY– 19' L/H 6 DISC	1		
	157037	CUTTERBAR ASSEMBLY– 19' R/H 6 DISC	1		
2	194653	SPINDLE ASSEMBLY, SHORT (Includes items 4-12, 36)	4		
3	198278	SPINDLE ASSEMBLY, TALL (Includes items 6-14, 36)	2		
4	NSS	FLANGE - SPINDLE, SHORT	5		
5	194651	GEAR - SPINDLE, SHORT	5		
6	150842	LOCKNUT	6		
7	150837	BELLEVILLE SPRING.....	6		
8	150845	SNAP RING.....	6		
9	NSS	MOUNTING – SPINDLE	6		
10	150844	SNAP RING.....	6		
11	150832	SPACER.....	6		
12	150838	BEARING	6		
13	NSS	FLANGE - SPINDLE, TALL.....	1		
14	198516	GEAR – SPINDLE TALL	1		
15	150834	BUSHING – CUTTERBAR.....	11		
16	150828	BOLT	11		
17	150826	SHIM	22		
18	150829	SNAP RING.....	22		
19	150833	BEARING	11		
20	150852	GEAR ASSEMBLY, 45T (Includes Item 19).....	14		
21	150847	BOLT	3		
22	150835	PIN	11		
23	150830	PLUG.....	4		
24	150827	SCREW.....	48		
25	150840	HEX. NUT.....	118		
26	150839	BOLT	7		
27	150848	BAR.....	1		
28	150851	GEAR ASSEMBLY.....	5		
29	150843	BOLT WASHER	4		
30	150846	SCREW	4		
31	150841	HEX. NUT.....	7		
32	150836	SCREW.....	11		
33	B4905	KIT – Cutterbar repair tool, (Kit available through Wholegoods)			
34	194179	TOOL – SPANNER WRENCH.....	1		
35	194178	TOOL - SOCKET.....	1		
36	198280	KEY – SPINDLE SHEAR	6		
38	184674	BOLT-HEX HD TFL ISO 4017 (not shown on illustration).....	2		
39	222705	TOOL - BUSHING EXTRACTION (not shown on illustration)	1		
40	222704	O-RING (not shown on illustration)	1		
	NOTE				
	1.	The 12 disc Cutterbar consist of LH and RH assemblies. Each assembly has 6 discs. The RH assembly is shown. LH assembly is mirrored.			

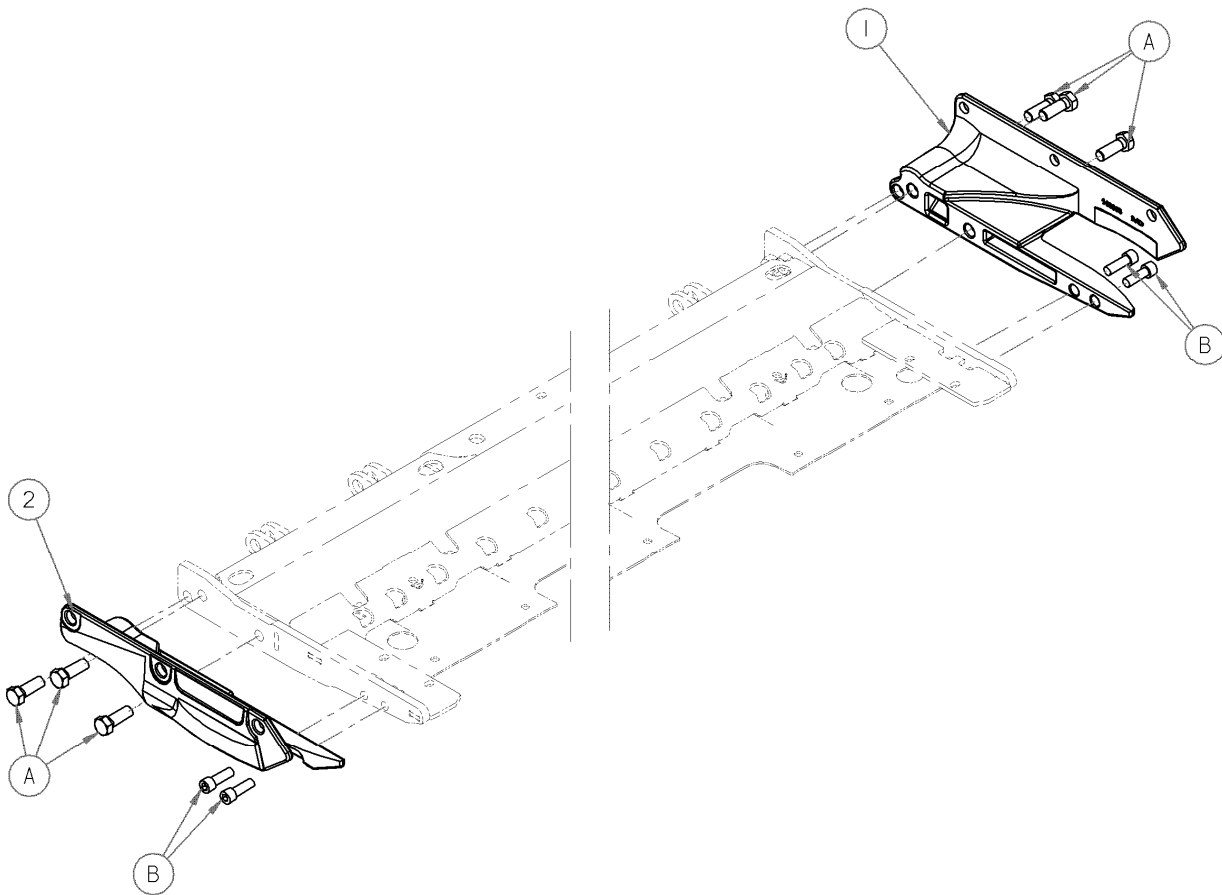
CUTTERBAR AND ROCKGUARDS



CUTTERBAR AND ROCKGUARDS

REF	PART NUMBER	DESCRIPTION	QTY		SERIAL NUMBER
			16FT	19FT	
1	146925	CUTTERBAR ASSY 16FT - 10 DISC (COUNTER-ROTATE)	1	-	
	157033	CUTTERBAR ASSY 19FT - LH 6 DISC	-	1	
	157037	CUTTERBAR ASSY 19FT - RH 6 DISC.....	-	1	
2	146293	GUARD - LH CONT WELDT	1	-	
	146560	GUARD - LH CONT WELDT	-	1	
3	146371	GUARD - RH CONT WELDT	1	-	
	146561	GUARD - RH CONT WELDT	-	1	
4	157946	GUARD- CENTER WELDT	8	10	
5	157202	GUARD- NOTCH - COUNTER ROTATING.....	9	9	
6	196783	SUPPORT - 10 DISC CUTTER BAR (does not include ends).....	1	-	
	236364	SUPPORT - 12 DISC CUTTER BAR (does not include ends).....	-	1	
7	196027	GUARD - WIDE NOTCH - counter rotating	-	3	
8	236524	GUARD - CRADLE		1	
9	236483	KIT - AUGER CENTER SUPPORT BRACKET REPAIR	AR	AR	
		Repairs lug at rear center of item 6			
A	135785	BOLT - RHSN M10 X 1.5 X 25 LG ZP			
B	30627	BOLT - HH M10 X 1.5 X 25 LG ZP			
C	184665	BOLT-HEX HD FLANGE M10 X 1.5 X 30 LG ZP			
D	135723	BOLT-BUTTON HD HEX SOCKET CLEAR ZP M10 X 30			
E	135799	NUT-FLG CENTER LOCK SM FACE M10-1.5			
F	50101	NUT-FLG LOCK PREV TORQUE SM FACE M10-1.5			
G	135800	NUT, CENTER LOCK, STYLE 1, M10-1.5			
H	18598	WASHER - FLAT SAE 13-32 ID			

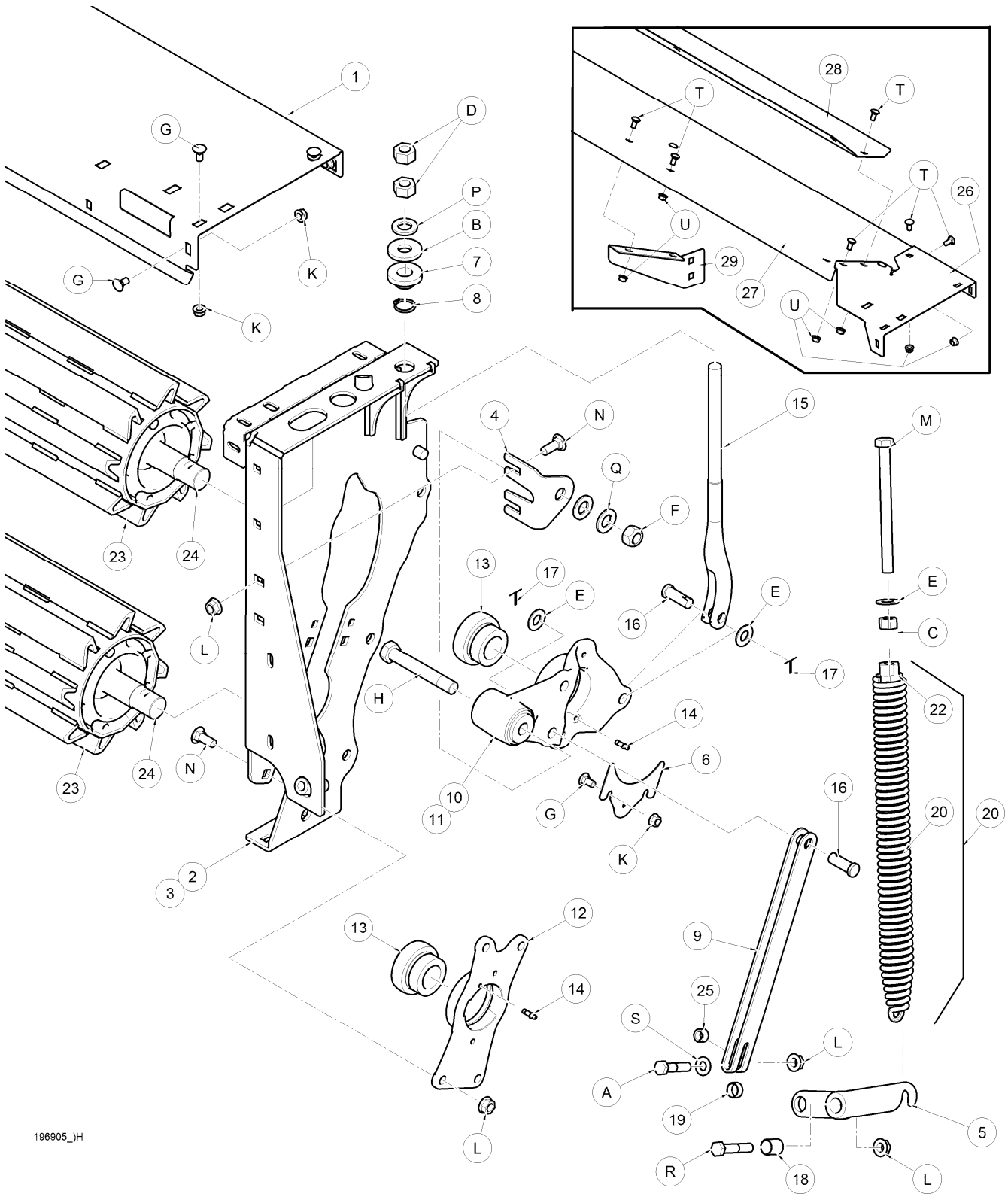
CUTTERBAR END SUPPORTS



CUTTERBAR END SUPPORTS

REF	PART NUMBER	DESCRIPTION	QTY		SERIAL NUMBER
			16FT	19FT	
1	149863	SUPPORT - CRADLE LH.....	1	1	
2	150024	SUPPORT - CRADLE RH.....	1	1	
A	021582	BOLT - HH 5/8 NC X 1.75 LG GR5 ZP			
B	135686	BOLT - SKT HD 1/2 NC X 1.50 LG GR. 5			

CONDITIONER ROLLS

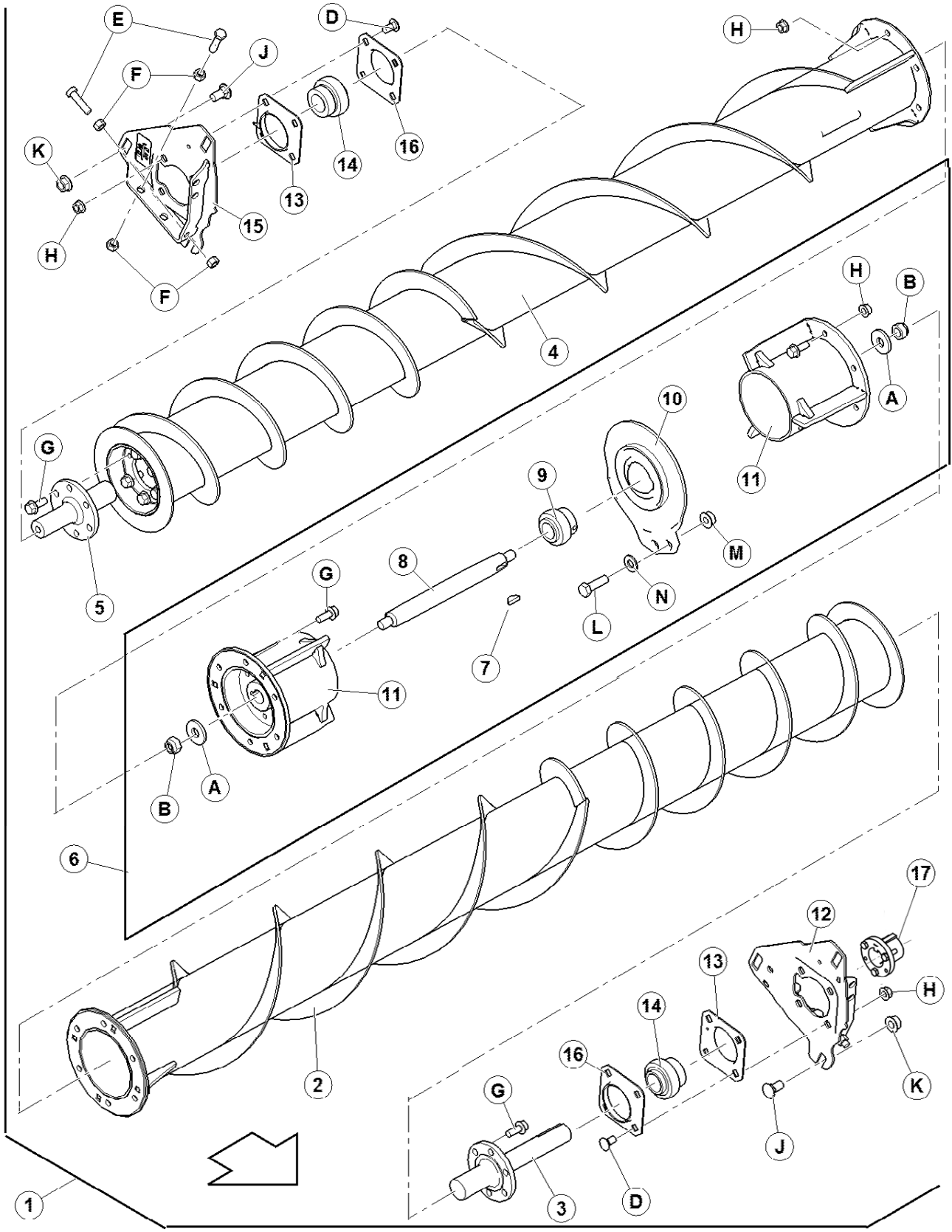


196905_H

CONDITIONER ROLLS

REF	PART NUMBER	DESCRIPTION	QTY		SERIAL NUMBER
			16FT	19FT	
1	196294	COVER – CONDITIONER- 16' PULL TYPE ONLY	1	1	See Note 1
2	198204	PANEL - RH W/DECALS SHOWN	1	1	
3	198203	PANEL - LH W/DECALS	1	1	
4	157381	ANGLE.....	2	2	
5	196285	ARM - C/W BUSHINGS, includes item 18 &19	2	2	
6	196991	SHIELD - CONDITIONER PANEL	2	2	
7	157334	STOP – PLASTIC	2	2	
8	135764	RING - EXT RETAINING HEAVY DUTY	2	2	
9	236569	ARM.....	2	2	
10	236790	ARM C/W BUSHING	2	2	
11	149342	BUSHING – RUBBER.....	2	2	
12	196989	HOUSING - LOWER COND ROLL BRG	2	2	
13	149950	BEARING - SPH OD CW COLLAR 1.5 IN BORE.....	4	4	
14	7536	FITTING - LUBRICATION 1/4 -28 TAPER THD	4	4	
15	198419	STOP – MACHINED	2	2	
16	18619	PIN – CLEVIS	4	4	
17	18648	PIN-COTTER 3/16 DIA X 1.25 ZP	4	4	
18	156501	BUSHING – PLASTIC.....	2	2	
19	157380	BUSHING-PLASTIC	2	2	
20	196279	ASSEMBLY – SPRING, includes items 21 7 22	2	2	
21	146128	SPRING EXTENTION.....	2	2	
22	130529	INSERT – MACHINED.....	2	2	
23	198047	ROLL – BALANCED 16' SP & 19' SP	2	2	
	198154	ROLL – BALANCED 16' PT			
24	198039	SHAFT - FINISH MACHINING – SP ROLLS ONLY.....	4	4	See Note 1
25	236568	SPACER	2	2	
26	236119	COVER - CONDITIONER – RH, SP ONLY	1	1	
	236118	COVER - CONDITIONER – LH, SP ONLY	1	1	
27	236259	SHIELD – W/DECALS , SP ONLY.....	1	1	
28	236794	SHIELD – EXTENSION, SP ONLY	1	1	
29	236126	ANGLE – RH, SP ONLY	1	1	
	236125	ANGLE – LH, SP ONLY.....	1	1	
A	21578	BOLT - HH 1/2 NC X 2.25 LG GR 5 ZP			
B	6647	WASHER - FLAT			
C	18592	NUT - HEX 5/8 - 11 UNC GR 5 ZP			
D	18593	NUT - HEX 3/4 - 10 UNC GR 5 ZP			
E	18600	WASHER - SAE FLAT 21/32 ID X 1 5/16 IN OD ZP			
F	18689	NUT - HEX LOCK DT .750-10UNC			
G	21472	BOLT - RHSN 3/8 NC X 0.75 GR 5 ZP			
H	21599	BOLT - HH 3/4 NC X 5.0 LG GR 5 ZP			
K	30228	NUT - FLANGE DT SMOOTH FACE 0.375-16UNC			
L	50186	NUT - FLANGE LOCK SM FACE DT 0.500-13UNC GR5			
M	135906	BOLT-HH 5/8 NC X 7.5 TFL LG GR 5 ZP			
N	21471	BOLT - ROUND HEAD SQUARE NECK1/2 NC X 1.25 GR 5 ZP			
P	21540	WASHER - HARDENED			
Q	18601	WASHER – SAE FLAT			
R	21880	BOLT – HH ½ NC X 2.75 LG			
S	18599	WASHER – SAE FLAT			
T	21863	BOLT-RHSSN 3/8 NC X 0.75 LG GR 5 ZP			
U	30228	NUT - FLANGE DT SMOOTH FACE 0.375-16UNC			
	NOTES: 1	For units with serial number 229509 and prior, when ordering item 9 also order item 25 (replace both parts)			

AUGER

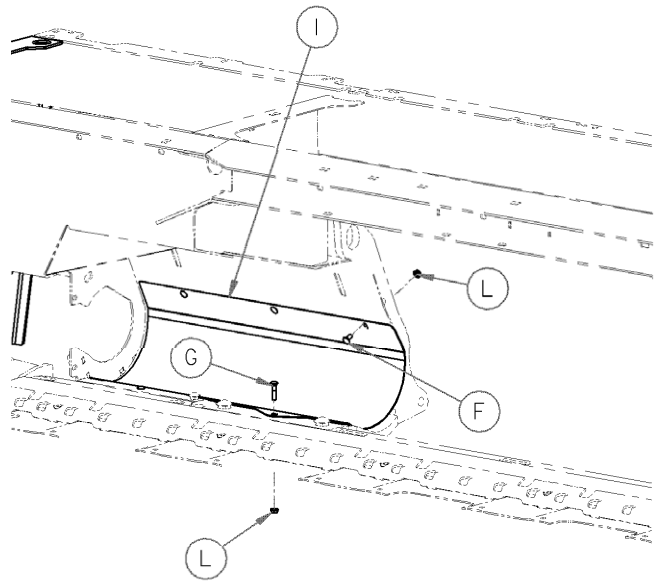
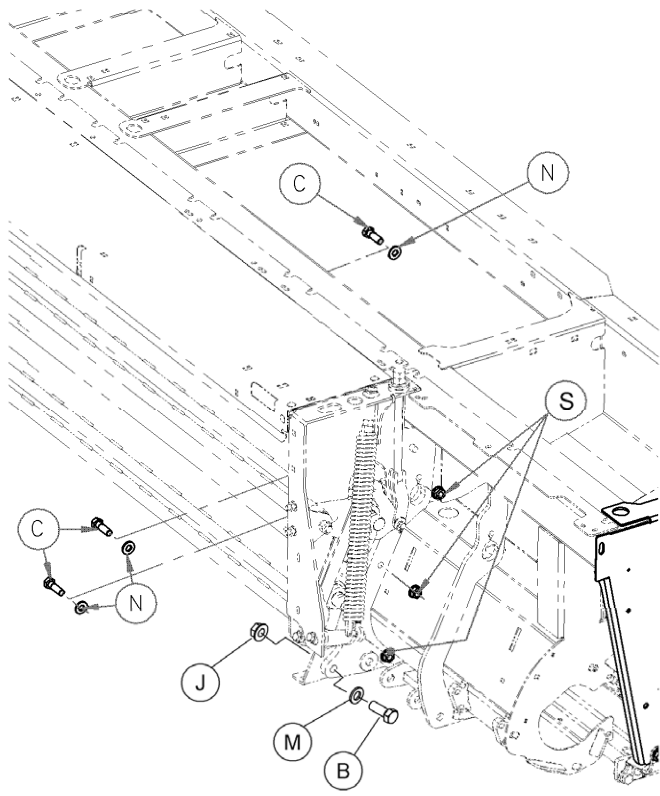
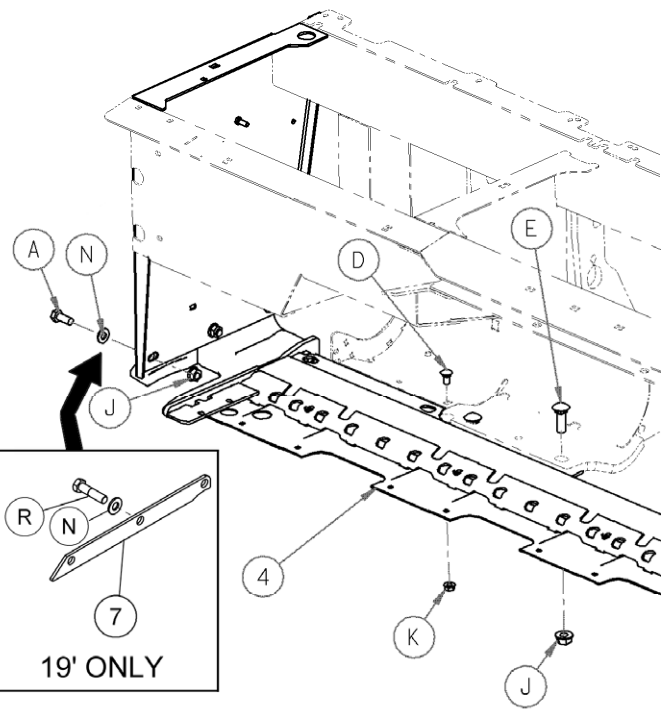
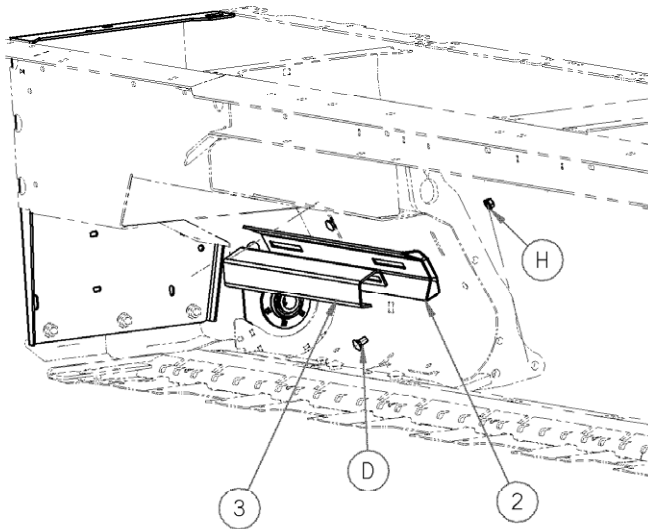


16 FT. SHOWN – See Note on facing page.

AUGER

REF	PART NUMBER	DESCRIPTION	QTY		SERIAL NUMBER
			16FT	19FT	
1	194950	KIT-AUGER 22/7 C/W CENTER MOUNTS – 16' only	1	-	
2	194920	AUGER-BAL-LH 16' – c/w input shaft, item 3	1	-	
	194983	AUGER-BAL-LH 19' – c/w tail shaft, item 5	-	1	
3	194860	SHAFT-MACH-INPUT 1-1/2 OD – 16'	1	-	
	236247	SHAFT-MACH-INPUT 1-1/2 OD – 19'	-	1	
4	194921	AUGER-BAL-RH 16' – c/w tail shaft, item 5	1	-	
	194984	AUGER-BAL-RH 19' – c/w input shaft, item 3	-	1	
5	194865	SHAFT-MACH-TAIL 1-1/2 OD	1	1	
6	236667	SUB-ASSY-AUG CENT - TAPER SHAFT	1	1	
7	11142	KEY - WOODRUFF (5/16 X 1 1/8 NOM.).....	2	2	
8	236668	SHAFT-CENTER AUGER- ROUND TAPERED.....	1	1	
9	150438	BEARING - BALL SPH OD CW LC (1 3/8 IN. BORE).....	1	1	
10	236030	PLATE – MACHINED	1	1	
11	194937	CENTER AUGER HUB – MACHINED	2	2	
12	194827	PLATE WELDT- LH.....	1	1	
13	47070	FLANGE CW LUBE FTG	2	2	
14	30031	BEARING - SPH OD CW COLLAR 1.5 IN BORE	2	2	
15	194828	PLATE WELDT – RH	1	1	
16	30576	FLANGE	2	2	
17	30256	BUSHING – TAPER	1	1	
A	6647	WASHER - FLAT			
B	112129	NUT - HEX LOCK DT 3/4-16 UNF			
D	21066	BOLT - RHSN 1/2 NC X 1 GR 5 ZP			
E	21813	BOLT - HH 1/2 NC X 2.0 TFL GR5 ZP			
F	18591	NUT - HEX 1/2 - 13 UNC GR 5 ZP			
G	30368	BOLT - HH FLG (SERR FACE) 1/2 NC X 1.25 GR 5 ZP			
H	50186	NUT - FLANGE LOCK SM FACE DT 0.500-13UNC GR5			
J	103562	BOLT - RHSN 1/2 NC X 1 GR 5 ZP			
K	50225	NUT - FLANGE DT SMOOTH FACE .625-11UNC			
L	30861	BOLT - HH 5/8 NF X 2.0 LG GR 8 ZP			
M	111179	NUT - FLANGE SMOOTH FACE 5/8 NF GR 8 ZP			
N	30441	WASHER - FLAT			
	NOTES:	16' Unit has input shaft on L/H side, tail shaft on R/H side. 19' Unit has input shaft on R/H side, tail shaft on L/H side. Tail shaft is common for both sizes. Input shaft is size specific.			

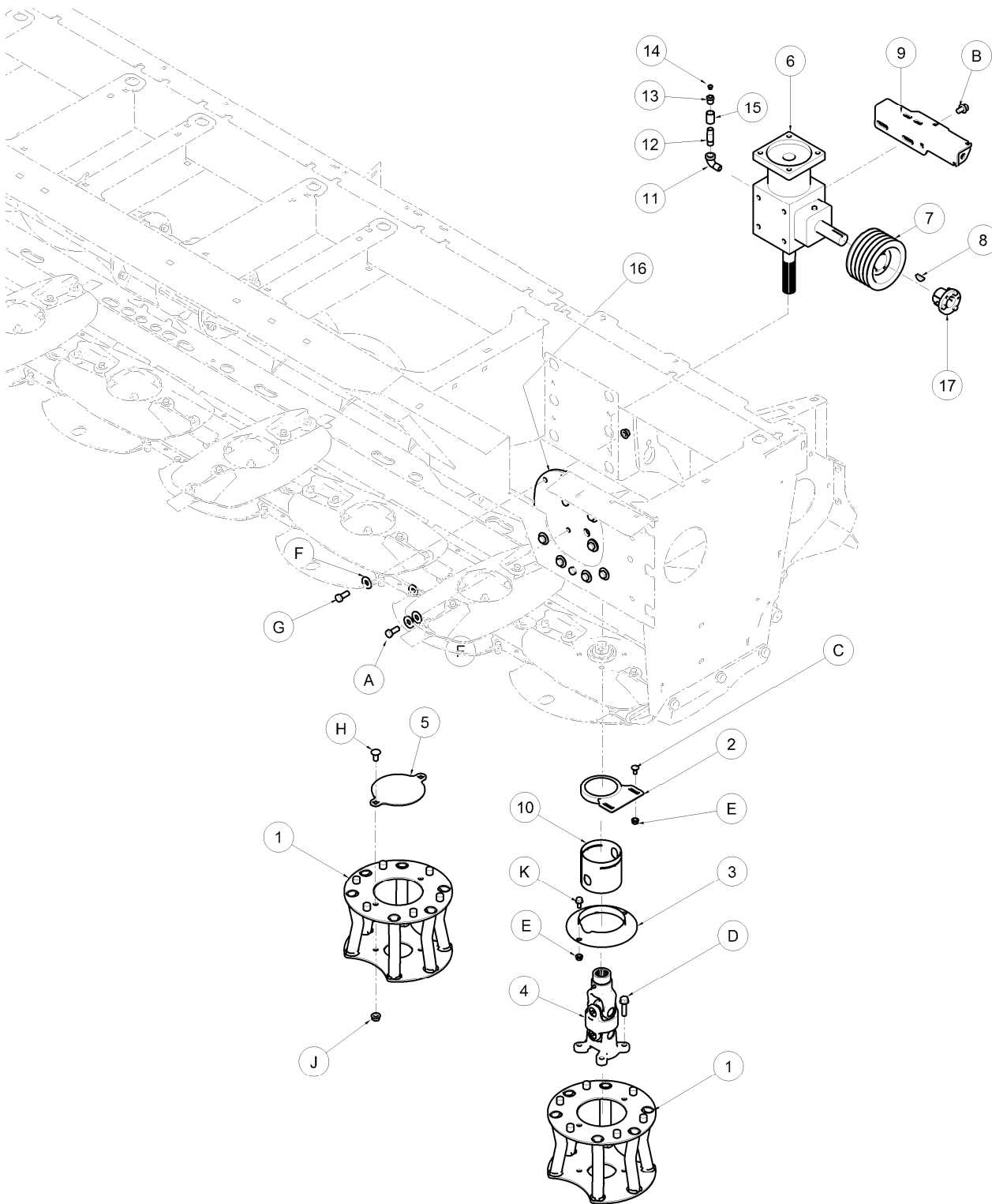
PANS/CRADLE/FRAME



PANS/CRADLE/FRAME

REF	PART NUMBER	DESCRIPTION	QTY		SERIAL NUMBER
			16FT	19FT	
1	196797	PAN RH – 16'	1	-	-216499
	196796	PAN LH – 16'	1	-	
	198399	PAN RH – 19'	-	1	
	198400	PAN LH – 19'	-	1	
2	146029	CHANNEL – CROP STRIPPER, 16'	2	-	
	146082	CHANNEL – CROP STRIPPER, 19'	-	2	
3	146085	ANGLE STRIPPER – 16'	2	-	
4	REF	CUTTERBAR ASSEMBLY, components removed for clarity			
5	236016	PLATE – PAN MOUNTING	2	2	
6	236014	PLATE PAN CENTER.....	1	1	
7	236271	PLATE – SHIM, 1/4" THICK, 19' only.....	-	A/R	
	236272	PLATE – SHIM, 3/16" THICK, 19' only.....	-	A/R	
A	21594	BOLT - HEX HD 5/8 -11UNC X 1.50 – 16' only			
B	30512	BOLT - HH 3/4 NC X 2.0 LG GR 5 ZP			
C	21587	BOLT - HH 5/8 NC X 2.0 LG GR5 ZP			
D	21066	BOLT - RHSN 1/2 NC X 1 GR 5 ZP			
E	135771	BOLT - RHSN3/4 NC X 2.25 LG GR 5 ZP			
F	21281	BOLT - RHSN5/16 NC X 0.75 GR 5 ZP			
G	21479	BOLT - RHSN 5/16 NC X 1.5 LG GR 5 ZP			
H	21383	NUT - FLANGE .500-13UNC (SERR FACE)			
J	135367	NUT - FLANGE DT SMOOTH FACE 0.75-10 UNC			
K	50186	NUT - FLANGE LOCK SM FACE DT 0.500-13UNC GR5			
L	21403	NUT - FLG (SERR FACE) 5/16 NC GR 5 ZP			
M	112130	WASHER - HARDENED			
N	30441	WASHER - HARDENED			
P	21581	BOLT – HH 1/2 NC X 3.5 LG GR 5 ZP			
R	21584	BOLT - HEX HD 5/8 -11UNC X 2.50 – 19' only			
S	50225	NUT - FLANGE DT SMOOTH FACE 0.625 - 11UNC			

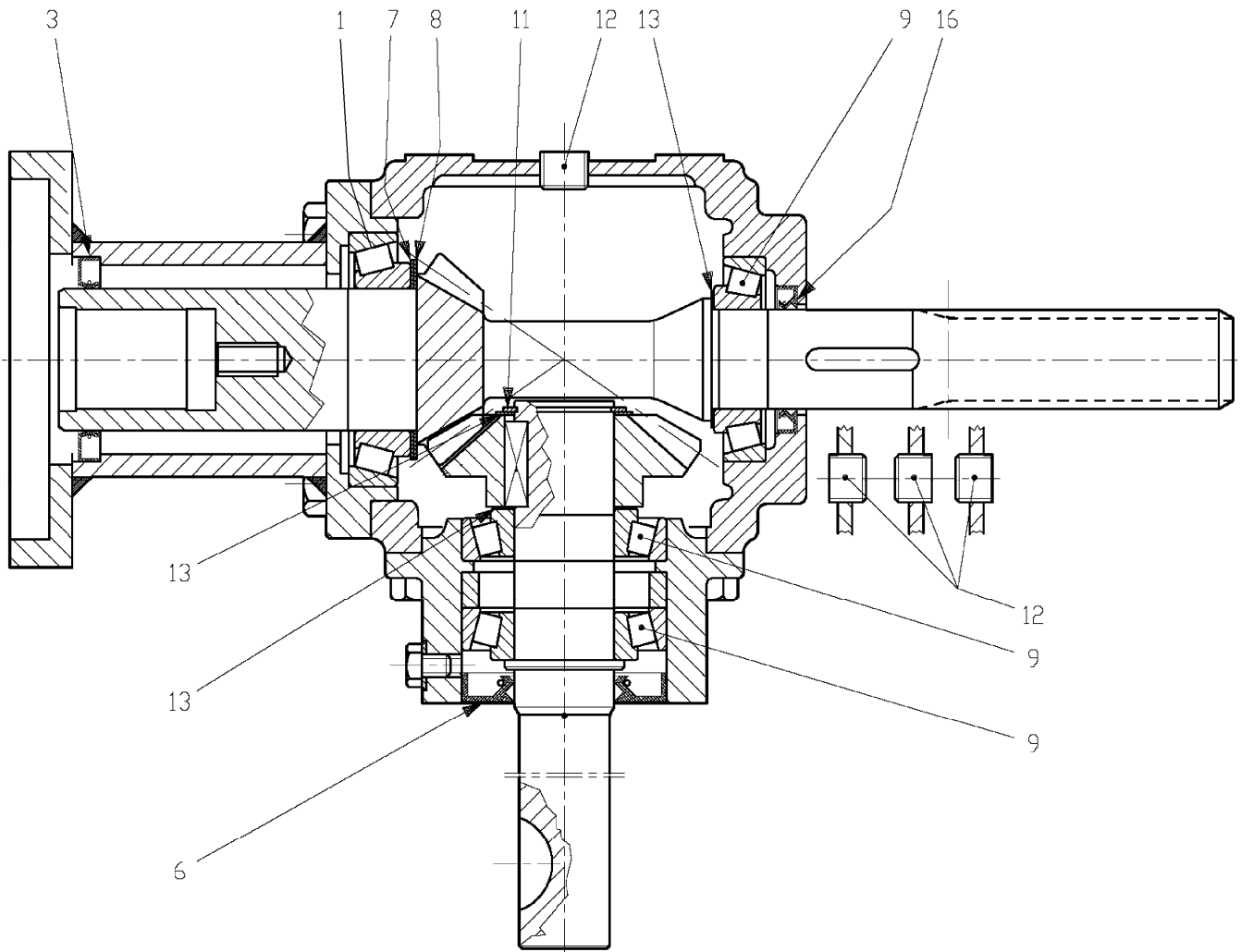
CAGES AND CUTTERBAR DRIVE – 16 FT.



CAGES AND CUTTERBAR DRIVES – 16 FT.

REF	PART NUMBER	DESCRIPTION	QTY		SERIAL NUMBER
			16FT		
1	150682	DEFLECTOR - DRIVEN – CAGE	2		
2	146378	PLATE	2		
3	150821	SHIELD WELDT	1		
4	157177	UNIVERSAL JOINT ASSY	1		
	124541	CROSS JOURNAL KIT			
5	150730	PLATE	1		
6	198404	DRIVE - GEARBOX - 90 DEG	1		
7	149077	PULLEY	1		
8	11142	KEY - WOODRUFF (5/16 X 1 1/8 NOM.)	1		
9	236034	PIVOT WELDT	1		
10	146380	SHIELD	1		
11	5735	FITTING-90° STREET ELBOW-3/8 NPT	1		
12	5734	FITTING-SHORT NIPPLE 3/8 NPT	1		
13	21024	FITTING - REDUCER BUSHING	1		
14	21425	VALVE – RELIEF	1		
15	30946	FITTING-COUPLING 3/8 NPT	1		
16	236046	PLATE	1		
17	115074	BUSHING – SPLIT TAPER	1		
A	136067	BOLT - HH 1/2 NC X 1.25 LG GR 8 ZP			
B	105066	BOLT - HH FLG (SERR FACE) 1/2 -NC X 0.75 GR 5 ZP			
C	21472	BOLT - RHSN 3/8 NC X 0.75 GR 5 ZP			
D	148799	BOLT-HH FLANGE M12 X 1.75 X 45 LG ZP			
E	30228	NUT - FLANGE DT SMOOTH FACE 0.375-16UNC			
F	137699	WASHER- HARDENED			
G	21491	BOLT - HH 1/2 NC X 1.25 LG TFL GR 5 ZP			
H	21868	BOLT - RHSSN 1/2 NC X 1.0 GR 5 ZP			
J	50186	NUT - FLANGE LOCK SM FACE DT 0.500-13UNC GR5			
K	21821	BOLT - RHSN 3/8 NC X 0.75 GR 5 ZP			

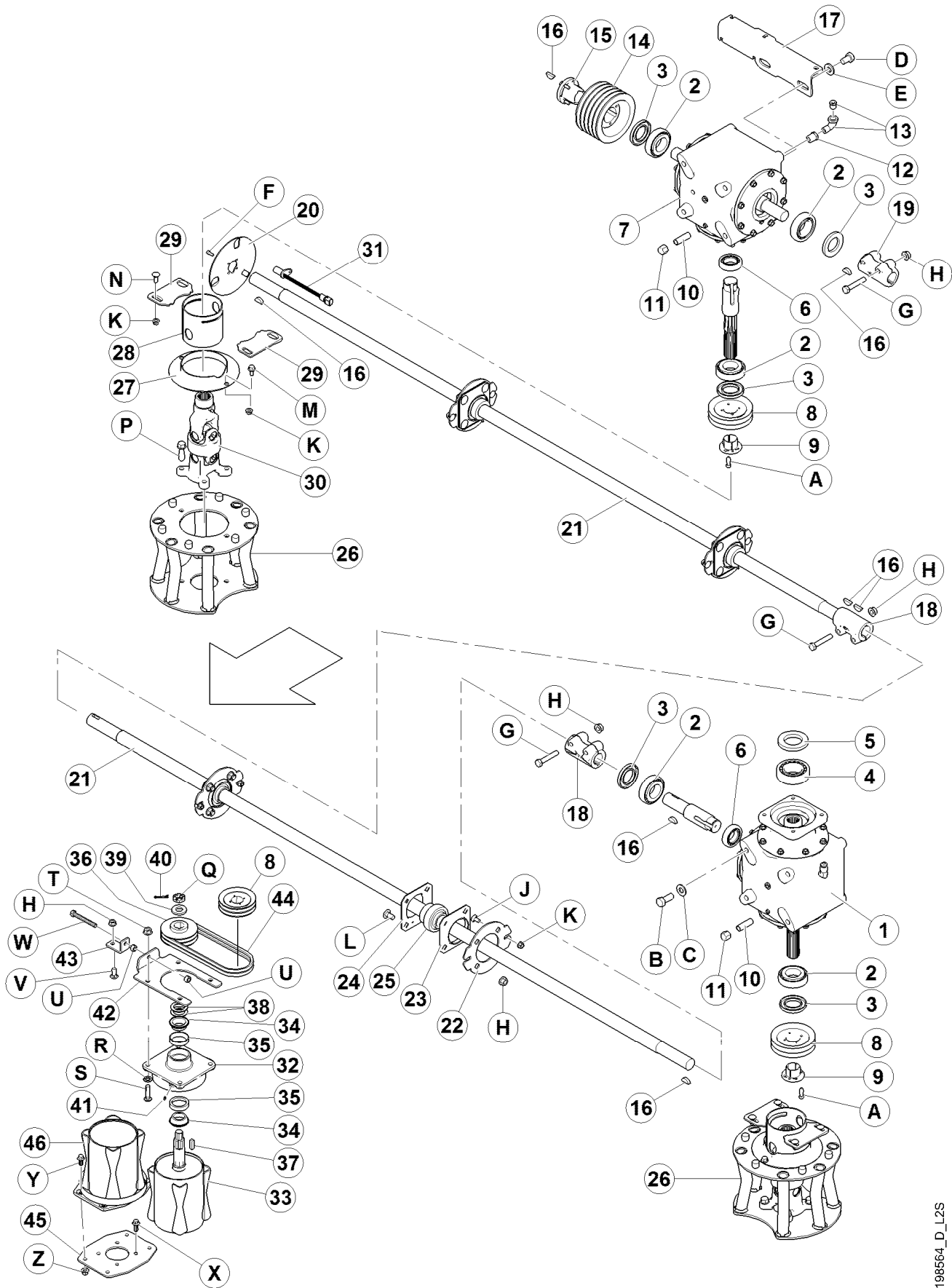
CUTTERBAR GEARBOX REPAIR PARTS – 16 FT.



CUTTERBAR GEARBOX REPAIR PARTS – 16 FT.

REF	PART NUMBER	DESCRIPTION	QTY		SERIAL NUMBER
			16FT		
	198404	COMPLETE GEARBOX	1		
1	150871	BEARING (30210)	1		
3	150872	SEAL (50X72X8).....	1		
6	111961	SEAL (35X72X8).....	1		
7	150873	SHIM (50.3X1.0).....	1		
8	150874	SHIM (70.3)	1		
9	50091	BEARING (30207)	3		
11	150875	RING.....	1		
12	150864	FITTING.....	4		
13	150877	SHIM (35.3X48.0).....	3		
16	150878	SEAL (35X52X6/6.5).....	1		

CAGES AND CUTTERBAR DRIVE – 19 FT.



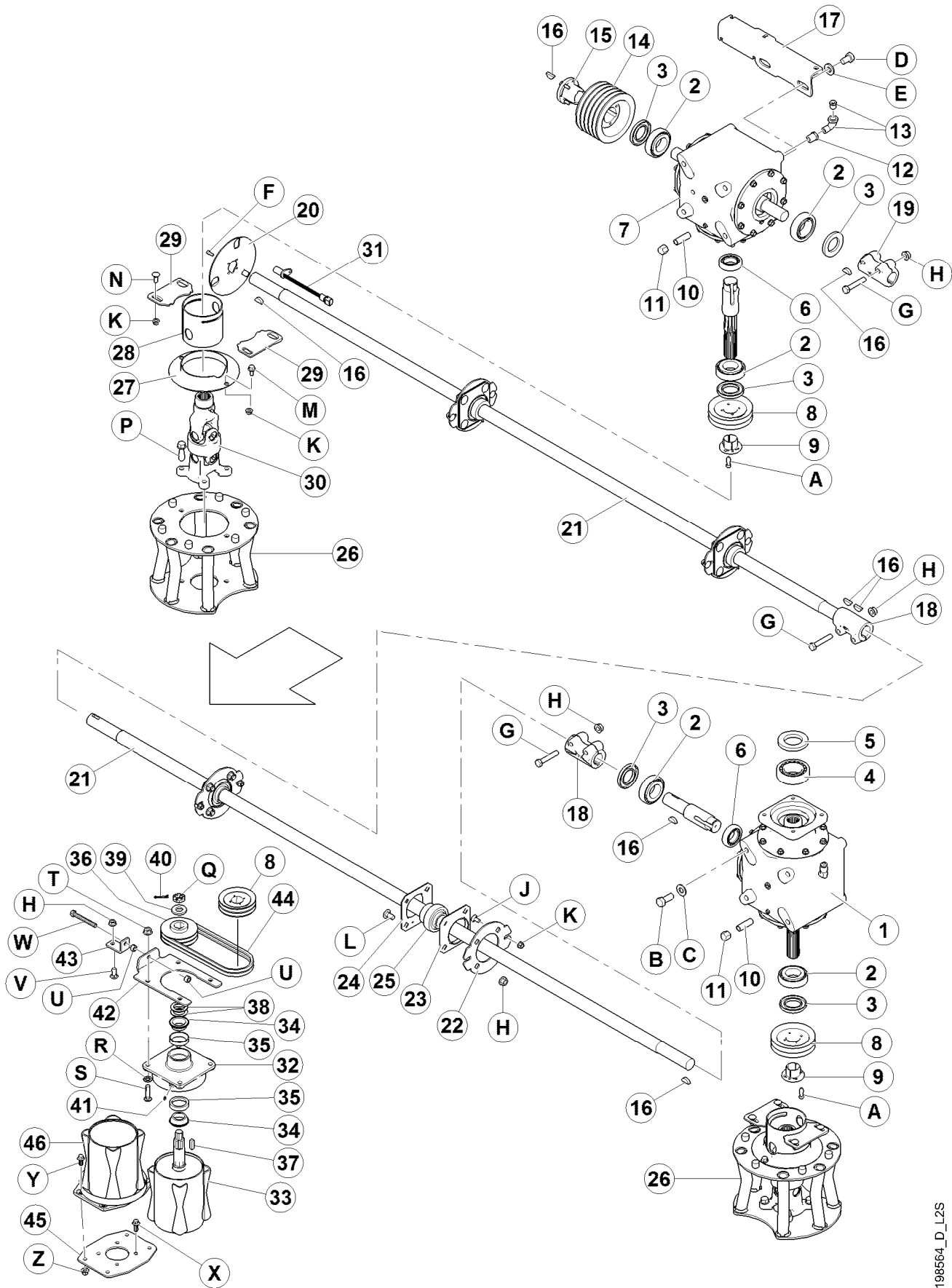
198887_B_L2S

198564_D_L2S

CAGES AND CUTTERBAR DRIVE – 19 FT.

REF	PART NUMBER	DESCRIPTION	QTY		SERIAL NUMBER
			16FT	19FT	
1	157235	DRIVE – GEARBOX – INPUT, includes items 2 to 6		1	
2	236552	BEARING		5	
3	236551	SEAL		5	
4	236553	BEARING		1	
5	236554	SEAL		1	
6	236555	BEARING		2	
7	157236	DRIVE – GEARBOX – SECONDARY, includes items 2, 3 and 6		1	
8	194560	PULLEY – MODIFIED		2	
9	194561	HUB – H, MODIFIED		2	
10	5734	FITTING – NIPPLE, 3/8 NPT		2	
11	136104	FITTING – CAP, 3/8 NPT		2	
12	20043	FITTING – REDUCER BUSHING		1	
13	NSS	ELBOW & BREATHER – included with gearboxes			
14	196471	PULLEY		1	
15	115074	BUSHING – SPLIT TAPER		1	
16	11142	KEY – WOODRUFF (5/16 x 1-1/8 NOM.)		7	
17	196769	PIVOT		1	
18	196267	COUPLING		2	
19	236440	COUPLING – MACHINED, C/W HOLES		1	
20	236441	DISC – SPEED SENSOR		1	
21	236528	SHAFT		2	
22	236359	PLATE		4	
23	30576	FLANGE		4	
24	47070	FLANGE – C/W LUBE FITTING		4	
25	30031	BEARING – BALL		4	
26	150682	DEFLECTOR – DRIVEN – CAGE		2	
27	150821	SHIELD – ROTARY DEFLECTOR		2	
28	146380	SHIELD		2	
29	146378	PLATE		4	
30	157177	UNIVERSAL JOINT ASSEMBLY		2	
	124541	CROSS JOURNAL KIT			
31	REF	SPEED SENDER – See Lights & Wiring Harness			
32	146510	HOUSING – MACHINING		2	
33	146590	DRUM – ROTARY, HANGING		2	
34	164213	BEARING – CONE, C/W SEAL		4	
35	164214	BEARING – CUP		4	
36	149074	PULLEY – STRAIGHT BORE		2	
37	4889	KEY – SQ. 5/16 x 1 INCH		2	
38	31145	WASHER – FLAT		4	
39	982	WASHER – FLAT		2	
40	18607	PIN – COTTER, 5/32 DIA. X 1.5 INCH		2	
41	18671	FITTING – LUBE, 1/4 -28 UNF		2	
42	146614	ANGLE		2	
43	149529	ANGLE		2	
44	150189	BELT – V – MATCHED SET OF 2		2	
45	146690	PLATE		2	
46	146604	DRUM – ROTARY – CONVERGING		2	
		See next page for hardware listing...			

CAGES AND CUTTERBAR DRIVE – 19 FT.



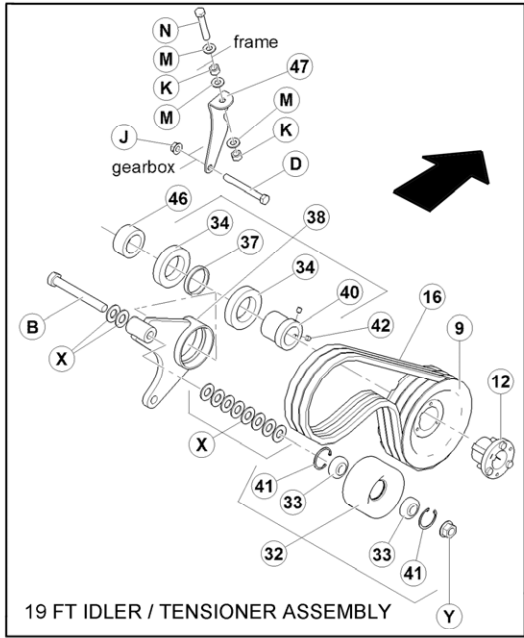
198887_B_L2S

198564_D_L2S

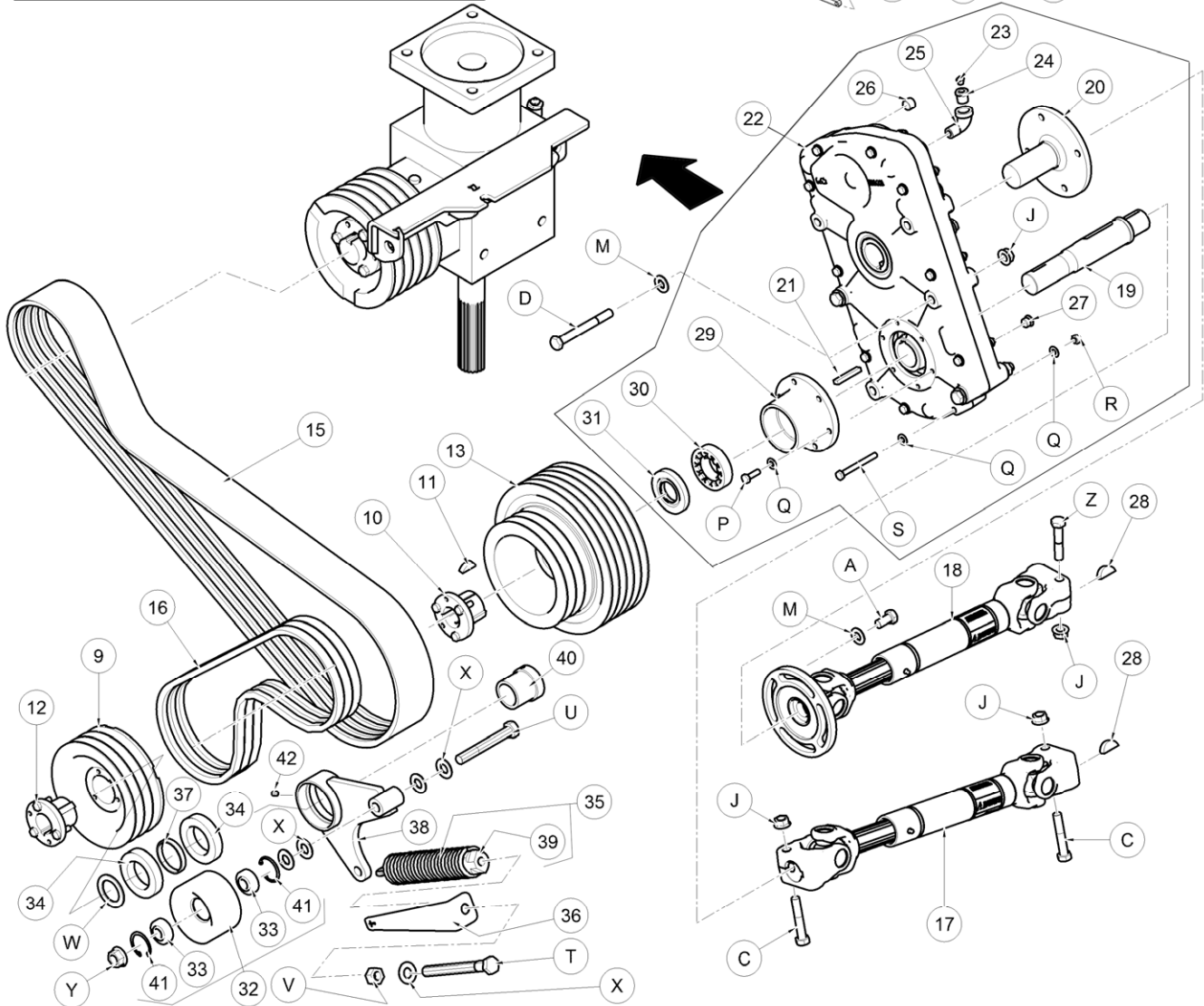
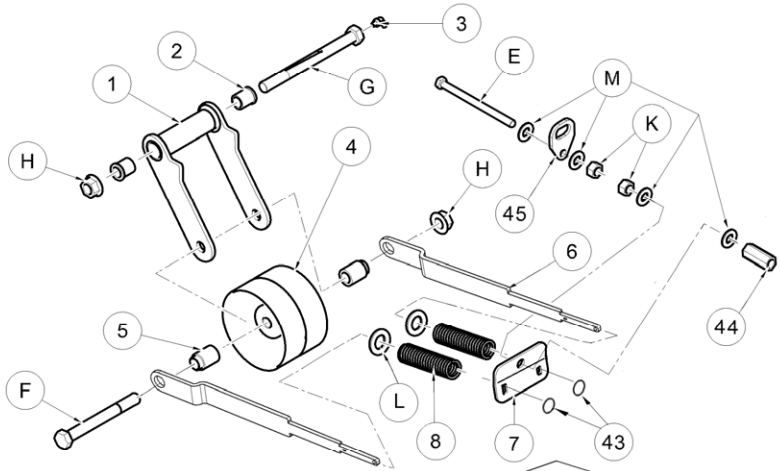
CAGES AND CUTTERBAR DRIVE – 19 FT.

REF	PART NUMBER	DESCRIPTION	QTY		SERIAL NUMBER
			16FT	19FT	
A	158177	BOLT-SOCKET HD [HEX] 5/16 NC X 1.0 LG			
B	21594	BOLT - HEX HD 0.625 -11UNC X 1.50			
C	30441	WASHER - HARDENED			
D	113611	BOLT - HH 5/8 NC X 1.0 LG GR.5 ZP			
E	120901	WASHER-FLAT HARDENED 5/8 IN. NOMINAL (L9)			
F	136093	BOLT-SOCKET HD [HEX] 1/4 NC X 5/8			
G	21880	BOLT - HH 1/2 NC X 2.75 LG GR 5 ZP			
H	50186	NUT - FLANGE LOCK SM FACE DT 0.500-13UNC GR5			
J	21472	BOLT - RHSN 3/8 NC X 0.75 GR 5 ZP			
K	30228	NUT - FLANGE DT SMOOTH FACE 0.375-16UNC			
L	21066	BOLT - RHSN 1/2 NC X 1 GR 5 ZP			
M	21821	BOLT - RHSN 3/8 NC X 0.75 GR 5 ZP			
N	19965	BOLT - RHSN 3/8 NC X 1.0 GR 5 ZP			
P	148799	BOLT-HH FLANGE M12 X 1.75 X 45 LG ZP			
Q	137375	NUT – SLOTTED JAM, 1.0-20 UNEF, ZP			
R	18639	WASHER – LOCK, 5/8 NOM. I.D.			
S	21357	BOLT – PRESS IN, 9/16 NF			
T	135003	NUT – FLANGE, 9/16 NF			
U	18591	NUT – HEX, 1/2 NC			
V	21471	BOLT – RHSN 1/2 NC X 1.25 GR 5 ZP			
W	30299	BOLT – HH 1/2 NC X 4.0 TFL GR 5 ZP			
X	148798	BOLT – HH FLANGE M12 X 1.75 X 30 mm LG ZP			
Y	148800	BOLT – HH FLANGE M12 X 1.75 X 25 mm LG ZP			
Z	148645	NUT – LOCK, STOVER M12 X 1.75 ZP			

ROLLS AND AUGER DRIVES



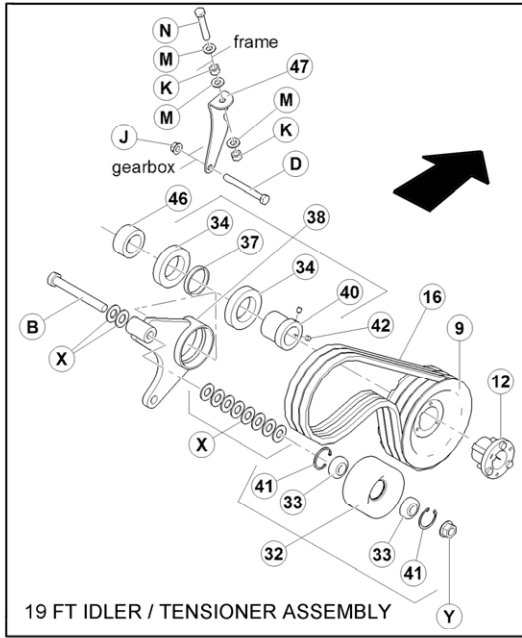
**16 FT. SHOWN (DRIVE ON L/H SIDE)
19 FT. MIRROR IMAGE (DRIVE ON R/H SIDE) PLUS INSET**



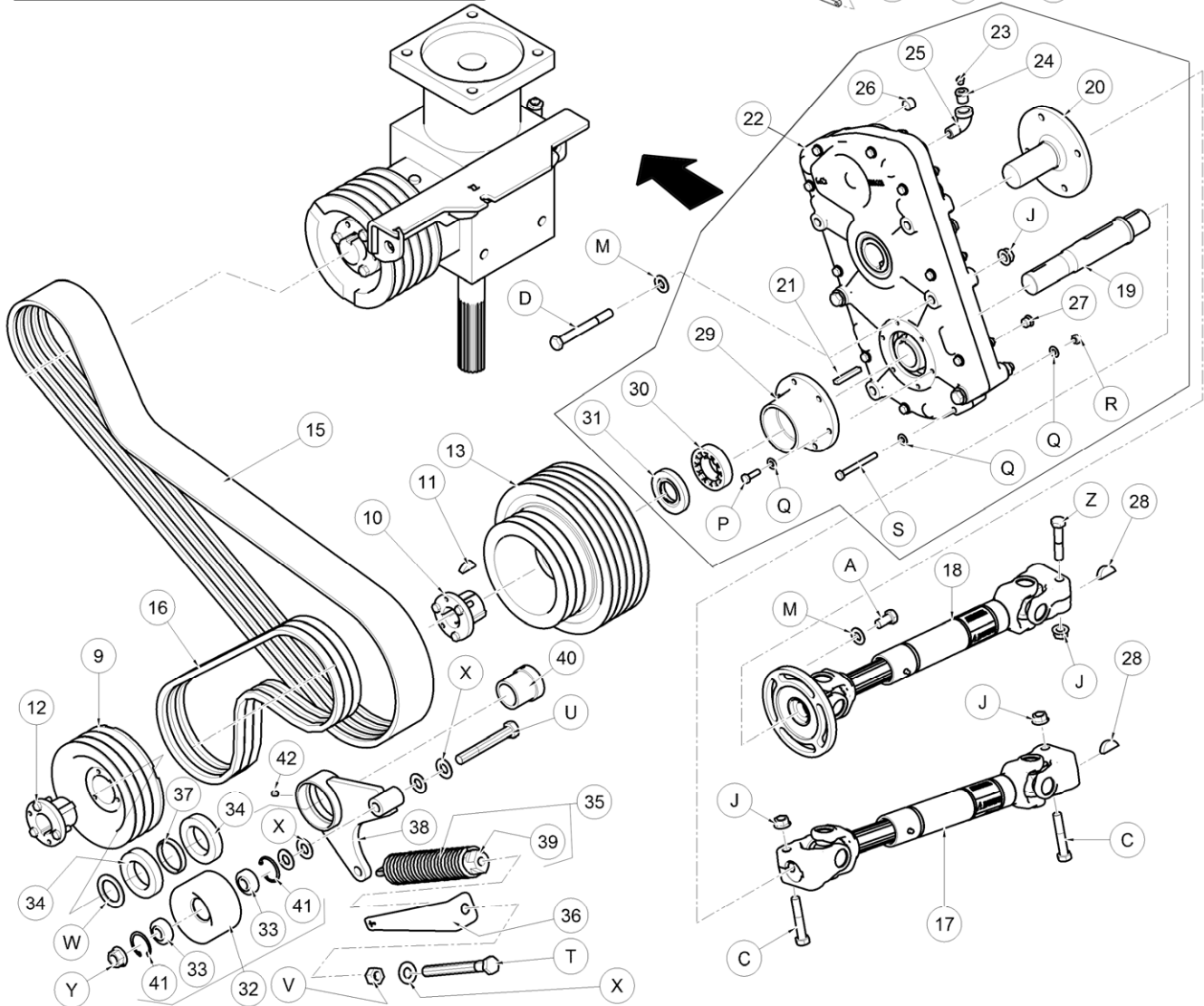
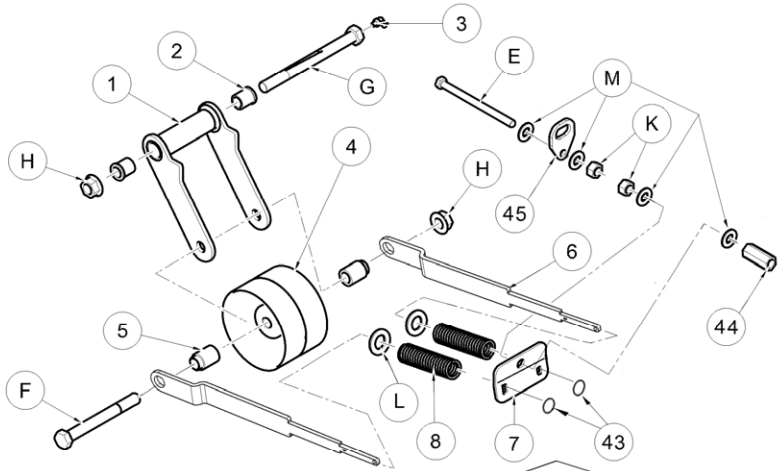
ROLLS AND AUGER DRIVES

REF	PART NUMBER	DESCRIPTION	QTY		SERIAL NUMBER
			16FT	19FT	
1	198095	ARM - CW BUSHINGS	1	1	
2	150437	BUSHING - FLANGED 5/8 X 7/8 X 1L	2	2	
3	21010	FITTING - LUBRICATION, 90°	1	1	
4	149183	PULLEY - IDLER	1	1	
5	196195	SPACER	2	2	
6	146654	PLATE	2	2	
7	146655	ANGLE	1	1	
8	150934	SPRING - COMPRESSION	2	2	
9	198981	PULLEY	1	1	
10	115074	BUSHING - SPLIT TAPER, 1-3/8" SHAFT	1	1	
11	11142	KEY - WOODRUFF (5/16 X 1 1/8 NOM.)	1	1	
12	30256	BUSHING - TAPER, 1-1/2" SHAFT	1	1	
13	198954	PULLEY- MACHINING	1	1	
14	196826	PLATE - BELT TENSIONER - 16'	1	-	
	196519	PLATE - BELT TENSIONER - 19'	-	1	
15	196889	BELT - CONDITIONER DRIVE	1	1	
16	221279	BELT-TRIPLE B	1	1	
17	196846	DRIVELINE-LOWER 16 FT C/W DECAL	1	-	
	157210	DRIVELINE-LOWER 19 FT C/W DECAL	-	1	
	124541	CROSS JOURNAL KIT			
	198329	YOKE			
18	196848	DRIVELINE-UPPER 16 FT C/W DECAL	1	-	
	157212	DRIVELINE-UPPER 19 FT C/W DECAL	-	1	
	124541	CROSS JOURNAL KIT			
	198329	YOKE			
	149399	YOKE - FLANGE			
19	146093	SHAFT - AUGER DRIVE GEARBOX - 16'	1	-	
	221206	SHAFT - AUGER DRIVE GEARBOX - 19'	-	1	
20	198433	SHAFT - FLANGED	1	1	
21	198486	KEY - 3/8 X 1/4 X 2 IN	2	2	
22	146279	DRIVE - GEARBOX ASSY C/W SHAFTS - 16' (incl. #19 &20)	1	-	
	221205	DRIVE - GEARBOX ASSY C/W SHAFTS - 19' (incl. #19 &20)	-	1	
	146824	GEAR, 40T (internal gearbox component)	2	2	-216499
	198477	GEAR, 40T (internal gearbox component)	2	2	216500-
	198616	BEARING-BALL 90 MM OD (internal gearbox component)	3	3	
	198457	SEAL-OIL (internal gearbox component)	3	3	
23	21425	VALVE - RELIEF	1	1	
24	21024	FITTING - REDUCER BUSHING	1	1	
25	5735	FITTING-90° STREET ELBOW-3/8 NPT	1	1	
26	30590	PLUG- PIPE INT HEX SOCKET	1	1	
27	100577	PLUG - HEX SOCKET CW O-RING	3	3	
28	30836	KEY - WOODRUFF (3/8 X 1*1/4 NOM)	3	3	
29	146271	CONE - HOUSING - MACHINED	1	1	
30	135362	BEARING - ROLLER	1	1	
31	143663	SEAL-OIL	1	1	
32	194672	ASSEMBLY - IDLER PULLEY C/W BEARINGS & SNAP RINGS	1	1	
33	9213	BEARING - BALL	2	2	
34	194646	BEARING-BALL CYL C/W SEALS	2	2	
35	150381	SPRING - C/W INSERT	1	1	
36	194959	BRACKET - GAUGE SPRING	1	1	
37	194699	SPACER - HOUSING TENSIONER	1	1	

ROLLS AND AUGER DRIVES (Continued)



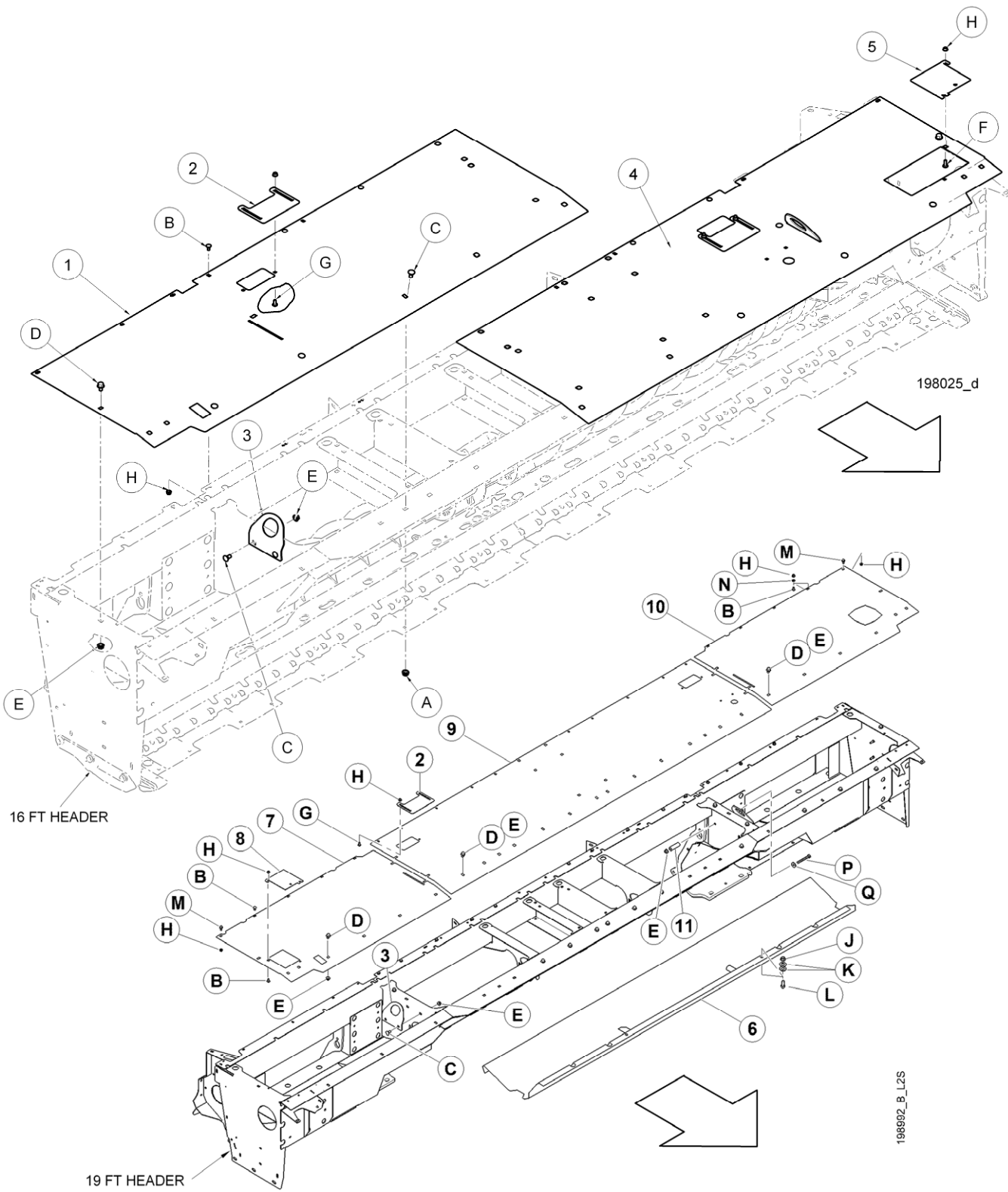
**16 FT. SHOWN (DRIVE ON L/H SIDE)
19 FT. MIRROR IMAGE (DRIVE ON R/H SIDE) PLUS INSET**



ROLLS AND AUGER DRIVES (Continued)

REF	PART NUMBER	DESCRIPTION	QTY		SERIAL NUMBER
			16FT	19FT	
38	236138	IDLER - SUB-ASSEMBLY, includes bearings, sleeve & spacer.....	1	1	
39	130529	INSERT - MACHINED	1	1	
40	194631	SLEEVE - MACHINED	1	1	
41	795	RING - RETAINING	2	2	
42	18584	SCREW-SET HEX SOC CUP PT 5/16 NC X 3/8 LG	2	2	
43	184720	RING - SPLIT	2	2	
44	136065	NUT - COUPLING	1	1	
45	REF	TAB - welded to frame.....	-	-	
46	236503	TUBE - SPACER.....	-	1	
47	236519	PLATE - SUPPORT.....	-	1	
A	21575	BOLT - HH 1/2 NC X 1.0 LG TFL GR 5 ZP			
B	21562	BOLT - HH 5/8 NC X 5.0 LG GR 5 ZP			
C	21880	BOLT - HH 1/2 NC X 2.75 LG GR 5 ZP			
D	30209	BOLT - HH 1/2 NC X 4.5 LG GR 5 ZP			
E	50226	BOLT - HH 1/2 NC X 6.5 TFL GR 5 ZP			
F	50163	BOLT - HH 5/8 NC X 5.5 LG GR 5 ZP			
G	146384	BOLT - HH 5/8 NC X 7.0 LG GR5 ZP, SPECIAL - DRILLED			
H	50225	NUT - FLANGE DT SMOOTH FACE .625-11UNC			
J	50186	NUT - FLANGE LOCK SM FACE DT 0.500-13UNC GR5			
K	18591	NUT - HEX 1/2 - 13 UNC GR 5 ZP			
L	18601	WASHER - SAE FLAT 13/16 ID X 1.5 IN OD ZP			
M	135369	WASHER- HARDENED			
N	21672	BOLT - HH 1/2 NC X 3.0 LG TFL GR 5 ZP			
P	21087	BOLT - HEX HD 5/16 NC X 1.0 LG GR 5 ZP			
Q	18597	WASHER - SAE FLAT 11/32 ID X 11/16 IN OD ZP			
R	18690	NUT-HEX LOCK DT 5/16-18 UNC ZP			
S	21595	BOLT - HH 5/16 NC X 3.0 LG GR 5 ZP			
T	50189	BOLT - HH (MIN THD) 5/8 NC X 6.5 LG GR 5 ZP			
U	21720	BOLT - HH 5/8 NC X 4.5 LG GR5 ZP			
V	18592	NUT - HEX 5/8 - 11 UNC GR 5 ZP			
W	31145	WASHER - FLAT			
X	18600	WASHER - SAE FLAT 21/32 ID X 1 5/16 IN OD ZP			
Y	50225	NUT - FLANGE DT SMOOTH FACE .625-11UNC			
Z	21760	BOLT - HH 1/2 NC X 2.5 LG GR5 ZP			

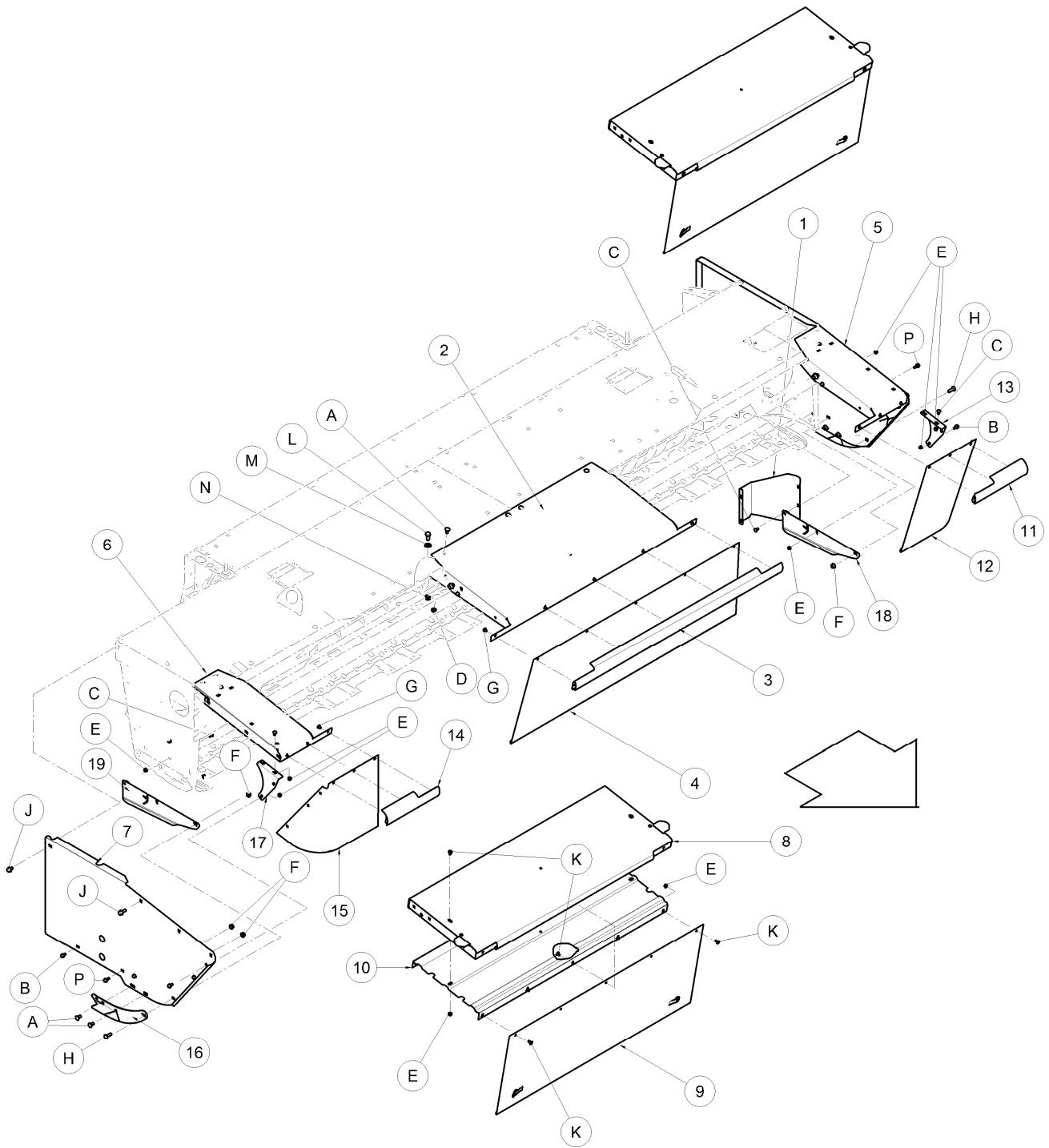
HEADER TOP SHIELDS



HEADER TOP SHIELDS

REF	PART NUMBER	DESCRIPTION	QTY		SERIAL NUMBER
			16FT	19FT	
1	198079	COVER – RH, 16'.....	1	-	
2	198540	COVER - TOP SHIELD.....	2	2	
3	198006	HOOK.....	2	2	
4	198202	SHIELD - WITH DECALS, 16'.....	1	-	
5	198417	SHIELD – TOP, 16'.....	1	1	
6	146576	SHIELD – DRIVELINE.....	-	1	
7	236508	COVER – RH, 19'.....	-	1	
8	236510	SHIELD – TOP, 19'.....	-	1	
9	236509	COVER – CENTER, 19'.....	-	1	
10	146617	SHIELD - WITH DECALS, 19'.....	-	1	
11	149168	SPACER – TUBE.....		2	
A	21383	NUT - FLANGE .500-13UNC (SERR FACE)			
B	21472	BOLT - RHSN 3/8 NC X 0.75 GR 5 ZP			
C	21066	BOLT - RHSN 1/2 NC X 1 GR 5 ZP			
D	135962	BOLT - HH FLG (SMOOTH FACE) 1/2 -NC X 0.75 GR 5 ZP			
E	50186	NUT - FLANGE LOCK SM FACE DT 0.500-13UNC GR5			
F	100456	BOLT - RHSSN 3/8 NC X 1.0 GR 5 ZP			
G	21863	BOLT-RHSSN 3/8 NC X0.75 LG GR 5 ZP			
H	30228	NUT - FLANGE SMOOTH FACE .375-16UNC			
J	50225	NUT – FLANGE SMOOTH FACE .625-11UNC			
K	18602	WASHER – FLAT 15/16 ID X 1.75 IN OD ZP			
L	21594	BOLT - HH 5/8 NC X 1.5 GR 5 ZP			
M	135963	BOLT - HH FLG (SMOOTH FACE) 3/8 NC X 0.75 GR 5 ZP			
N	18598	WASHER - SAE FLAT 13/32 ID X 13/16 IN OD ZP			
P	21589	BOLT - HH 1/2 NC X 4.0 LG GR 5 ZP			
Q	4761	WASHER – FLAT			

HEADER FRONT SHIELDS – 16 FT

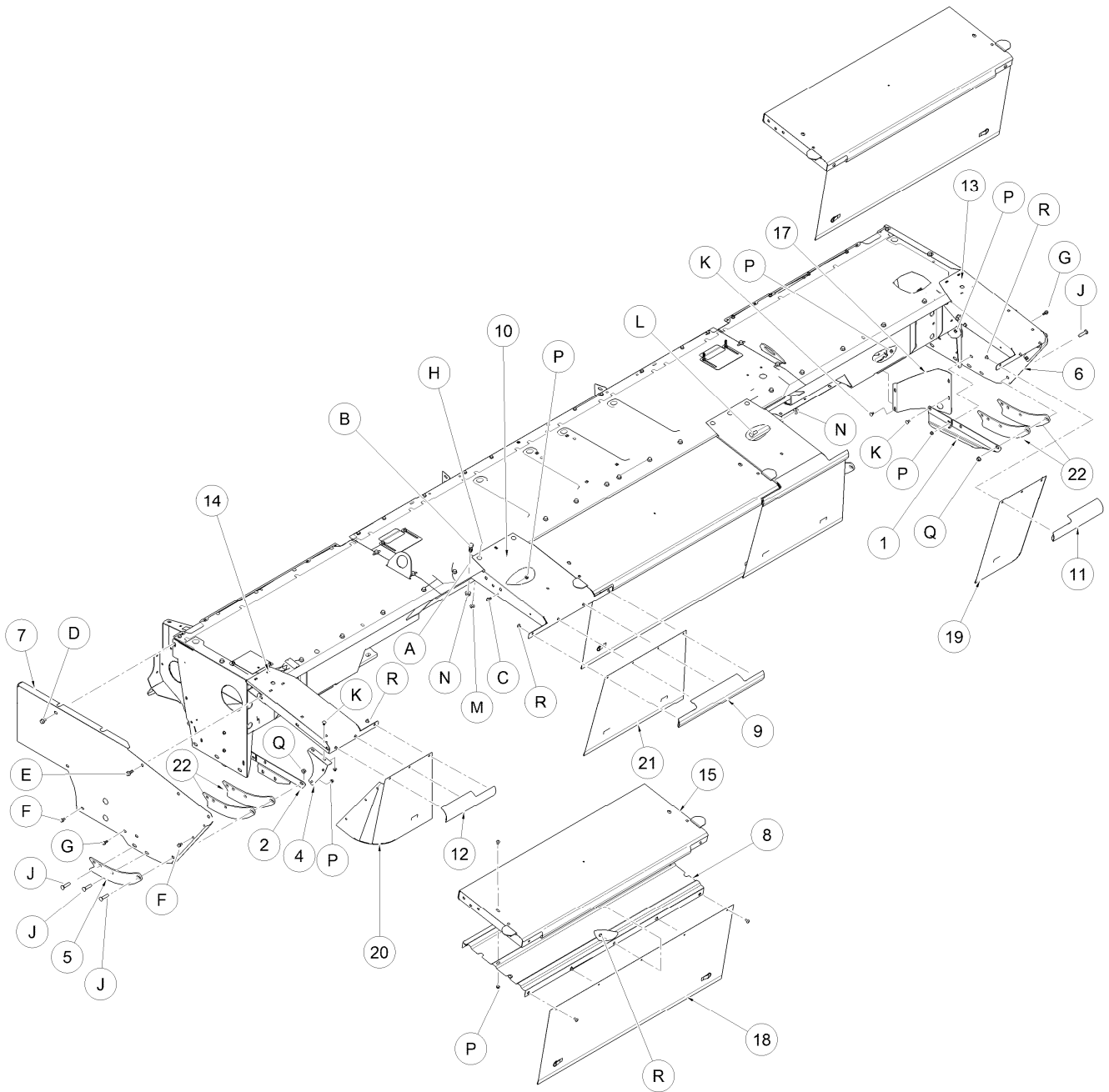


198026_E

HEADER FRONT SHIELDS – 16 FT

REF	PART NUMBER	DESCRIPTION	QTY		SERIAL NUMBER
			16FT		
1	146493	SHIELD -LH	1		
	146492	SHIELD -RH	1		
2	198086	CHANNEL – WELDMENT	1		
3	198084	COVER WELDT	1		
4	198497	SHIELD-RUBBER CENTER	1		
5	198050	SUPPORT - LH WELDT	1		
6	198051	SUPPORT - RH WELDT	1		
7	198157	WELDT - PANEL – RH	1		
	196438	WELDT - PANEL – LH	1		
8	198172	COVER C/W DECALS	2		
9	198496	SHIELD – DOOR	2		
10	196877	LINER – COVER	2		
11	198009	COVER - LH WELDT	1		
12	198498	SHIELD - CORNER LH	1		
13	146385	BRACKET – END SHIELD LH	1		
14	198024	COVER - RH WELDT	1		
15	198503	SHIELD - CORNER RH	1		
16	146476	SUPPORT – DIVIDER	2		
17	146464	BRACKET – END SHIELD RH	1		
18	236122	SUPPORT – END PLATE LH	1		
19	236124	SUPPORT – END PLATE RH	1		
A	21066	BOLT - RHSN 1/2 -NC X 1.00 GR 5 ZP			
B	135963	BOLT - HH FLG (SMOOTH FACE) 3/8 NC X 0.75 GR 5 ZP			
C	21472	BOLT - RHSN 3/8 NC X 0.75 GR 5 ZP			
D	21383	NUT - FLANGE .500-13UNC (SERR FACE)			
E	30228	NUT - FLANGE DT SMOOTH FACE 0.375-16UNC			
F	50186	NUT - FLANGE LOCK SM FACE DT 0.500-13UNC GR5			
G	105137	SCREW - MACHINE			
H	21469	BOLT - RHSN 1/2 NC X 1.5 LG GR 5 ZP			
J	135965	BOLT - HH FLG (SERR FACE) 1/2 NC X 1.25 GR 5 ZP			
K	135157	SCREW - MACHINE			
L	21585	BOLT HH 5/8 NC X 1.25 LG GR5 ZP			
M	120901	WASHER FLAT 5/8 IN. NOMINAL (L9)			
N	50225	NUT FLANGE SMOOTH FACE .625-11UNC			
P	135966	BOLT HH FLANGE 3/8 NC X 1.0 GR 5 ZP			

HEADER FRONT SHIELDS – 19 FT

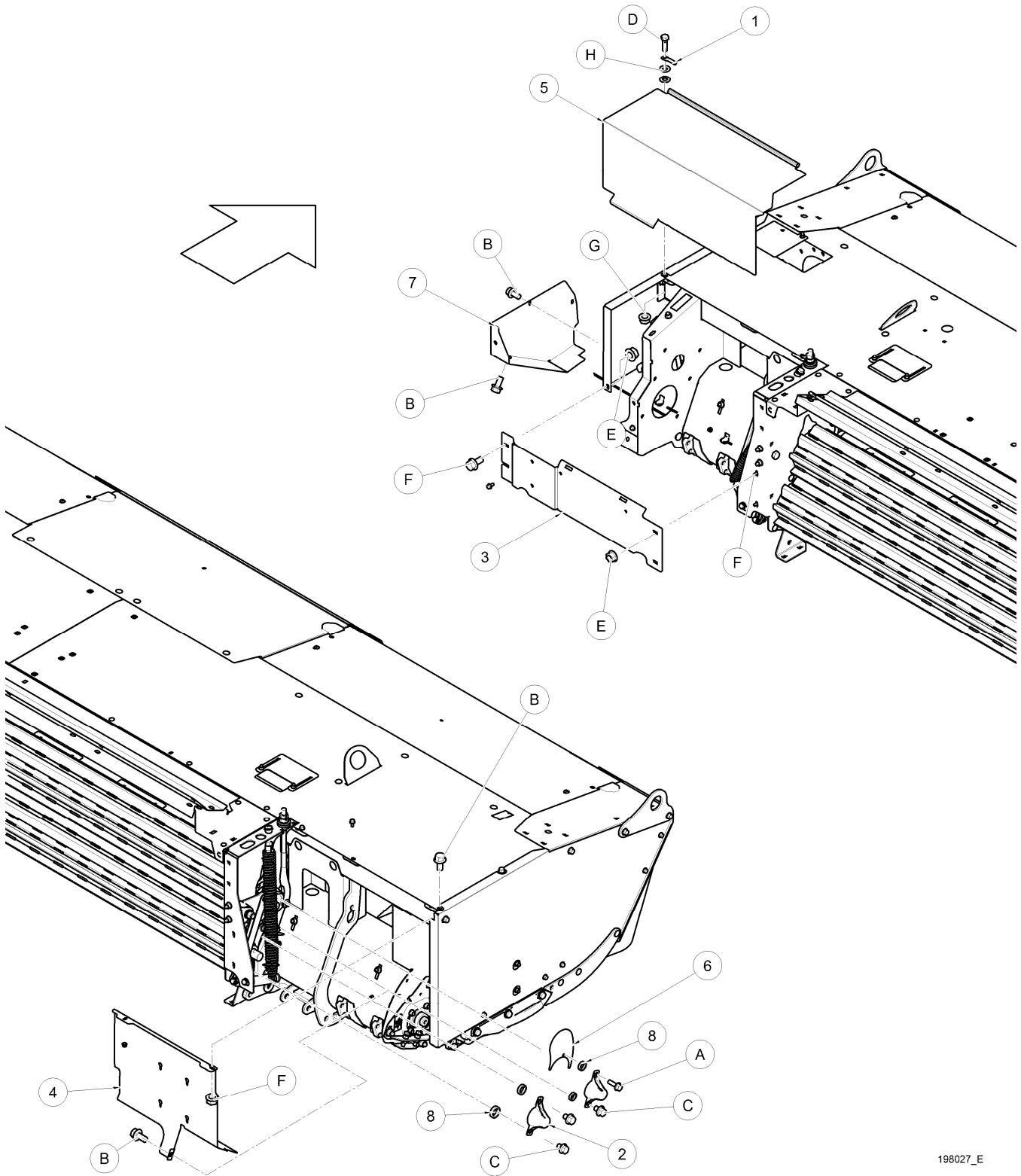


169459_B_125

HEADER FRONT SHIELDS – 19 FT

REF	PART NUMBER	DESCRIPTION	QTY		SERIAL NUMBER
				19FT	
1	236122	SHIELD SUPPORT - LH		1	
2	236124	SHIELD SUPPORT - RH.....		1	
4	146464	BRACKET - END SHIELD RH		1	
	146385	BRACKET - END SHIELD LH.....		1	
5	146476	SUPPORT – DIVIDER		2	
6	146603	PANEL - LH WELDT		1	
7	196439	PANEL - RH WELDT.....		1	
8	196877	LINER – COVER.....		3	
9	196967	COVER WELDT.....		2	
10	196976	CHANNEL – WELDMENT.....		2	
11	198009	COVER - LH WELDT		1	
12	198024	COVER - RH WELDT.....		1	
13	198050	SUPPORT - LH WELDT.....		1	
14	198051	SUPPORT - RH WELDT		1	
15	198172	COVER C/W DECALS		3	
17	236548	SHIELD -LH		1	
	236547	SHIELD –RH		1	
18	198496	SHIELD – DOOR.....		3	
19	198498	SHIELD - CORNER LH.....		1	
20	198503	SHIELD - CORNER RH		1	
21	198505	SHIELD-RUBBER CENTER		2	
22	236541	SUPPORT – DIVIDER		4	
A	120901	WASHER-FLAT HARDENED 5/8 IN. NOMINAL (L9)			
B	21594	BOLT - HEX HD 0.625 -11UNC X 1.50			
C	21821	BOLT - HH FLG (SERR FACE) 3/8 NC X 0.75 GR 5 ZP			
D	135962	BOLT - HH FLG (SM FACE) 1/2 -NC X 0.75 GR 5 ZP			
E	135965	BOLT - HH FLG (SM FACE) 1/2 NC X 1.25 GR 5 ZP			
F	135963	BOLT - HH FLG (SM FACE) 3/8 NC X 0.75 GR 5 ZP			
G	135966	BOLT - HH FLG (SM FACE) 3/8 NC X 1.0 GR 5 ZP			
H	21066	BOLT - RHSN 1/2 NC X 1 GR 5 ZP			
J	30027	BOLT - RHSN 1/2 NC X 2.25 LG GR 5 ZP			
K	21472	BOLT - RHSN 3/8 NC X 0.75 GR 5 ZP			
L	48050	BOLT - SHOULDER .625-11UNC			
M	21383	NUT - FLANGE .500-13UNC (SERR FACE)			
N	50225	NUT - FLANGE DT SMOOTH FACE .625-11UNC			
P	30228	NUT - FLANGE DT SMOOTH FACE 0.375-16UNC			
Q	50186	NUT - FLANGE LOCK SM FACE DT 0.500-13UNC GR5			
R	105137	SCREW-MACHINE, TORX TRUSS HEAD, 3/8 x 0.5 IN LG, ZP			

HEADER DRIVE SHIELDS – 16 FT



198027_E

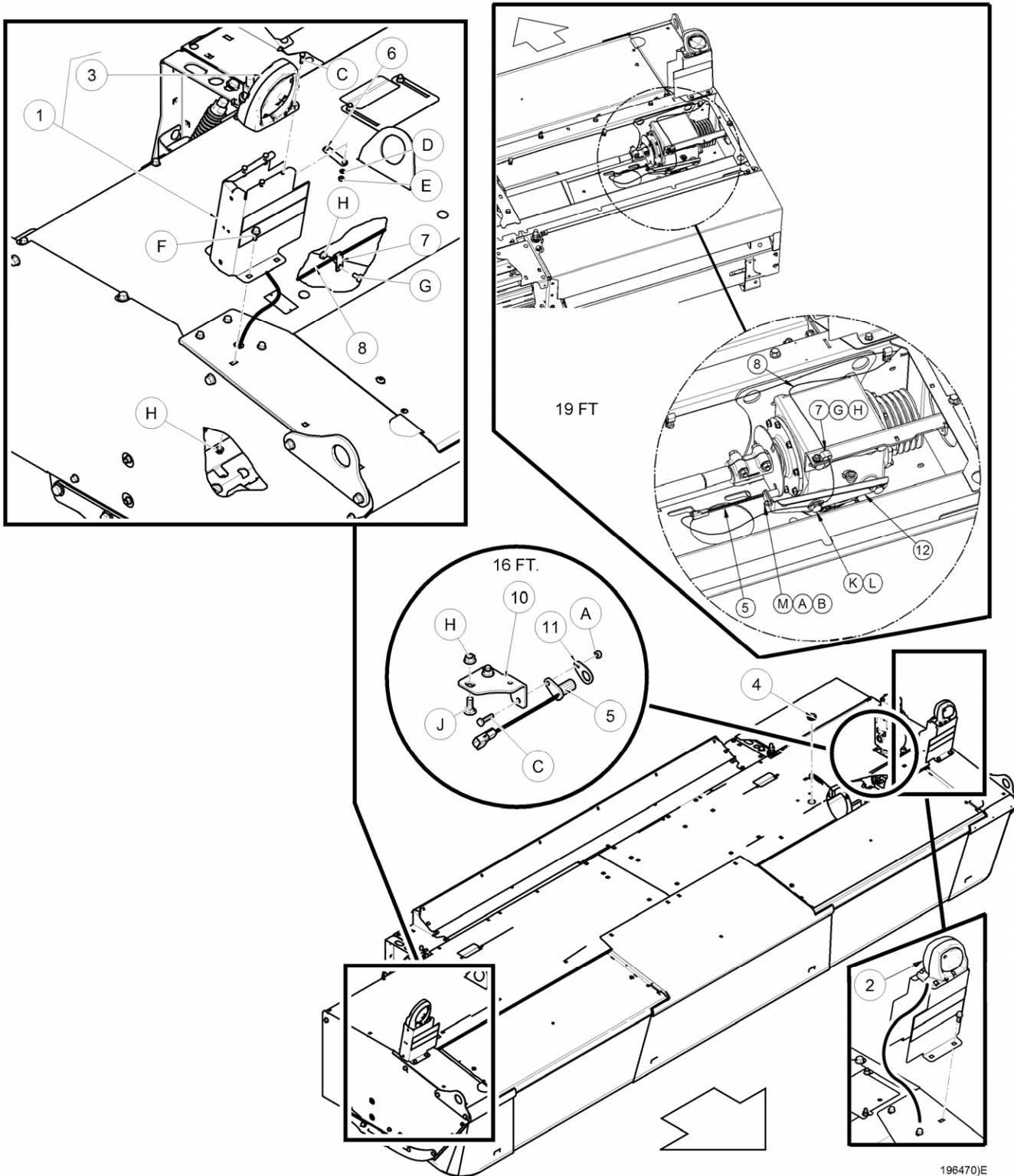
HEADER DRIVE SHIELDS – 16 FT

REF	PART NUMBER	DESCRIPTION	QTY		SERIAL NUMBER
			16FT		
1	112624	RETAINER-PIN	2		
2	236786	SHIELD – CONDITIONER	2		
3	146471	SHIELD – LH	1		-216499
	236055	SHIELD – LH	1		216500-
4	198094	SHIELD – RH	1		
5	198173	SHIELD C/W DECAL UPPER REAR - 16 FT ROTARY - LH	1		-216499
	236164	SHIELD C/W DECAL UPPER REAR - 16 FT ROTARY - LH	1		216500-
6	196393	SHIELD WELDMENT RH	1		-216499
	146965	SHIELD WELDMENT RH	1		216500-
	196287	SHIELD WELDMENT LH	1		-216499
	146964	SHIELD WELDMENT LH	1		216500-
7	146155	SHIELD – LH SIDE	1		
8	236050	SPACER.....	4		
A	30269	BOLT – HEX FLANGE HD 5/16 NC X 1.0 LG GR 5 ZP			
B	135963	BOLT - HH FLG (SMOOTH FACE) 3/8 NC X 0.75 GR 5 ZP			
C	30693	BOLT - HH 3/8 X 1/2 LG ZP			
D	21264	BOLT-HH 3/8 NC X 1.25 LG GR 5 ZP			
E	21863	BOLT-RHSSN 3/8 NC X 0.75 LG GR 5 ZP			
F	21452	NUT - FLANGE (SERR. FACE) .375-16UNC			
G	30228	NUT - FLANGE DT SMOOTH FACE 0.375-16UNC			
H	18598	WASHER - SAE FLAT 13/32 ID X 13/16 IN OD ZP			
J	30278	BOLT HH 5/16 X 3/4			

HEADER DRIVE SHIELDS – 19 FT

REF	PART NUMBER	DESCRIPTION	QTY		SERIAL NUMBER
				19FT	
1	112624	RETAINER-PIN		4	
2	236549	SHIELD – ACCESS, REAR.....		1	
3	235786	SHIELD – CONDITIONER		2	
4	198991	SHIELD - LH PANEL.....		1	
5	236558	SHIELD - LOWER REAR RH		1	
6	146619	SHIELD C/W DECAL UPPER REAR RH.....		1	
7	196287	SHIELD WELDMENT LH		1	
8	196393	SHIELD WELDMENT RH.....		1	
9	236050	SPACER.....		4	
A	30693	BOLT - FLG HD (SERR FACE) 3/8 NC X 0.5 LG GR 5 ZP			
B	135963	BOLT - HH FLG (SM FACE) 3/8 NC X 0.75 GR 5 ZP			
C	105069	BOLT - RHSSN 1/2 NC X 0.75 GR 5 ZP			
D	30269	BOLT -HH FLG (SERR FACE) 5/16 NC X 1.0 GR 5 ZP			
E	21264	BOLT-HH 3/8 NC X 1.25 LG GR 5 ZP			
F	21863	BOLT-RHSSN 3/8 NC X 0.75 LG GR 5 ZP			
G	30228	NUT - FLANGE DT SMOOTH FACE 0.375-16UNC			
H	50186	NUT - FLANGE LOCK SM FACE DT 0.500-13UNC GR5			
J	18598	WASHER - SAE FLAT 13/32 ID X 13/16 IN OD ZP			
K	30278	BOLT -HH FLG (SERR FACE) 5/16 NC X 0.75 GR 5 ZP			

LIGHTS AND WIRING HARNESS



196470)E

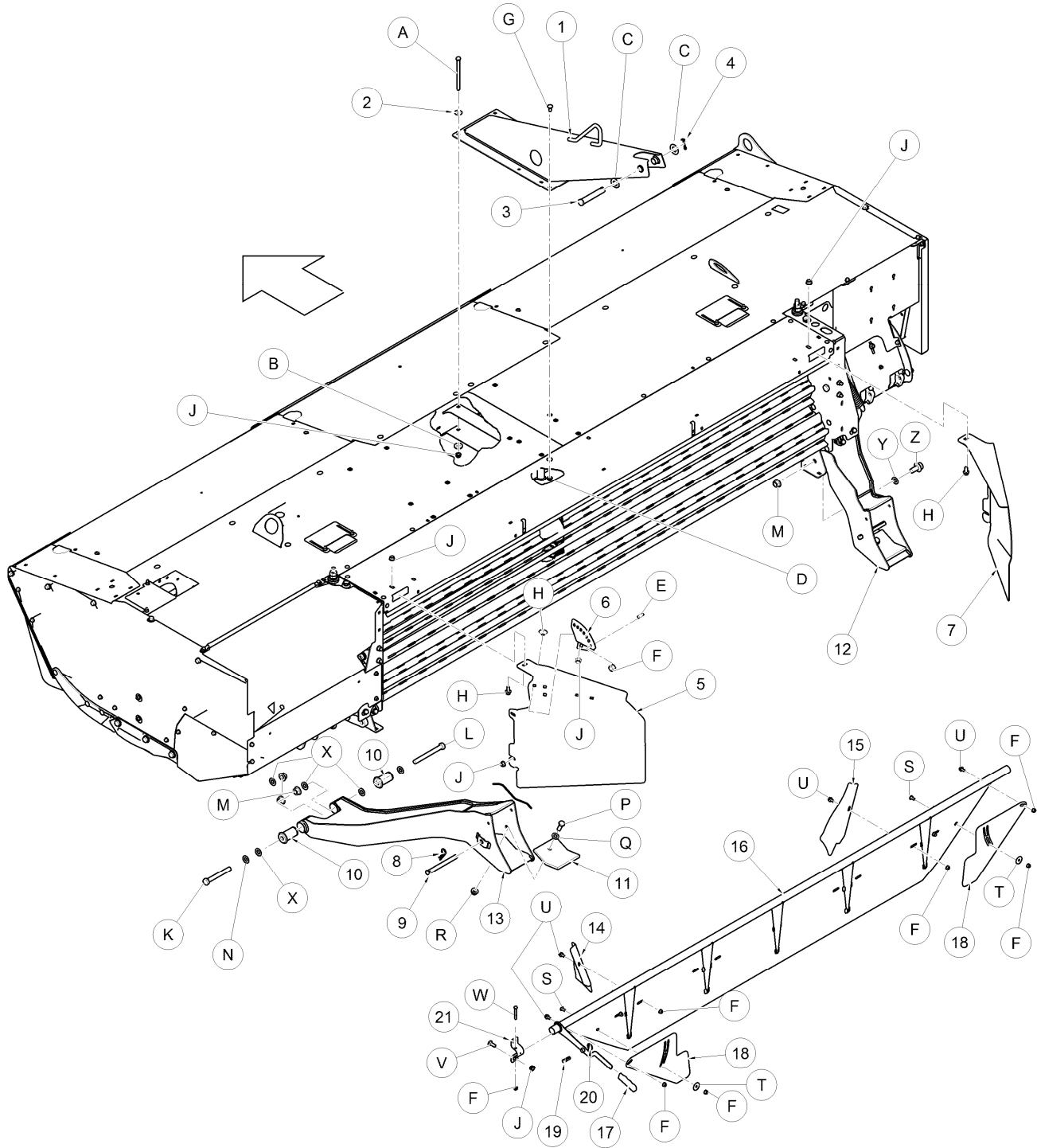
LIGHTS AND WIRING HARNESS

REF	PART NUMBER	DESCRIPTION	QTY		SERIAL NUMBER
			16FT	19FT	
1	198963	LAMP - LH ASSEMBLY, incl. items 3, 6 hardware & reflectors	1	1	
2	198964	LAMP - RH ASSEMBLY, incl. items 3, 6 hardware & reflectors.....	1	1	
3	138150	LAMP-CLEARANCE, BULB – COBO LAMP P21W-12V	2	2	
4	111713	GROMMET - 1.50" I.D.....	1	1	
5	143875	SENDER – SPEED	1	1	
6	198785	STRAP	2	2	
7	135233	CLAMP - DOUBLE HOSE INSULATED.....	12	13	
8	236033	HARNESS-WIRING SP ROTARY DISC HEADER, 16 ft.....	1	0	
	146370	HARNESS-WIRING SP ROTARY DISC HEADER, 19 ft.....	0	1	
	138709	HARNESS - M205, HEADER CONNECTION, not illustrated	1	1	
10	146364	BRACKET – SPEED SENSOR, 16 ft.....	1	0	-216499
	236036	BRACKET – SPEED SENSOR, 16 ft.....	1	0	216500-
11	146365	PLATE SENSOR COVER, 16 ft.....	1	0	
12	236442	BRACKET – SPEED SENSOR, 19 ft.....	0	1	
A	18596	WASHER - SAE FLAT 9/32 ID X 5/8 IN OD ZP			
B	18724	NUT-HEX LOCK DT 1/4-20 UNC ZP			
C	21573	BOLT-HEX HD 1/4 NC X 1.0 LG GR 5 ZP			
D	18635	WASHER - REG. LOCK 1/4 IN. NOM. ID ZP			
E	18588	NUT - HEX 1/4 - 20 UNC GR 5 ZP			
F	135966	BOLT - RHSN 3/8 NC X 1.0 GR 5 ZP			
G	21863	BOLT-RHSSN 3/8 NC X 0.75 LG GR 5 ZP			
H	30228	NUT - FLANGE DT SMOOTH FACE 0.375-16UNC			
J	21472	BOLT – RHSN 3/8 NC X 0.75 LG GR5 ZP			
K	113611	BOLT – HEX HEAD, 5/8 NC x 1.0 LG GR 5 ZP			
L	120901	WASHER – FLAT, HARDENED, 5/8 IN. NOM. ID (L9)			
M	21566	BOLT – HEX HEAD, 1/4 NC x 0.75 LG GR 5 ZP			

HYDRAULICS

REF	PART NUMBER	DESCRIPTION	QTY		SERIAL NUMBER
			16FT	19FT	
1	194563	MOTOR-HYDRAULIC, PISTON	1	1	
	150879	SEAL KIT			
	198514	RING-RETAINING			
2	138127	ASSEMBLY-1" CODE 62 SPLIT FLANGE, includes items: 3, 4, E, F	2	2	
3	194043	FLANGE - HALF SPLIT 1 INCH - CODE 62			
4	112868	O-RING 1.296 IN. ID X 0.139 IN. WALL			
5	30939	FITTING - ADAPTER HYD	1	1	
6	138855	HOSE-HYDRAULIC	2	2	
7	138124	HOSE-HYDRAULIC	1	1	
8	135708	FITTING-UNION SAE -20 ORFS	2	2	
9	135719	CAP-HYD SAE -20 ORFS	2	2	
10	135474	COUPLER - HYDRAULIC, 1/2 IN FEMALE FF	1	1	
	135480	SEAL KIT			
11	146479	SUPPORT-WELDT	1	1	
12	135946	CLAMP PAIR.....	2	2	
13	146474	SUPPORT-HOSE.....	1	1	
14	146553	STAND-HOSE.....	1	1	
15	198927	VALVE-RELIEF			
16	135560	FITTING-ADAPTER HYD CW O-RING.....	1	1	
17	135709	CLAMP-INSULATED 3/4"	1	1	
A	135976	BOLT - HH 1/2 NC X 8 LG GR5 ZP			
B	135491	BOLT - HH M14 X 2 X 35 LG ZP			
C	050186	NUT - FLANGE LOCK SM FACE DT 0.500-13UNC GR5			
D	21567	BOLT -HEX HD .375-16UNC X 0.75 LG			
E	21564	BOLT-HH 7/16 NC X 1.75 LG GR 5 ZP			
F	18652	WASHER - REG. LOCK 7/16 IN. NOM. ID ZP			
G	30228	NUT - FLANGE DT SMOOTH FACE 0.375-16UNC			
H	135157	SCREW - MACHINE			
J	21472	BOLT - RHSN 3/8 NC X 0.75 GR 5 ZP			

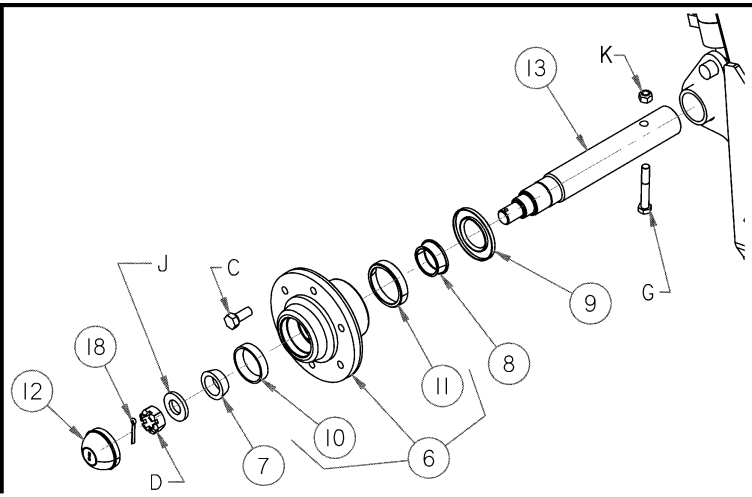
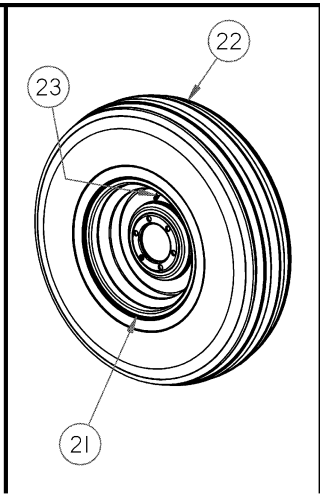
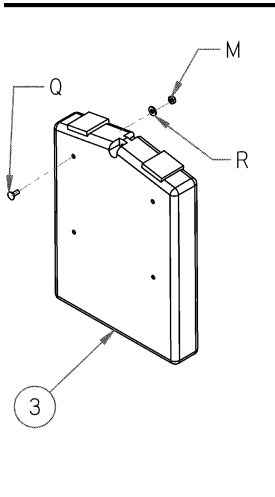
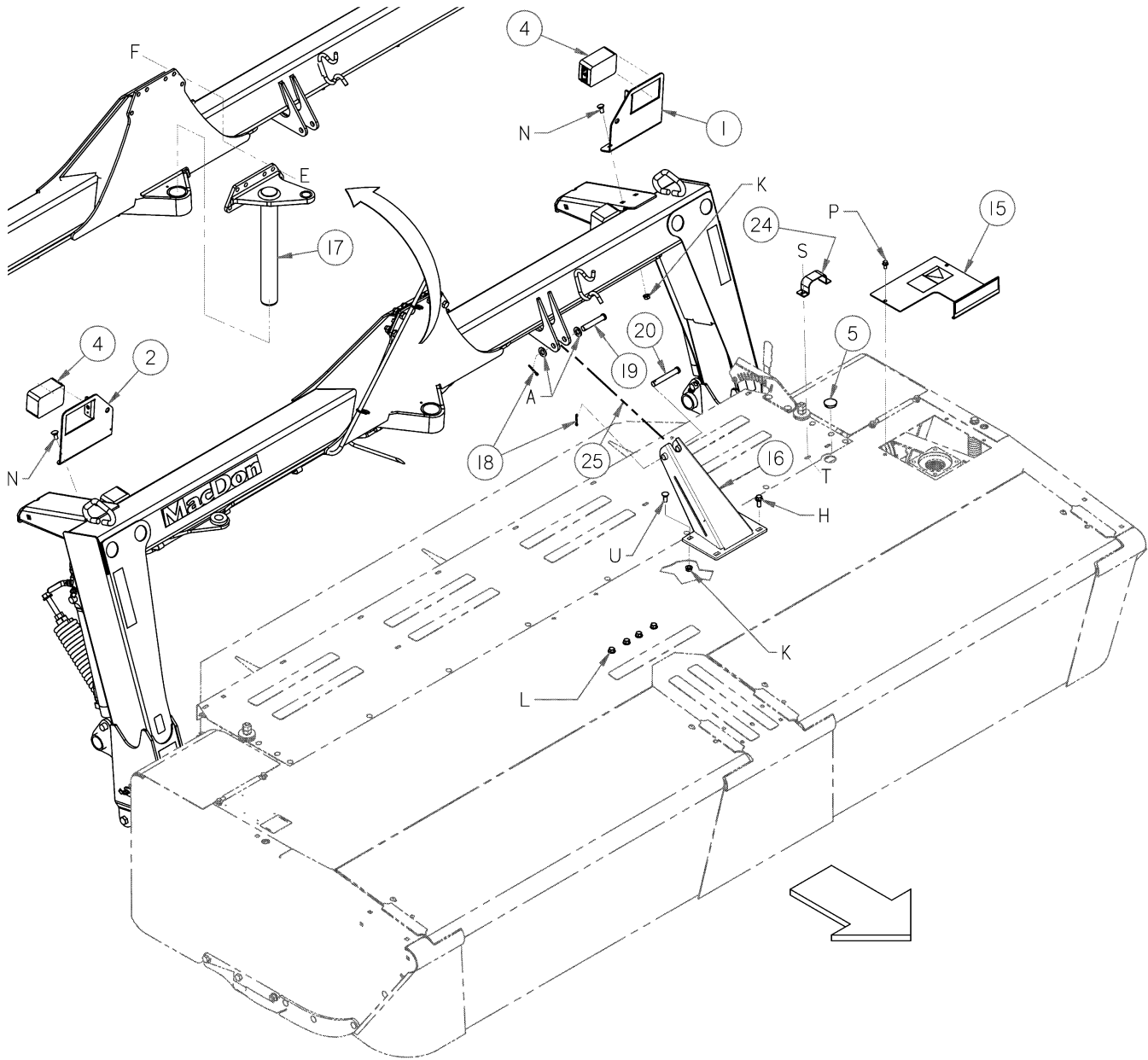
SP COMPLETION



SP COMPLETION

REF	PART NUMBER	DESCRIPTION	QTY		SERIAL NUMBER
			16FT	19FT	
1	198097	WELDT – ANCHOR	1	1	
2	137699	USS HARDENED FLAT WASHER - 1/2 NOM. ID	6	6	
3	49341	PIN-CLEVIS	1	1	
4	18609	PIN-COTTER 1/4 DIA X 2 ZP	1	1	
5	198103	SHIELD – LH	1	1	
6	236783	BRACKET - SWATH BAFFLE	1	1	
7	198104	SHIELD – RH	1	1	
8	013125	PIN – HAIR	2	2	
9	135408	PIN – CLEVIS	2	2	
10	149342	BUSHING – RUBBER	4	4	
11	150454	PAD- RUBBER	2	2	
12	150664	MEMBER- BOOT C/W BUSHINGS – RH	1	1	
13	150665	MEMBER - BOOT C/W BUSHINGS – LH	1	1	
14	146250	BAFFLE FIN – LH	2	2	
15	146420	BAFFLE FIN – RH	2	2	
16	236785	SHIELD – SWATH BAFFLE	1	1	
17	150392	HANDLE	1	1	
18	146070	PLATE – BAFFLE	2	2	
19	50193	PIN – LYNCH	1	1	
20	11847	PIN – CLEVIS	1	1	
21	157549	SUPPORT – BAFFLE	2	2	
A	50009	BOLT - HH 1/2 NC X 7.0 LG GR 5 ZP			
B	18770	WASHER - FLAT			
C	18603	WASHER - SAE FLAT 1 1/16 ID X 2.0 IN OD ZP			
D	21383	NUT - FLANGE .500-13UNC (SERR FACE)			
E	21567	BOLT -HEX HD .375-16UNC X 0.75 LG			
F	30228	NUT - FLANGE DT SMOOTH FACE 0.375-16UNC			
G	21066	BOLT - RHSN 1/2 NC X 1 GR 5 ZP			
H	21449	BOLT - HH FLG (SERR FACE) 1/2 NC X 1.0 GR 5 ZP			
J	50186	NUT - FLANGE LOCK SM FACE DT 0.500-13UNC GR5			
K	30743	BOLT - HH 3/4 NC X 6.0 LG GR 5 ZP			
L	135576	BOLT - HH 3/4 NC X 7.0 LG GR 5 ZP			
M	135367	NUT - FLANGE DT SMTH FACE 0.75-10 UNC GR. G			
N	18601	WASHER - SAE FLAT 13/16 ID X 1.5 IN OD ZP			
P	021582	BOLT - HH 5/8 NC X 1.75 LG GR5 ZP			
Q	050225	NUT - FLANGE DT SMOOTH FACE .625-11UNC			
R	18600	WASHER - SAE FLAT 21/32 ID X 1 5/16 IN OD ZP			
S	21863	BOLT – RHSSN 3/8 NC X 0.75 GR 5 ZP			
T	18963	WASHER - FLAT			
U	21821	BOLT – HH FLG (SERR FACE) 3/8 NC X 0.75 GR 5 ZP			
V	21471	BOLT- RHSN 1/2 NC X 1.25 GR 5 ZP			
W	21102	BOLT HH - 3/8 NC X 2.5 LG GR 5 ZP			
X	5113	WASHER – FLAT – use as required for shimming			
Y	112130	WASHER - FLAT			
Z	30512	BOLT – HH /4 NC X 2.0 LG GR 5 ZP			

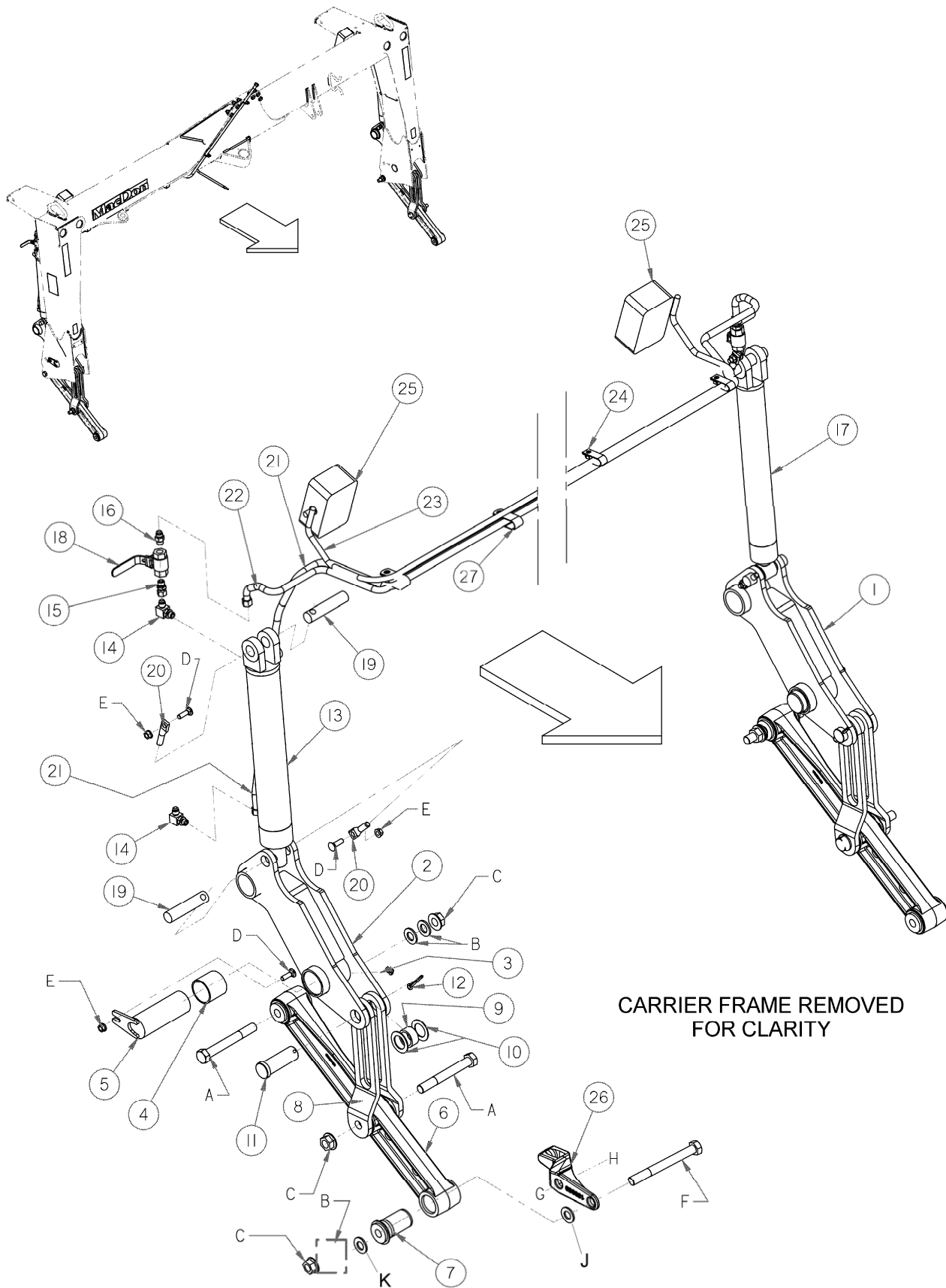
CARRIER ASSEMBLY



CARRIER ASSEMBLY

REF	PART NUMBER	DESCRIPTION	QTY		SERIAL NUMBER
			16FT		
1	150996	ASSEMBLY - LIGHT BRACKET – LH 16'	1		
2	150997	ASSEMBLY - LIGHT BRACKET – RH 16'	1		
3	118234	CASE-MANUALS	1		
4	120416	LAMP-AMBER.....	2		
	NSS	REPLACEMENT BULB #1156 – see retailer			
	160359	LENS – AMBER, replacement			
5	135613	PLUG - PLASTIC SNAP-IN.....	1		
6	140246	HUB C/W BEARING CUPS (Items 9 & 10) & GREASE FITTING	2		
7	30702	BEARING – CONE.....	2		
8	140247	BEARING CONE ROLLER	2		
9	140248	SEAL-GREASE.....	2		
10	30701	OUTER CUP	2		
11	140249	INNER CUP.....	2		
12	140250	CAP-DUST	2		
13	236223	SPINDLE 16'	2		
15	150662	SHIELD - LH C/W DECAL 16'	1		
16	194910	SUPPORT -PT ROTARY CENTER LINK	1		
17	194419	HITCH PIN WELDMENT	1		
18	18608	PIN-COTTER 3/16 DIA X 1.5 ZP	2		
19	18629	PIN – CLEVIS.....	1		
20	103579	PIN – CLEVIS.....	1		
21	30890	WHEEL – 15 x 10 LB WHITE.....	2		
22	30889	TIRE – 31 x 13-5-15 NHS, 8 ply, TERRA - RIB	2		
23	21153	STEM-TIRE VALVE ASSEMBLY #TR-415.....	2		
24	194169	CLAMP – HOSES – 16' only	1		
25	REF	See Mechanical or Hydraulic Header Angle Kit pages			
A	18601	WASHER - SAE FLAT 13/16 ID X 1.5 IN OD ZP			
C	18916	BOLT - 90° WHEEL 9/16 NF X 1.75 OL			
D	19878	NUT - HEX SLOTTED 1.00-14UNF			
E	135340	BOLT - HH 5/8 NC X 1.75 LG GR 8 ZP			
F	135341	NUT - FLANGE DT SMOOTH FACE .625-11UNC GR. G			
G	30011	BOLT - HH 1/2 NC X 3.25 LG GR 5 ZP			
H	30368	BOLT - HH FLG (SERR FACE) 1/2 NC X 1.25 GR 5 ZP			
J	31774	WASHER - FLAT			
K	50186	NUT - FLANGE LOCK SM FACE DT 0.500-13UNC GR5			
L	105066	BOLT - HH FLG (SERR FACE) 1/2 -NC X 0.75 GR 5 ZP			
M	18724	NUT-HEX LOCK DT 1/4-20 UNC ZP			
N	21066	BOLT - round head square neck 1/2 NC X 1 GR 5 ZP			
P	21821	BOLT - HH FLG (SERR FACE) 3/8 NC X 0.75 GR 5 ZP			
Q	30242	BOLT - round head square neck 1/4 NC X 0.625 GR 5 ZP			
R	18596	WASHER - SAE FLAT 9/32 ID X 5/8 IN OD ZP			
S	21863	BOLT – round head short square neck 3/8 x 3/4			
T	30228	NUT- flange, 3/8 -16 unc, zn pl, gr 5,			
U	21471	BOLT – round head short square neck 1/2 x 1.25 GR 5 ZP			

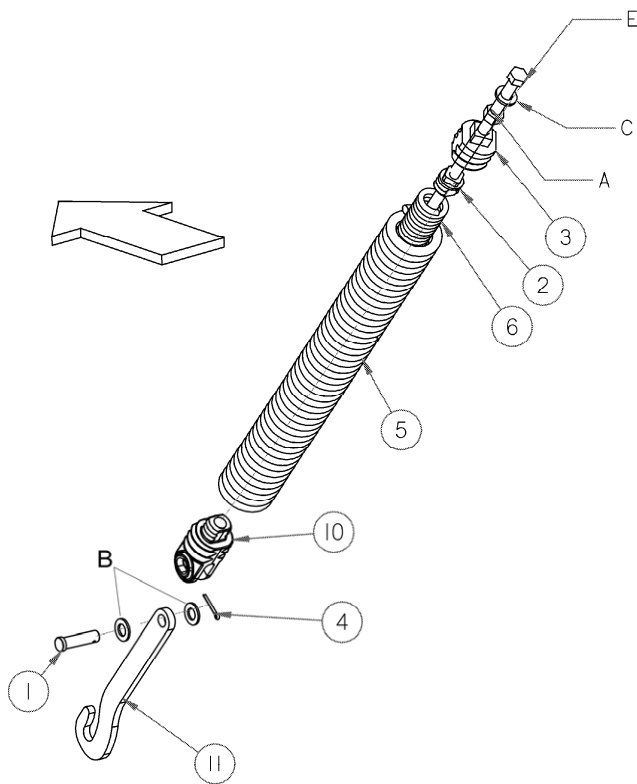
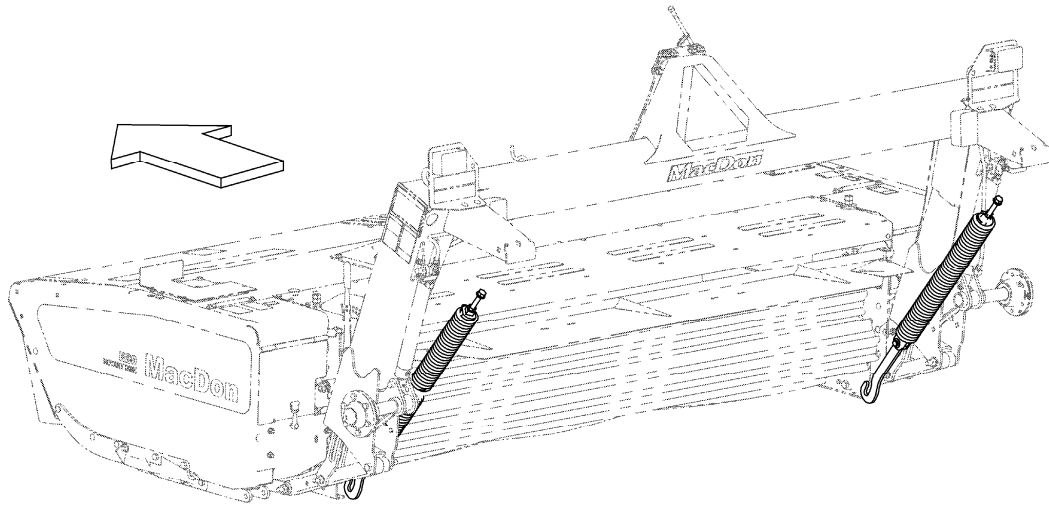
CARRIER FRAME COMPONENTS



CARRIER FRAME COMPONENTS

REF	PART NUMBER	DESCRIPTION	QTY		SERIAL NUMBER
			16FT		
1	236212	ARM - LH , Includes items 3, 4.....	1		
2	236218	ARM - RH, includes items 3, 4.....	1		
3	18671	FTG - LUBE 1/4 - 28 UNF, 90°.....	2		
4	25579	BUSHING-STEEL.....	4		
5	148078	PIN - WELDT - WHEEL ARM.....	2		
6	149820	ARM C/W BUSHINGS.....	2		
7	149342	BUSHING - RUBBER.....	6		
8	146240	ARM-LINK, LH.....	2		
	146241	ARM-LINK, RH.....	2		
9	150298	SPACER.....	2		
10	136174	WASHER.....	4		
11	135414	PIN - CLEVIS.....	2		
12	18609	PIN-COTTER 1/4 DIA X 2 ZP.....	2		
13	150306	CYLINDER - HYDRAULIC.....	1		
	150339	SEAL KIT.....	1		
14	30282	FITTING - ELBOW 90° HYD.....	3		
15	135015	FITTING - ADAPTER HYD.....	2		
16	15903	FITTING - CONNECTOR HYD.....	2		
17	150307	CYLINDER - 2.0 X 13.....	1		
	150338	SEAL KIT.....	1		
18	148852	VALVE-BALL.....	2		
19	142376	PIN - CYLINDER.....	4		
20	112624	RETAINER-PIN.....	4		
21	148961	HOSE - LIFT.....	1		
22	148962	HOSE - LIFT.....	1		
23	150971	HARNESS - WIRING.....	1		
24	103738	CLAMP - DOUBLE HOSE INSULATED, 13/16".....	4		
25	171093	LIGHT - RED TAIL.....	2		
	NSS	REPLACEMENT BULB - #1157 - see retailer			
	160358	LENS - RED, replacement			
	160360	LENS - BLACK, replacement			
26	150959	HOOK - SPRING.....	2		
27	50022	CLAMP - INSULATED - 15/16.....	3		
A	135577	BOLT - HH 3/4 NC X 6.0 LG GR 8 ZP			
B	18601	WASHER - SAE FLAT 13/16 ID X 1.5 IN OD ZP			
C	135367	NUT - FLANGE DT SMTH FACE 0.75-10 UNC GR. G			
D	19966	BOLT - round head square neck 3/8 NC X 1.25 LG GR 5 ZP			
E	30228	NUT - FLANGE DT SMOOTH FACE 0.375-16UNC			
F	30906	BOLT - HH 3/4 NC X 7.5 LG GR 5 ZP			
G	135004	BOLT - HH 3/4 NC X 1.5 LG GR 5 ZP			
H	135490	NUT-HEX, HEAVY 3/4 - 10 UNC GR 5 ZP			
J	6647	WASHER - FLAT			
K	5113	WASHER - FLAT			

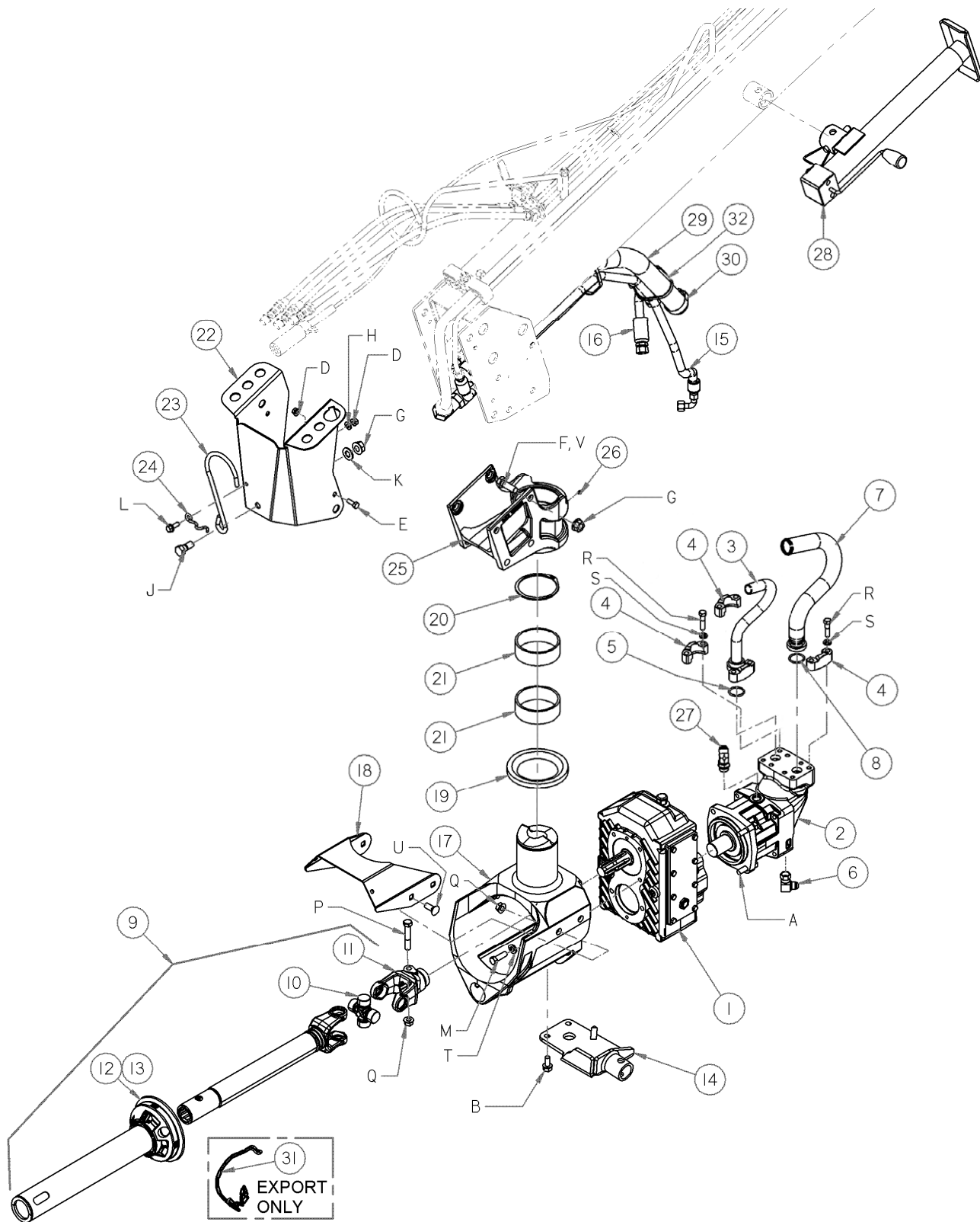
CARRIER SPRINGS



CARRIER SPRINGS

REF	PART NUMBER	DESCRIPTION	QTY		SERIAL NUMBER
			16FT		
1	30463	PIN – CLEVIS.....	4		
2	41357	INSERT- MACH	2		
3	41358	INSERT - SPRING MACH.....	2		
4	18608	HAIR PIN.....	4		
5	112694	SPRING – EXTENSION.....	2		
6	112886	SPRING-EXTENSION, 3/8 WIRE	2		
10	156213	INSERT-SPRING, YOKE	2		
11	194177	ARM – LINK	2		
A	18593	NUT - HEX 3/4 - 10 UNC GR 5 ZP			
B	18601	WASHER - SAE FLAT 13/16 ID X 1.5 IN OD ZP			
C	21540	WASHER - HARDENED			
E	153291	BOLT - HEX HD 0.75 -10UNC X 20.5 TFL GR 5			

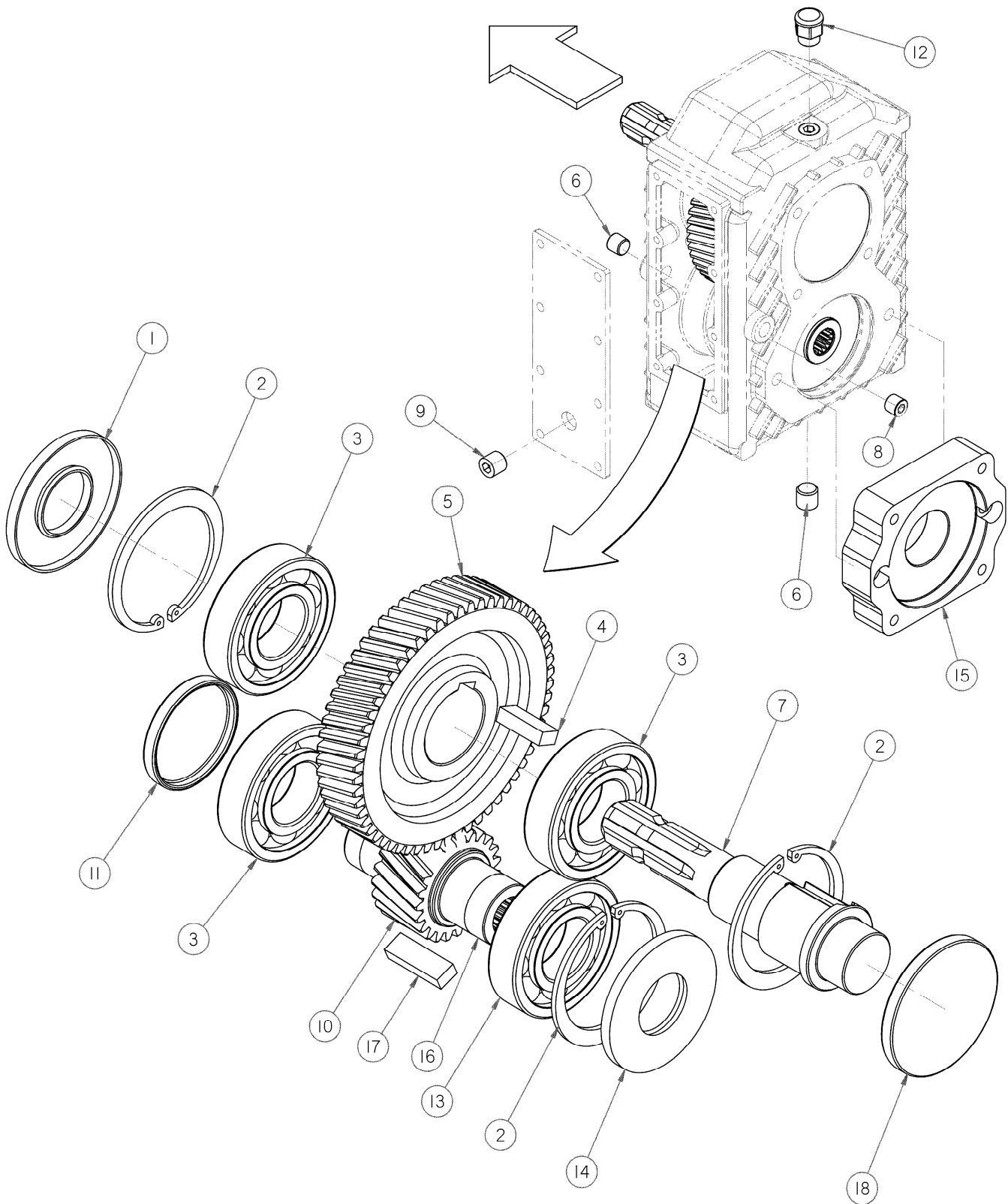
HITCH HYDRAULIC DRIVE 2012 and PRIOR



HITCH HYDRAULIC DRIVE 2012 and PRIOR

REF	PART NUMBE R	DESCRIPTION	QTY		SERIAL NUMBER
			16FT		
1	194039	DRIVE – GEARBOX, see following pages for service parts.....	1		
2	194073	PUMP - BENT AXIS PISTON.....	1		
	194183	SEAL KIT.....	1		
3	146394	FITTING -ADAPTER-HYDRAULIC - PRESSURE.....	1		
4	194043	FLANGE - HALF SPLIT, ¾.....	4		
5	112868	O-RING.....	1		
6	30314	FITTING - ELBOW 90° HYD.....	1		
7	146395	ADAPTER - SUCTION.....	1		
8	112868	O-RING.....	1		
9	146351	DRIVELINE – MAIN, Incl. items 10-13. c/w Decal, North America.....	1		
	194525	DRIVELINE – MAIN, Incl. items 10-13. c/w Decal & shield chain, Export only.....	1		
10	150886	CROSS.....	1		
11	150887	YOKE.....	1		
12	150888	DRIVELINE SHIELD.....	1		
13	150889	SHIELD REPAIR KIT.....	1		
14	150692	BRACKET WELDMENT.....	1		
15	194104	HOSE - CASE.....	1		
16	146404	HOSE - HIGH PRESSURE.....	1		
17	150630	PIVOT – MACHINING.....	1		
18	194531	GUARD.....	1		
19	150634	WASHER – THRUST.....	1		
20	30884	RING - EXT RETAINING.....	1		
21	150633	BUSHING - 102 I.D. X 111 O.D. X 38 LONG.....	2		
22	194202	CHANNEL.....	1		
23	150135	HOOK.....	1		
24	150138	CLIP.....	1		
25	150632	PIVOT – MACHINING.....	1		
26	18671	FITTING - LUBE 1/4 - 28 UNF.....	1		
27	50103	FITTING - CONNECTOR HYD.....	1		
28	140269	JACK.....	1		
29	146405	HOSE – SUCTION.....	1		
30	107037	CLAMP-T BOLT.....	2		
31	194530	CHAIN KIT – driveline shield retainer, includes 2 chains & CE manual, Export.....	1		
32	135981	FEASTENER – VELCRO STRAP – 305mm.....	2		
A	148799	BOLT-HH FLANGE M12 X 1.75 X 45 LG ZP			
B	148800	BOLT-HH FLANGE M12 X 1.75 X 25 LG ZP			
C	21561	BOLT - HEX HD 3/8 NC X 1.5 LG GR 5 ZP			
D	30228	NUT - FLANGE DT SMOOTH FACE 0.375-16UNC			
E	20077	BOLT - HEX HD 3/8 NC X 1.0 LG GR 5 ZP			
F	135955	BOLT SKT BUTTON HD 5/8 NC X 1 ¼ L BLK PL			
G	50225	NUT - FLANGE DT SMOOTH FACE .625-11UNC			
H	18598	WASHER - SAE FLAT 13/32 ID X 13/16 IN OD ZP			
J	48050	BOLT - SHOULDER .625-11UNC			
K	18600	WASHER - SAE FLAT 21/32 ID X 1 5/16 IN OD ZP			
L	21975	BOLT - HH FLG (SERR FACE) 3/8 NC X 1.0 GR 5 ZP			
M	184669	BOLT-HH M12 X 1.75 X 40 LG ZP			
N	150777	WASHER ASSEMBLY - SPHERICAL 12 MM			
P	21560	BOLT - HH 1/2 NC X 3.0 LG GR 5 ZP			
Q	50186	NUT - FLANGE LOCK SM FACE DT 0.500-13UNC GR5			
R	21564	BOLT - HEX HD 7/16 NC X 1.75 LG GR 5 ZP			
S	18652	WASHER -REG. LOCK 7/16 IN. NOM. ID ZP			
T	30636	WASHER - FLAT			
U	21471	BOLT – round head square neck, ½ NC x 1 1/4			
V	120901	WASHER - HARDENED			

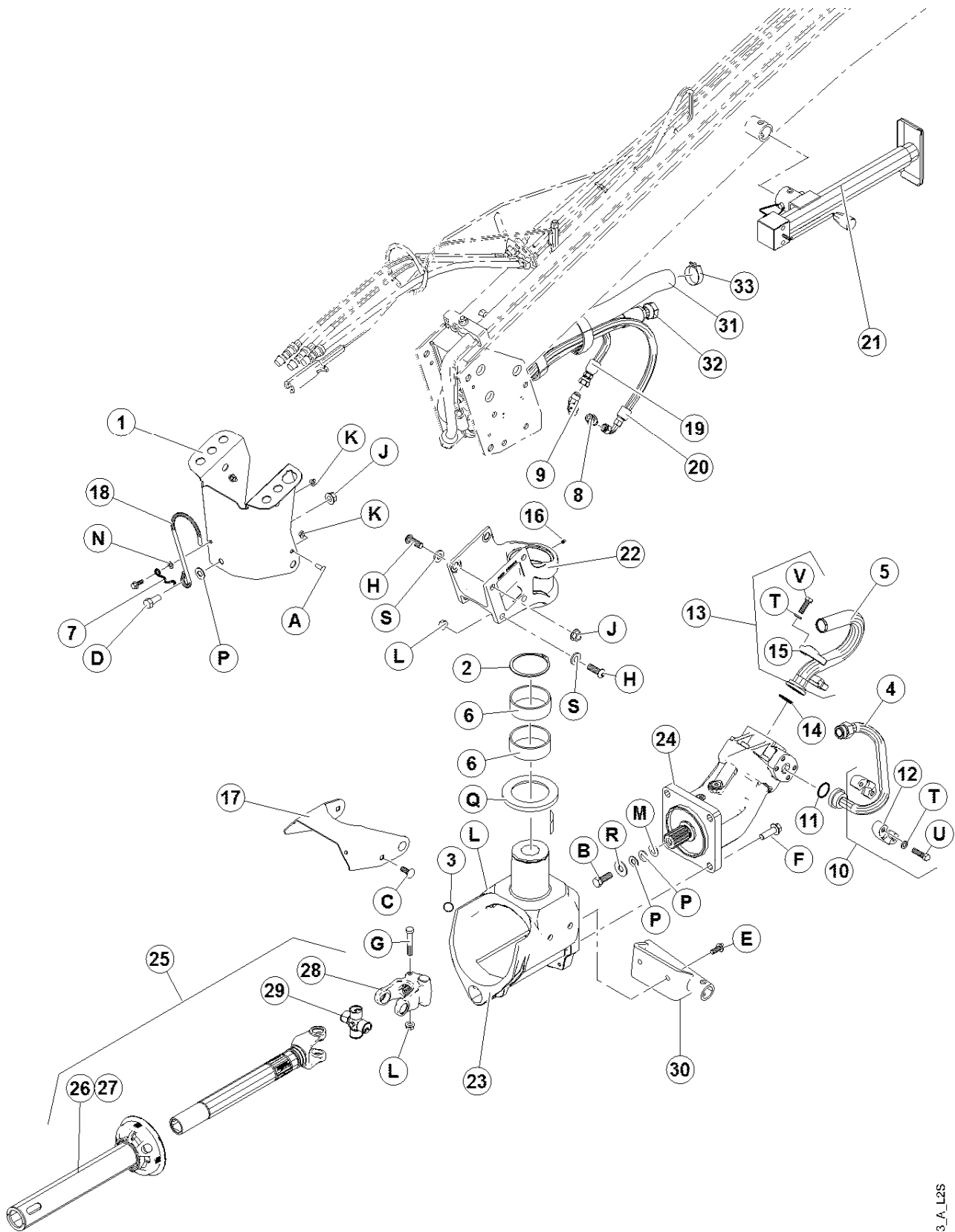
HITCH DRIVE GEARBOX 2012 and PRIOR



HITCH DRIVE GEARBOX 2012 and PRIOR

REF	PART NUMBER	DESCRIPTION	QTY		SERIAL NUMBER
			16FT		
1	150857	SEAL	1		
2	150858	RING	3		
3	150859	BEARING	3		
4	150860	KEY – for upper shaft and gear connection	1		
5	194185	GEAR	1		
6	150862	FITTING – PLUG, 1/2" GAS	2		
7	150863	SHAFT	1		
8	150864	FITTING – PLUG, 3/8" GAS	2		
9	150865	INDICATOR - OIL LEVEL	1		
10	194186	GEAR	1		
11	150867	CAP	1		
12	150868	BREATHER	1		
13	150869	BEARING	1		
14	150870	SEAL	1		
16	194211	SHAFT - LOWER	1		
17	194212	KEY – for lower shaft and gear connection	1		
18	111284	CAP	1		

HITCH HYDRAULIC DRIVE

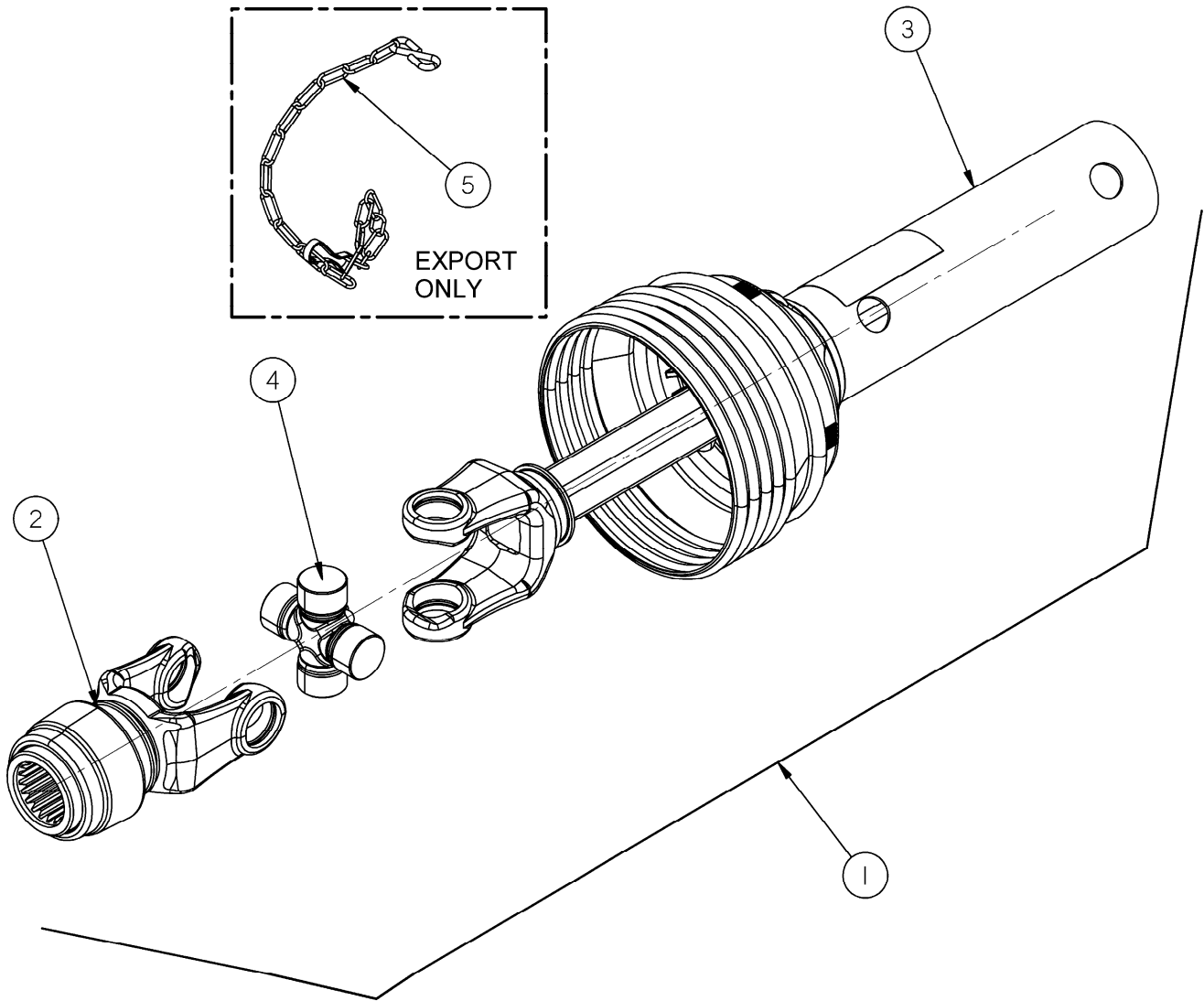


198653_A_L2S

HITCH HYDRAULIC DRIVE

REF	PART NUMBER	DESCRIPTION	QTY		SERIAL NUMBER
			16FT		
1	194202	COVER – HITCH	1		
2	30884	RING - EXT RETAINING	1		
3	135554	O-RING	3		
4	146745	ADAPTER- TUBE FITTING PRESSURE	1		
5	146760	ADAPTER- TUBE FITTING SUCTION	1		
6	150633	BUSHING - 102 I.D. X 111 O.D. X 38 LONG	2		
7	150138	CLIP	1		
8	21881	FITTING - ADAPTER HYD	1		
9	50103	FITTING - ELBOW 45° HYD CW O – RING	1		
10	135881	FLANGE - SPLIT - 1.25" CODE 62 C/W HARDWARE	1		
11	194041	O-RING-1.484 IN. ID X 0.139 IN. WALL.....			
12	135875	FLANGE - HALF SPLIT			
13	156907	FLANGE - SPLIT - 1.5 IN. CODE 61 C/W HARDWARE	1		
14	135400	O-RING - 1.859 IN. ID X 0.139 IN. WALL.....			
15	136106	FITTING - HYD HOSE 90° SHT DROP FEM SWIVEL 37°.....			
16	18671	FTG - LUBE 1/4 - 28 UNF	1		
17	194531	GUARD	1		
18	150135	HOOK	1		
19	198547	HOSE – DRAIN	1		
20	198546	HOSE – DRAIN	1		
21	140269	JACK	1		
22	150632	PIVOT – MACHINING	1		
23	198470	PIVOT-PULL TYPE MOCO HITCH	1		
24	196495	PUMP-BENT AXIS	1		
	236534	SEAL KIT.....			
25	196476	DRIVELINE - MAIN, 1.75" SPLINE SHAFT	1		
26	150889	SHIELD REPAIR KIT.....	1		
27	150888	DRIVELINE SHIELD.....	1		
28	236511	YOKE.....	1		
29	150886	CROSS	1		
30	142961	SUPPORT.....	1		
31	146405	HOSE – SUCTION.....	1		
32	146404	HOSE – PRESSURE	1		
33	107037	CLAMP	1		
A	20077	BOLT - HEX HD 3/8 NC X 1.0 LG GR 5 ZP			
B	21582	BOLT - HH 5/8 NC X 1.75 LG GR5 ZP			
C	21471	BOLT - RHSN 1/2 NC X 1.25 GR 5 ZP			
D	48050	BOLT - SHOULDER .625-11UNC			
E	148798	BOLT-HEX FLG HD ISO 4162			
F	136101	BOLT-HEX FLG HD TFL ISO 4162			
G	21560	BOLT-HEX HD SAE J429			
H	135955	BOLT-SKT BUTTON HD 5/8 NC X 1.75 L BLK PL			
J	50225	NUT - FLANGE DT SMOOTH FACE .625-11UNC			
K	30228	NUT - FLANGE DT SMOOTH FACE 0.375-16UNC			
L	50186	NUT - FLANGE LOCK SM FACE DT 0.500-13UNC GR5			
M	124767	WASHER - HARDENED			
N	18598	WASHER - SAE FLAT 13/32 ID X 13/16 IN OD ZP			
P	18600	WASHER - SAE FLAT 21/32 ID X 1 5/16 IN OD ZP			
Q	150634	WASHER - THRUST			
R	184600	WASHER-FLAT			
S	120901	WASHER-FLAT HARDENED 5/8 IN. NOMINAL (L9)			
T	18638	WASHER - REG. LOCK 1/2 IN. NOM. ID ZP			
U	21565	BOLT - HH 1/2 NC X 1.75 LG GR 5 ZP			
V	18723	BOLT - HH 1/2 NC X 1.5 LG TFL GR 5 ZP			

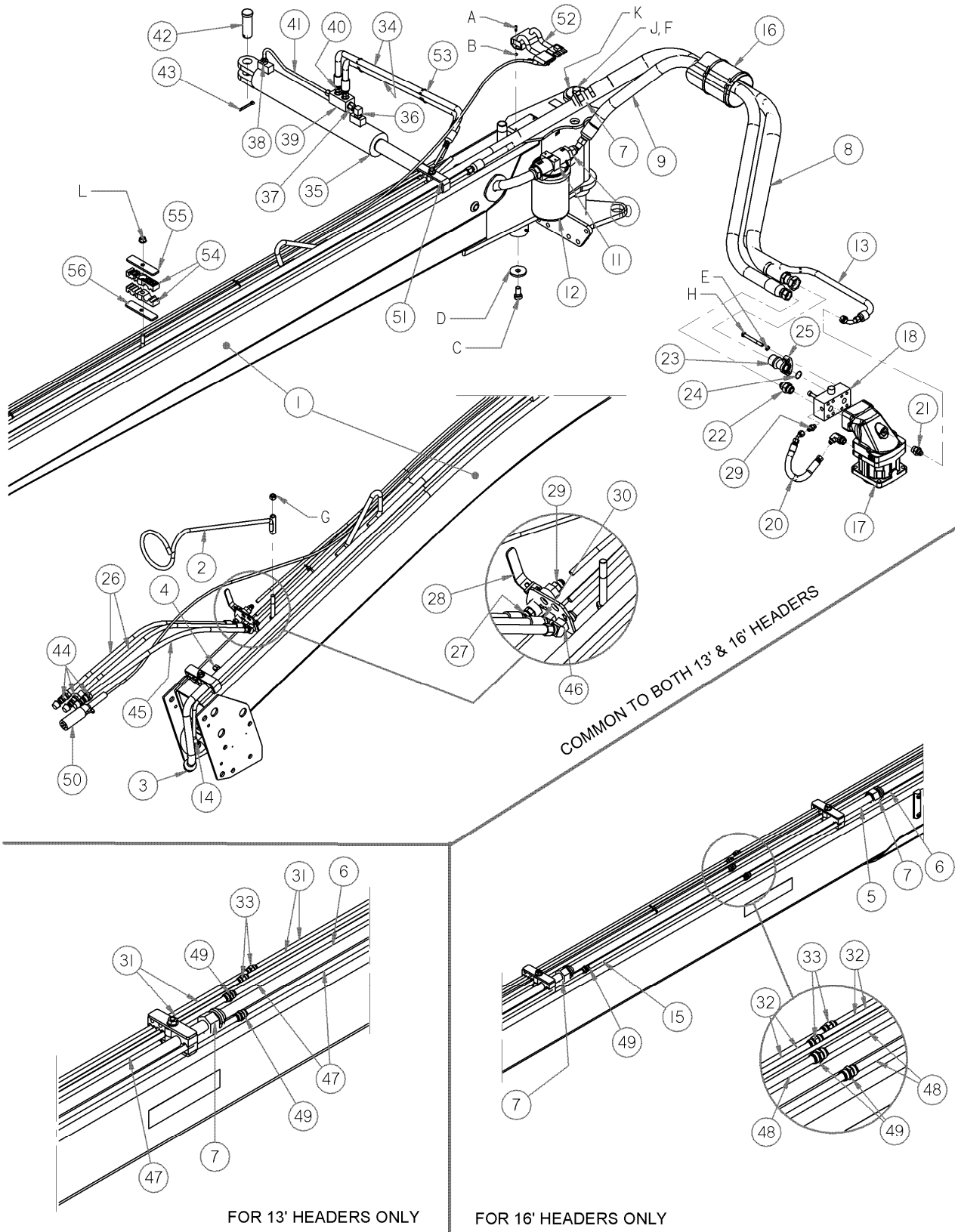
DRIVELINES



FRONT HALF DRIVELINES

REF	PART NUMBER	DESCRIPTION	QTY		SERIAL NUMBER
			16FT		
DRIVELINE - 1.75 IN 20 T FRONT HALF – FOR 3PT HITCH					
1	146555	DRIVELINE, c/w decals – North America.....	1		
	146574	DRIVELINE, c/w decals & shield chain – Export.....	1		
2	150890	YOKE	1		
	150891	YOKE REPAIR KIT	1		
3	146556	SHIELD, c/w decal	1		
	150889	SHIELD REPAIR KIT	1		
4	150886	CROSS.....	1		
5	194530	CHAIN KIT – driveline shield retainer, Export Only..... Includes 2 chains, decal and CE manual	AR		
DRIVELINE - 1.375 IN 21 T FRONT HALF– FOR 3PT HITCH					
1	196141	DRIVELINE, c/w decals – North America.....	1		
	146367	DRIVELINE, c/w decals & shield chain – Export.....	1		
2	150893	YOKE	1		
	133632	YOKE REPAIR KIT	1		
3	146352	SHIELD, c/w decal	1		
	150889	SHIELD REPAIR KIT	1		
4	150886	CROSS.....	1		
5	194530	CHAIN KIT – driveline shield retainer, Export Only..... Includes 2 chains, decal and CE manual	AR		
DRIVELINE - 1.75 IN 20T FRONT HALF–STD DRAWBAR HITCH					
1	150049	DRIVELINE, c/w decals – North America.....	1		
	194527	DRIVELINE, c/w decals & shield chain – Export.....	1		
2	150890	YOKE	1		
	150891	YOKE REPAIR KIT	1		
3	150892	SHIELD, c/w decal	1		
	150889	SHIELD REPAIR KIT	1		
4	150886	CROSS.....	1		
5	194530	CHAIN KIT – driveline shield retainer, Export Only..... Includes 2 chains and CE manual	AR		
DRIVELINE - 1.375 IN 21T FRONT HALF–STD DRAWBAR HITCH					
1	150620	DRIVELINE, c/w decals – North America.....	1		
	194526	DRIVELINE, c/w decals & shield chain – Export.....	1		
2	150893	YOKE	1		
	133632	YOKE REPAIR KIT	1		
3	150895	SHIELD, c/w decal	1		
	150889	SHIELD REPAIR KIT	1		
4	150886	CROSS.....	1		
5	194530	CHAIN KIT – driveline shield retainer, Export Only..... Includes 2 chains and CE manual	AR		

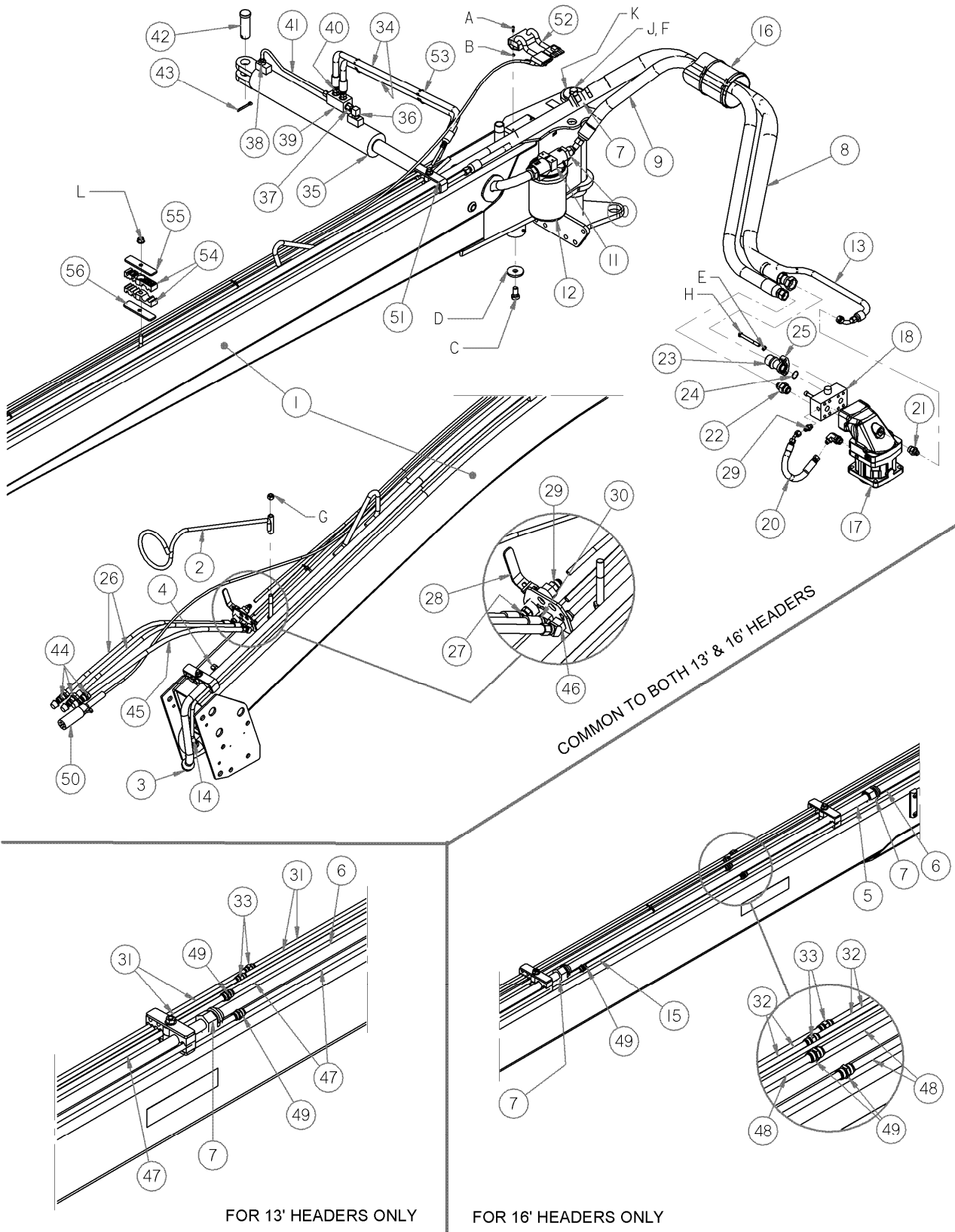
HITCH HYDRAULICS & ELECTRICAL



HITCH HYDRAULICS & ELECTRICAL

REF	PART NUMBER	DESCRIPTION	QTY		SERIAL NUMBER
			16FT		
1	REF	HITCH ASSEMBLY	1		
2	150287	ARM WELDMENT	1		
3	150732	LINE – HYDRAULIC	1		
4	30813	CAP - 3/8 " TUBE	1		
5	150713	LINE – HYDRAULIC	1		
6	150714	LINE – HYDRAULIC	1		
7	135554	O-RING	3		
8	150715	HOSE - HIGH PRESSURE	1		
9	194097	HOSE – RETURN	1		
10	135619	FITTING - CONNECTOR HYD	1		
11	151974	FILTER HEAD 1 5/8"-12 SAE (#20).....	1		
12	151975	FILTER ELEMENT 10 MICRON NOMINAL	1		
13	194103	HOSE – DRAIN.....	1		
14	150123	LINE – HYDRAULIC	1		
15	194004	LINE – HYDRAULIC	1		
16	150311	SLEEVE	1		
17	194100	MOTOR – HYDRAULIC (2012 and prior).....	1		
	194184	SEAL KIT	1		
	198610	MOTOR – HYDRAULIC (2013)	1		
	236535	SEAL KIT	1		
18	194101	VALVE – c/w hardware - See next page for service parts (2012 and prior).....	1		
	226634	VALVE – c/w hardware - (2013).....	1		
	150595	O-RING	2		
	236684	VALVE – CHECK	1		
	236538	VALVE –RELEIF	1		
19	135352	FITTING - ELBOW 90° HYD	1		
20	194094	HOSE – DRAIN.....	1		
21	21881	FITTING - ADAPTER HYD	1		
22	21830	FITTING - CONNECTOR HYD	1		
23	135550	FITTING - 3/4 IN CD 62 X # 16 MALE ORS C/W O-RING	1		
24	150595	O-RING (2 included with valve, item 18	3		
25	194026	FLANGE - HALF SPLIT 3/4 IN. - CODE 62	2		
26	148968	HOSE	2		
27	30284	FITTING - ELBOW 45° HYD CW O-RING	1		
28	148852	VALVE-BALL	1		
29	15903	FITTING - CONNECTOR HYD	2		
30	150256	FITTING - ELBOW - BULKHEAD UNION HYD	1		
31	150104	LINE – HYDRAULIC, 13FT header only	-		
32	150476	LINE – HYDRAULIC	4		
33	30375	FITTING - UNION HYD.....	2		
34	150101	HOSE.....	2		
35	149829	CYLINDER - HYDRAULIC	1		
	150331	SEAL KIT , 13FT header only	-		
36	30283	FITTING - ELBOW HYD	1		
37	135015	FITTING - ADAPTER HYD	1		
38	21804	FITTING - CONNECTOR HYD	1		
39	148851	VALVE-PRESSURE BALANCE	1		
40	15903	FITTING - CONNECTOR HYD	3		
41	148918	LINE- HYDRAULIC	1		
42	135414	PIN – CLEVIS	1		
43	18609	PIN-COTTER 1/4 DIA X 2 ZP	1		
44	135563	FITTING - COUPLING HYD.....	3		
45	150075	HOSE	1		
46	150255	FITTING - ELBOW - BULKHEAD UNION HYD	1		
47	150105	LINE – HYDRAULIC, 13FT header only	-		
		Continued on next Page...			

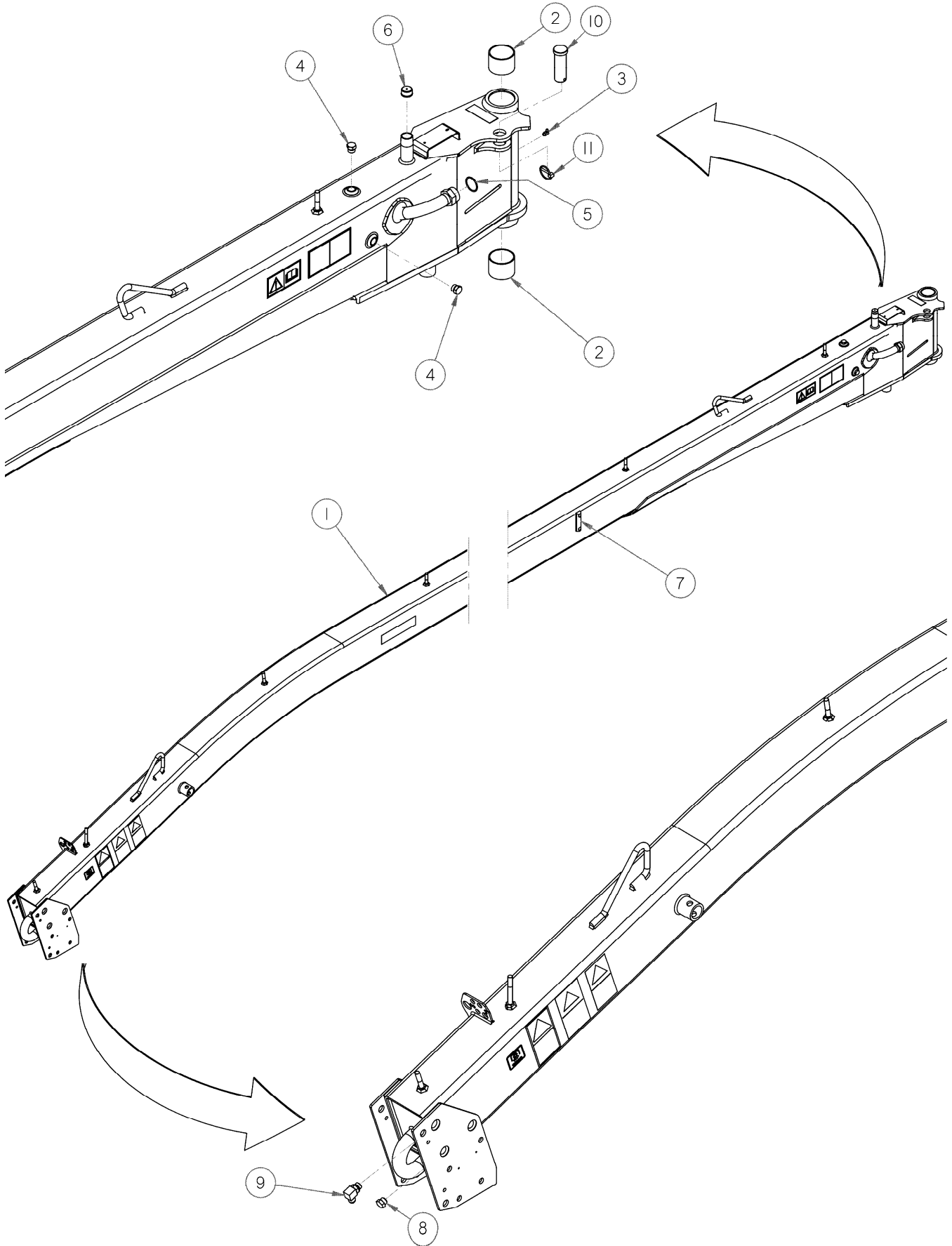
HITCH HYDRAULICS & ELECTRICAL (Continued)



HITCH HYDRAULICS & ELECTRICAL (Continued)

REF	PART NUMBER	DESCRIPTION	QTY		SERIAL NUMBER
			16FT		
48	150475	LINE – HYDRAULIC.....	3		
49	30846	FITTING - UNION HYD.....	3		
50	171069	HARNESS-WIRING, 13FT header only.....	-		
	142965	HARNESS-WIRING.....	1		
51	150899	PLATE.....	2		
52	171068	RELAY-TRANSPORT LIGHTING MODULE.....	1		
53	21763	FASTENER - CABLE TIE BLACK.....	5		
54	149866	CLAMP.....	12		
55	149810	PLATE.....	4		
56	146391	PLATE SPACER.....	2		
A	135020	SCREW-MACHINE			
B	135021	NUT-SPECIAL			
C	135547	BOLT - HH - 5/8 NC X 1.25 LG GR5 ZP WITH PATCH			
D	150093	WASHER			
E	18637	WASHER - REG. LOCK 3/8 IN. NOM. ID ZP			
F	18639	WASHER - REG. LOCK 5/8 IN. NOM. ID ZP			
G	18697	NUT - HEX LOCK DT .500-13UNC			
H	REF	See hardware listed with valve service parts, below			
J	21594	BOLT - HEX HD 0.625 -11UNC X 1.50			
K	49464	WASHER-FLAT			
L	50186	NUT - FLANGE LOCK SM FACE DT 0.500-13UNC GR5			
REF. ITEM 18 – 194101 VALVE – SERVICED COMPONENTS:					
Parker Hannifin Valve					
	194187	VALVE – PRESSURE RELIEF.....	1		
	236393	O-RING – for relief valve.....	1		
	150595	O-RING, item 24.....	2		
	18637	WASHER - REG. LOCK 3/8 IN. NOM. ID ZP.....	4		
Sun Hydraulics Valve					
	150904	VALVE – RELIEF.....	1		
	150906	SEAL KIT – for relief valve 150904			
	150905	VALVE – CHECK.....	1		
	150907	SEAL KIT – for check valve 150905			
	150595	O-RING, item 24.....	2		
	135705	BOLT-SOCKET HEAD, 3/8 - 16 UNC, 3.75 IN LG, BLACK, GR 5.	4		
	21596	BOLT-HEX HEAD, 3/8 NC X 5.0 IN LG, ZN PL, GR 5.....	4		
	18637	WASHER - REG. LOCK 3/8 IN. NOM. ID ZP.....	4		

HITCH ASSEMBLY




HITCH ASSEMBLY

REF	PART NUMBER	DESCRIPTION	QTY		SERIAL NUMBER
			16FT		
1	194476	HITCH ASSEMBLY, 16 FT - includes items 2 - 9 & decals.....	1		
2	107201	BUSHING – SLEEVE	2		
3	21010	FTG - LUBE 90 DEG 1/4 - 28 TAPER THD	1		
4	136140	PLUG - HEX CW O-RING.....	2		
5	50222	O-RING	1		
6	6006	CAP 1 IN. NPT	1		
7	156696	GAUGE-LEVEL	1		
8	44207	PLUG C/W O-RING.....	1		
	44209	O-RING	2		
9	21076	FITTING – ELBOW HYD.....	1		
10	135414	PIN – CLEVIS.....	1		
11	102264	PIN – LYNCH	1		

DECALS, REFLECTORS AND PAINT

WARNING

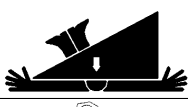
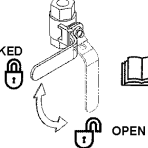




DO NOT GO NEAR LEAKS

- High pressure oil easily punctures skin causing serious injury, gangrene or death.
- If injured, seek emergency medical help. Immediate surgery is required to remove oil.
- Do not use finger or skin to check for leaks.
- Lower load or relieve hydraulic pressure before loosening fittings.

* 44344

DANGER





LOCKED  OPEN 

Rest header on ground or engage hydraulic lockout valves before going under unit. See Operator's Manual

* 170209


DANGER



SHIELD MISSING. DO NOT OPERATE.

* 142909


WARNING



To avoid injury, stop engine before opening power drive system shield. Keep all shields in place.

* 32720

DANGER





ROTATING DRIVELINE

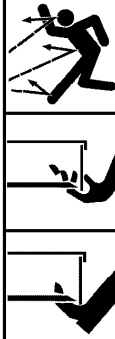
- Stop engine and remove key before opening shield.
- Keep all shields and guards serviced and in place.

Failure to comply will result in death or serious injury.

* 170201

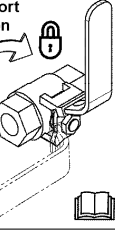
DANGER

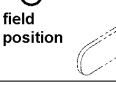


STAY CLEAR ROTATING BLADES

- Contact with blades or thrown objects can result in serious injury or death.
- Do not stand on or near machine when in operation.
- Do not operate with covers or curtains open or removed.
- Shut off tractor and remove key before opening covers.

* 148029

transport position 

field position 

WARNING

BEFORE TOWING


- Charge cylinder with oil.
- Rotate valve handle to lock in transport position.
- Maximum towing speed 20 mph (32 kph).

Failure to comply could result in death or serious injury.

* 142808

HYDRAULIC SYSTEM

Use Tractor Hydraulic/Transmission Fluid
Petro-Canada Duratran, Chevron 1000 THF
or equivalent.




WARNING

DO NOT GO NEAR LEAKS

- High pressure oil easily punctures skin causing serious injury, gangrene or death.
- If injured, seek emergency medical help - Immediate surgery is required to remove oil.
- Do not use finger or skin to check for leaks.
- Lower load or relieve hydraulic pressure before loosening fittings.


* 134070

DANGER



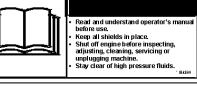
GUARD MISSING DO NOT OPERATE

05




50

WARNING



Read and understand operator's manual before use.
Keep all shields in place.
Shut off engine before inspecting, adjusting, cleaning, servicing or overhauling machine.
Stay clear of high pressure fluids.

25



25


CAUTION

To avoid injury or death from improper or unsafe machine operation:

- Read the Operator's Manual, and follow all safety instructions. If you do not have a manual, obtain one from your dealer.
- Do not allow untrained persons to operate the machine.
- Review safety instructions with all operators annually.
- Ensure that all safety signs are installed and legible.
- Make certain everyone is clear of machine before starting engine and during operation.
- Keep riders off the machine.
- Keep all shields in place, and stay clear of moving parts.
- Disengage header drive, put transmission in neutral and wait for all movement to stop before leaving operator's position.
- Shut off engine and remove key from ignition before servicing, adjusting, lubricating, cleaning, or unplugging machine.
- Engage locks to prevent lowering of header or reel before servicing in the raised position.
- Use slow moving vehicle emblem and flashing warning lights when operating on roadways unless prohibited by law.

* 108843

DANGER




GUARD MISSING DO NOT OPERATE

CAUTION

TO AVOID INJURY AND/OR MACHINE DAMAGE CAUSED BY LOSS OF CONTROL WHEN TRANSPORTING:


- Read Operator's Manual before transporting.
- Ensure the capacity of the towing vehicle is sufficient to maintain control. Do not tow with a vehicle weighing less than 7500 lbs. (3400 kg).
- Place tongue in transport position and engage steering cylinder lock-out valve.
- Raise header and engage both lift cylinder lock-out valves.
- Do not transport at speeds greater than 20 m.p.h. (30 km/h).
- Reduce transport speed for corners and slippery conditions.
- Obey all highway traffic regulations in your area when transporting on public roads.
- Use slow moving vehicle emblem and flashing warning lights unless prohibited by law.

* 142808



IMPORTANT

Torque wheel bolts to 120 ft.lbs. Retorque after first hour of operation.



2012 and PRIOR

18 19 22 23

Form 169459

Rev. E

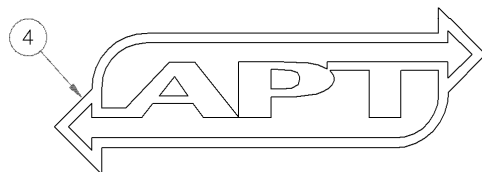
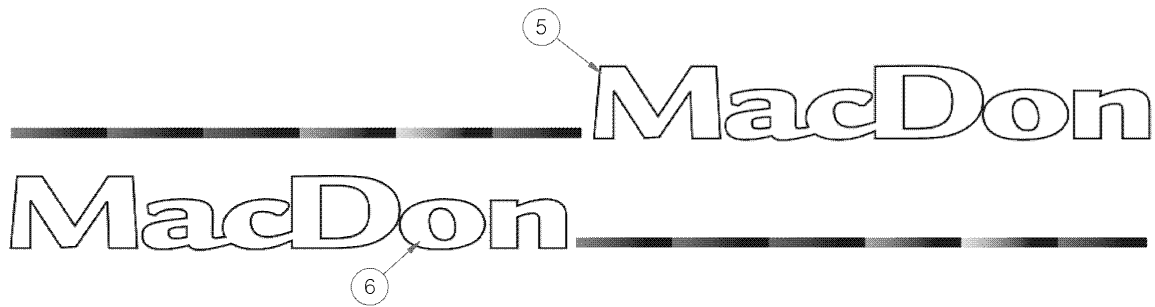
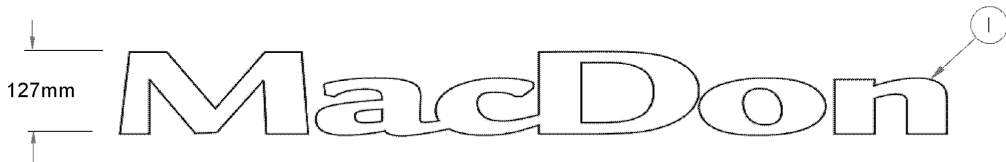


DECALS, REFLECTORS AND PAINT

REF	PART NUMBER	DESCRIPTION	QTY		SERIAL NUMBER
			16FT		
1	44944	DECAL - WARNING			
2	142912	DECAL - CAUTION			
3	115100	DECAL-WARNING			
4	142908	DECAL- WARNING			
5	115145	REFLECTOR - FLOURESCENT RED-ORANGE			
	115146	REFLECTOR-AMBER			
	115147	REFLECTOR-RED			
6	184390	DECAL-READ INSTRUCTION WARNING			
8	142909	DECAL - DANGER			
9	36651	DECAL - DANGER			
10	23165	DECAL - 50 HR LUBE			
11	109843	DECAL - GENERAL CAUTION			
12	171029	DECAL-DANGER			
13	23164	DECAL-25 HR LUBE			
14	32738	DECAL - WARNING			
15	170281	DECAL - DANGER			
16	148829	DECAL - DANGER ROTATING BLADES			
17	134070	DECAL - WARNING			
18	132117	STRIP - ANTI SLIP (450 X 50 MM)			
19	132898	STRIP - ANTI SLIP (450 MM X 80) PULLTYPE ONLY			
20	109207	DECAL-TIE DOWN			
21	115148	DECAL - SMV			
22	150651	DECAL – GAUGE – HYD CENTER LINK			
23	101375	DECAL – IMPORTANT – WHEEL BOLT TORQUE			
24	190546	DECAL – WARNING – SLIPPERY SURFACE – SP ONLY			
25	194021	DECAL – HYDRAULIC OIL			

PAINT

REF	PART NUMBER	DESCRIPTION	QTY.	SERIAL NUMBER
	135148	PAINT – black, spray can (55 – 65 Gloss Level)		
	25991	PAINT – black, 1 litre (55 – 65 Gloss Level)		
	32879	PAINT – white, spray can		
	23957	PAINT – white, 1 litre		
	23950	PAINT – red, spray can		
	32880	PAINT – red, 1 litre		


PRODUCT IDENTIFICATION DECALS



PRODUCT IDENTIFICATION DECALS

REF	PART NUMBER	DESCRIPTION	QTY		SERIAL NUMBER
			16FT	19 FT	
1	150609	DECAL - MACDON, R80 TABLE	1	1	
2	146243	DECAL - LH - END PANEL - R85, 16'	1	-	
	198542	DECAL - LH - END PANEL - R85, 19'	-	1	
3	198543	DECAL - RH - END PANEL - R85, 16'	1	-	
	146242	DECAL - RH - END PANEL - R85, 19'	-	1	
4	150823	DECAL - APT, pulltype only	2	-	
5	142895	DECAL - MACDON L/H Hitch - PULLTYPE	1	-	
6	142896	DECAL - MACDON R/H Hitch - PULLTYPE	1	-	

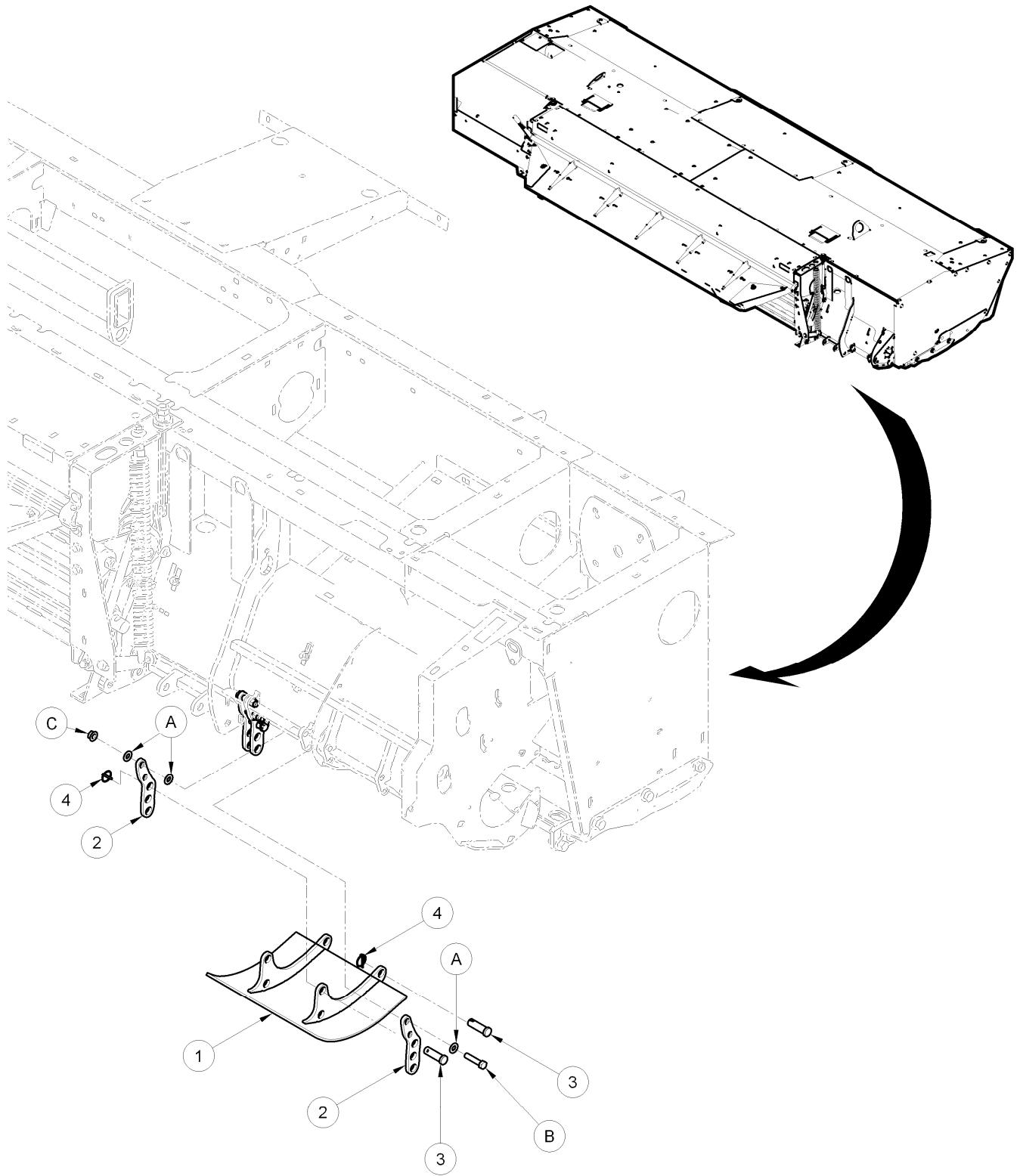
2-PANEL (NON TEXT) DECALS



2-PANEL (NON TEXT) DECALS

REF	PART NUMBER	DESCRIPTION	QTY		SERIAL NUMBER
			16FT		
1	184371	DECAL- CHAIN ENTANGLEMENT			
2	184385	DECAL-KEEP SHIELDS IN PLACE			
3	194463	DECAL-STOP DRIVE 2 PANEL			
4	194465	DECAL-STAND CLEAR BLADES - 2 PANEL			
5	194466	DECAL-STAND CLEAR THROWN OBJECTS - 2 PANEL			
6	171281	DECAL – HOT FLUID UNDER PRESSURE			
7	113482	DECAL - GENERAL HAZARD			
8	194464	DECAL-SHUT DOWN FOR SERVICE - 2 PANEL			
9	194462	DECAL-INSTALL LOCK 2 PANEL			
10	174436	DECAL - HIGH PRESSURE FLUID			
11	171280	DECAL-LOCK PT HYDRAULIC FOR TRANSPORT			
12	194468	DECAL - 1000 RPM			
13	194521	DECAL - DRIVELINE - CE			
14	184386	DECAL-PINCH POINT			
15	190546	DECAL – SLIPPERY SURFACE, 2 PANEL – SP ONLY			

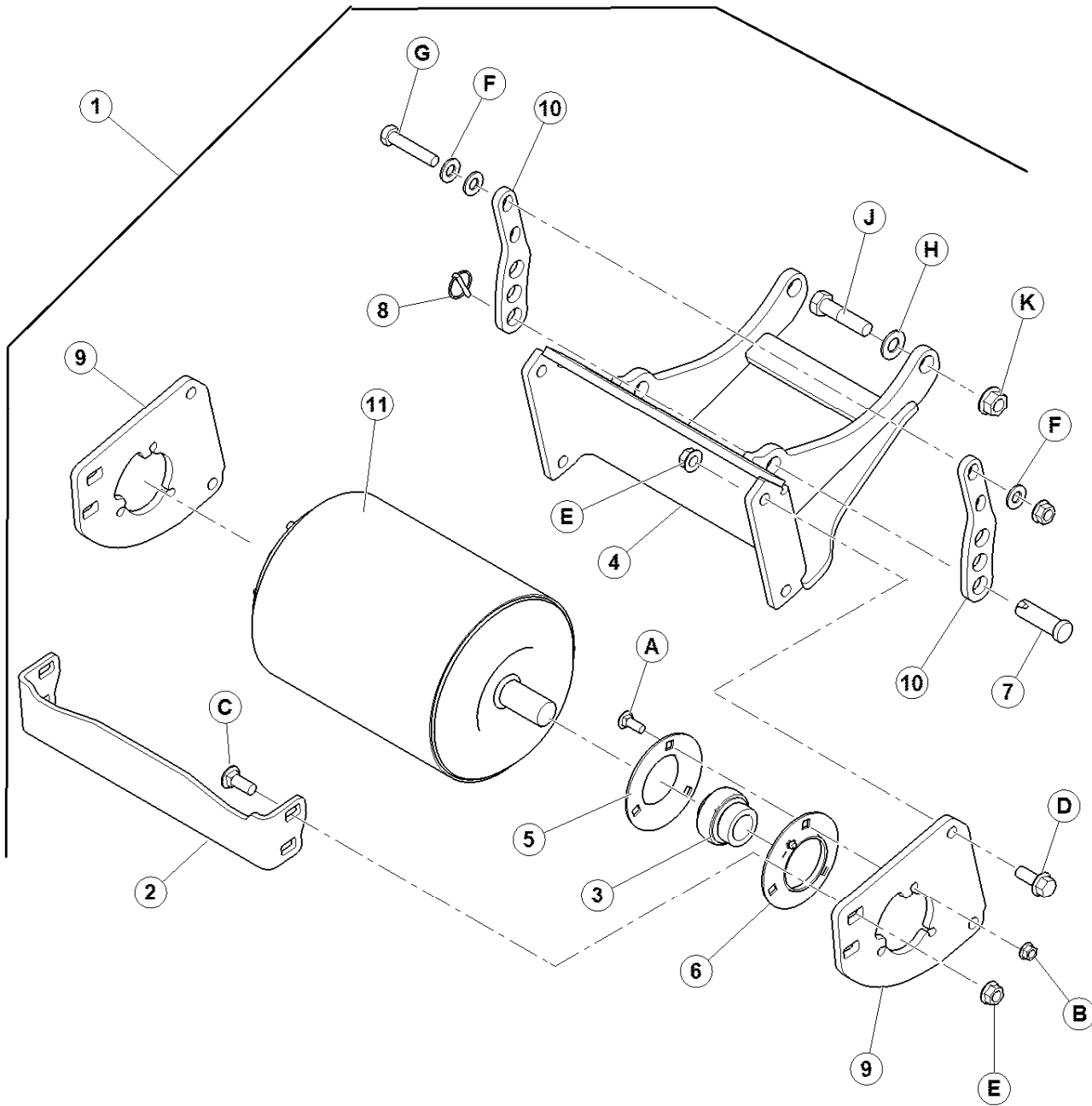
SKID SHOES



SKID SHOES

REF	PART NUMBER	DESCRIPTION	QTY		SERIAL NUMBER
			16FT	19FT	
1	B5660	KIT – SKID SHOES			
	196879	SHOE WELD'T	2	2	-216499
	236209	SHOE WELD'T	2	2	216500-
	196881	SHOE -Plate only (used for both 196879 & 236209)	2	2	
	146063	PLATE -SHOE MOUNT	8	8	-216499
2	236246	PLATE -SHOE MOUNT	8	8	216500-
	50193	PIN – LYNCH	8	8	
3	18626	PIN – CLEVIS	8	8	
4					
A	18599	WASHER - SAE FLAT 17/32 ID X 1 1/16 IN OD ZP			
B	21760	BOLT - HH 1/2 NC X 2.5 LG GR 5 ZP			
C	50186	NUT - FLANGE LOCK SM FACE DT 0.500-13UNC GR5			
NOTE: Complete kits available through Wholegoods only.					

GAUGE ROLLERS

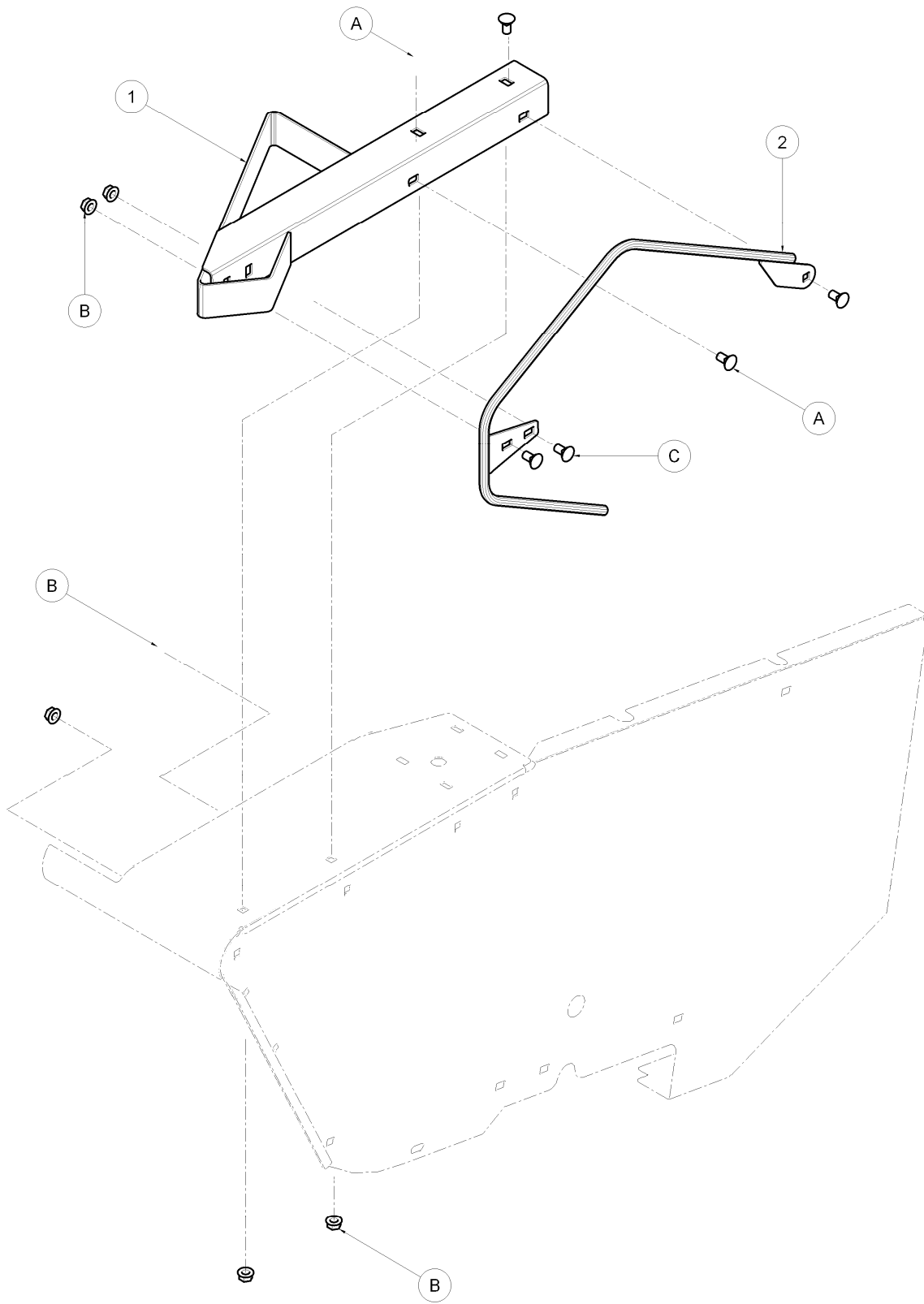


198153_C_L25

GAUGE ROLLERS

REF	PART NUMBER	DESCRIPTION	QTY		SERIAL NUMBER
			16FT	19FT	
1	B5650	KIT – GAUGE ROLLERS, includes 2 roller assemblies.....	•	•	
2	150902	BAR.....	2	2	
3	021859	BEARING - SPH OD EXT INNER RACE 1 3/16 BORE.....	4	4	
4	236255	BRACKET - GAUGE ROLLER WELDT.....	2	2	
5	049306	FLANGE.....	4	4	
6	021860	FLANGE CW LUBE FTG.....	4	4	
7	018626	PIN – CLEVIS.....	4	4	
8	050193	PIN – LYNCH.....	4	4	
9	236206	PLATE.....	4	4	
10	236246	PLATE -SHOE MOUNT.....	8	8	
11	170047	ROLLER-GAUGE WELDT.....	2	2	
A	19965	BOLT - RHSN 3/8 NC X 1.0 GR 5 ZP			
B	30228	NUT - FLANGE DT SMOOTH FACE 0.375-16UNC			
C	21471	BOLT - RHSN 1/2 NC X 1.25 GR 5 ZP			
D	30368	BOLT - HH FLG (SERR FACE) 1/2 NC X 1.25 GR 5 ZP			
E	50186	NUT - FLANGE LOCK SM FACE DT 0.500-13UNC GR5			
F	18599	WASHER - SAE FLAT 17/32 ID X 1 1/16 IN OD ZP			
G	21760	BOLT-HH 1/2 NC X 2.5 LG GR 5 ZP			
H	18600	WASHER - SAE FLAT 21/32 ID X 1 5/16 IN OD ZP			
J	21584	BOLT - HH 5/8 NC X 2.5 LG GR 5 ZP			
K	50225	NUT - FLANGE DT SMOOTH FACE .625-11UNC			
NOTE: Complete kits available through Wholegoods only.					

TALL CROP DIVIDERS

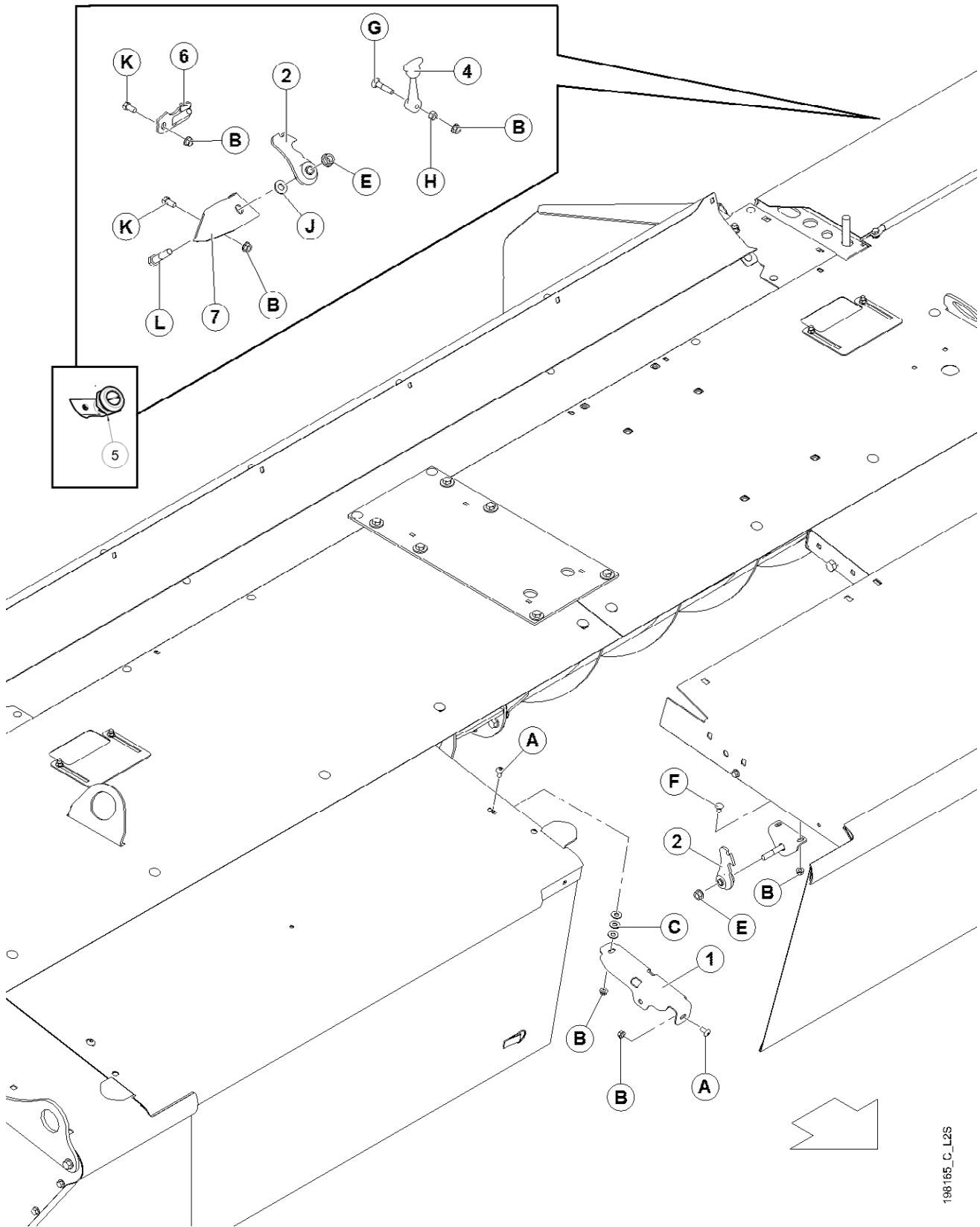


198493_A

TALL CROP DIVIDERS

REF	PART NUMBER	DESCRIPTION	QTY		SERIAL NUMBER
			16FT	19FT	
1	B5509	KIT – TALL CROP DIVIDERS.....			
	198491	DIVIDER WELDMENT – LH.....	1	1	
	198492	DIVIDER WELDMENT- RH.....	1	1	
2	150881	ROD - WELDMENT - CROP DIVIDER	1	1	
A	21066	BOLT - RHSN 1/2 NC X 1 GR 5 ZP			
B	50186	NUT - FLANGE LOCK SM FACE DT 0.500-13UNC GR5			
NOTE: Complete kits available through Wholegoods only.					

LATCHES

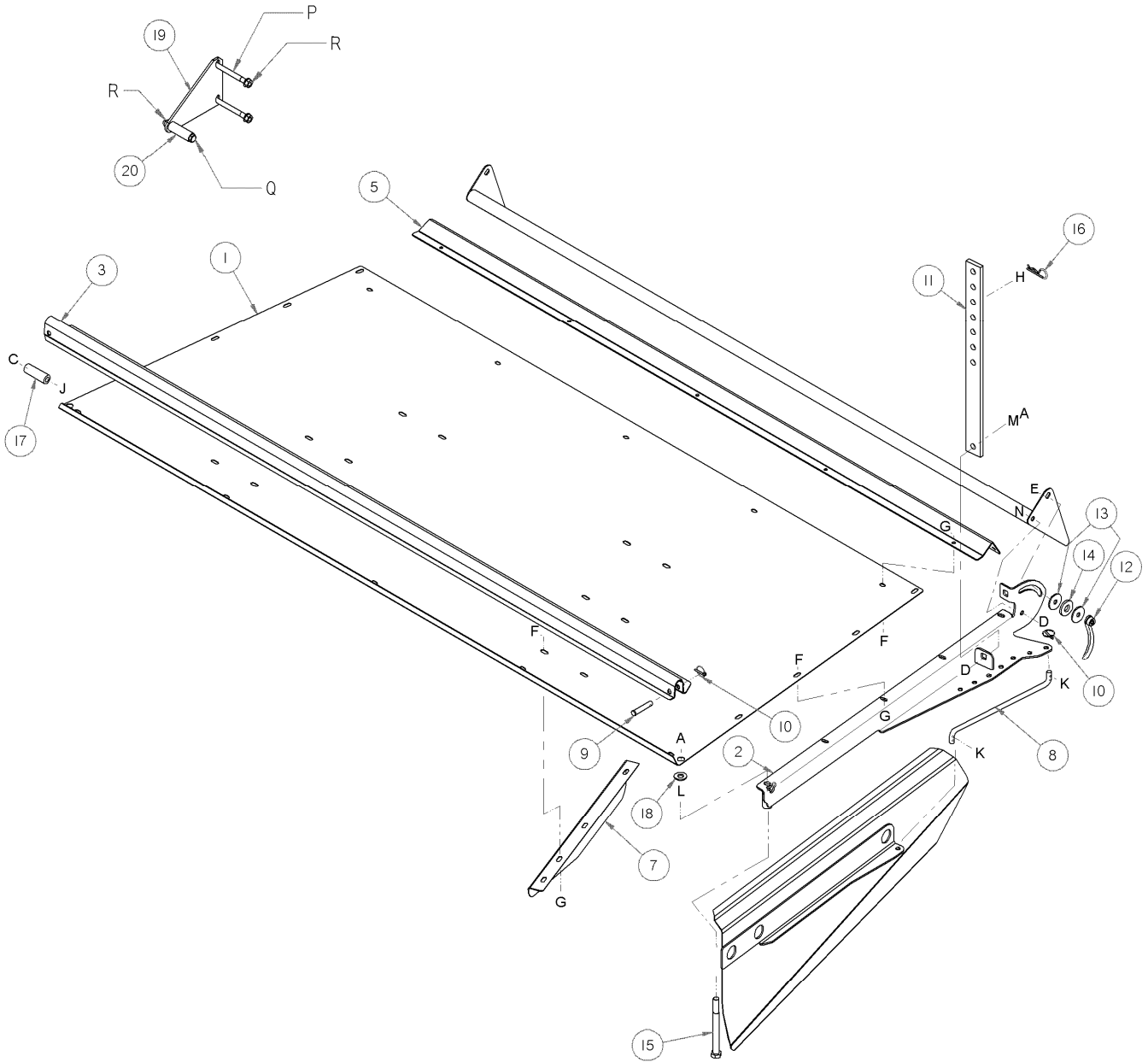


198165_C_L2S

LATCHES

REF	PART NUMBER	DESCRIPTION	QTY		SERIAL NUMBER
			16 FT	19FT	
1	146481	BRACKET - FRONT COVER WELDT	2	2	-216499
2	146485	LATCH - HOOK AND BUSHING.....	3	2	
	50040	BUSHING - RUBBER.....	2	2	
3	146430	BRACKET - FRONT COVER LATCH PIN WELDT.....	2	2	
4	38894	LATCH - RUBBER, North America	2	2	
5	135913	LATCH - RH, Europe.....	1	1	
6	236358	BRACKET	1	1	
7	236365	BRACKET	1	1	
A	135157	SCREW - MACHINE			
B	30228	NUT - FLANGE DT SMOOTH FACE 0.375-16UNC			
C	18670	WASHER - SAE FLAT 7/16 ID X 1.0 IN OD ZP			
D	21880	BOLT - HH 1/2 NC X 2.75 LG GR 5 ZP			
E	50186	NUT - FLANGE LOCK SM FACE DT 0.500-13UNC GR5			
F	21472	BOLT - RHSN 3/8 NC X 0.75 GR 5 ZP			
G	50197	BOLT - RHSN 3/8 NCX 1.75 LG GR5 ZP			
H	18590	NUT - HEX 3/8 NC			
J	135369	WASHER - HARDENED			
K	21567	BOLT - HH .375-16UNC X 0.75 LG			
L	21578	BOLT - HH 1/2 NC X 2.25 LG GR 5 ZP			

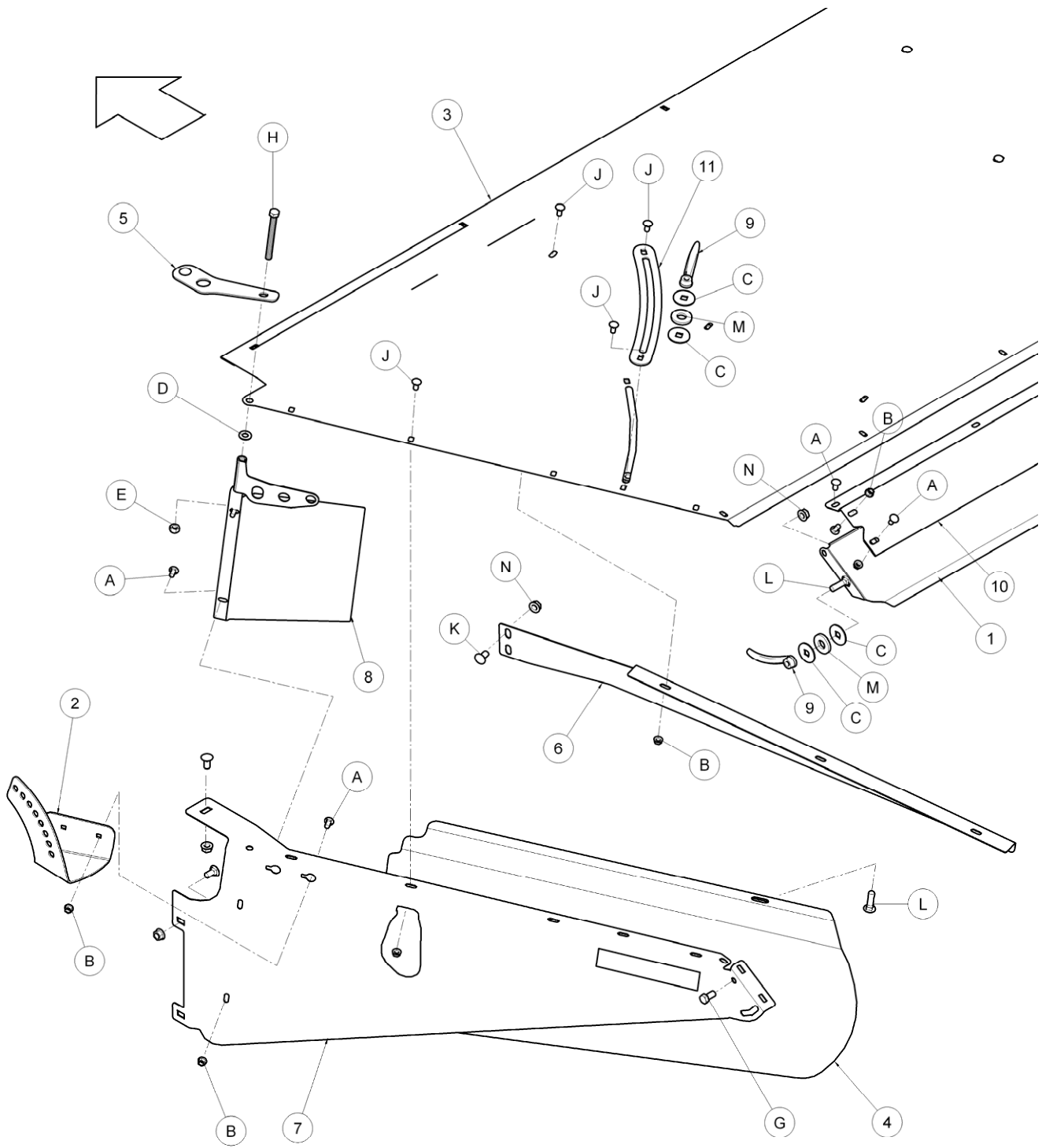
SP HEADER FORMING SHIELDS



SP HEADER FORMING SHIELDS

REF	PART NUMBER	DESCRIPTION	QTY		SERIAL NUMBER
			16FT	19FT	
1	149169	COVER – forming shield	1	1	
2	236637	BRACKET – forming shield, L/H	1	1	
	236638	BRACKET – forming shield, R/H	1	1	
3	149998	CHANNEL – front mounting	1	1	
4	149173	BAFFLE – rear	1	1	
5	150211	ANGLE – rear	1	1	
6	194197	DEFLECTOR – side, L/H	1	1	
	194198	DEFLECTOR – side, R/H	1	1	
7	194199	DEFLECTOR – inner, L/H	1	1	
	194200	DEFLECTOR – inner, R/H	1	1	
8	150018	ROD – adjuster	2	2	
9	19809	PIN – clevis, ½ x 2 inch effective length	2	2	
10	50193	PIN – lynch	6	6	
11	149743	STRAP – rubber	2	2	
12	149317	HANDLE – baffle adjustment	2	2	
13	42592	WASHER – flat, 13.5 mm I.D., 47 mm O.D., 3 mm thick	4	4	
14	42045	WASHER – rubber	2	2	
15	193182	BOLT – hex head, 5/8 NC x 7 inch, gr. 8	2	2	
16	13125	PIN – hair	2	2	
17	149168	SPACER – tube, tractor mounted	2	2	
18	30441	WASHER – flat hardened	2	2	
19	149167	PLATE.....	2	2	
20	149168	SPACER.....	2	2	
A	50225	NUT – smooth flange, 5/8 NC, distorted thread			
B	103562	BOLT – round head, square neck, 5/8 NC x 1 1/4 inch, gr. 5			
C	50186	NUT – smooth flange, 1/2 NC, distorted thread			
D	21575	BOLT – hex head, 1/2 NC x 1 inch, gr. 5			
E	21469	BOLT – round head, square neck, 1/2 NC x 1 ½ inch, gr. 5			
F	21863	BOLT – round head, square neck, 3/8 NC x 3/4 inch, gr. 5			
G	30228	NUT – smooth flange, 3/8 NC, distorted thread			
H	18600	WASHER – flat, 21/32 inch I.D.			
J	135976	BOLT – hex head, 1/2 NC x 8.0 inch, gr. 5			
K	18607	PIN – cotter 5/32 x 1 ½ inch			
L	21345	NUT – hex jam, 5/8 NC			
M	18601	WASHER – flat, 13/16 inch I.D.			
N	18697	NUT – lock, 1/2 NC, distorted thread			
P	21597	BOLT - HH 1/2 NC X 3.25 LG GR 5 ZP			
Q	21589	BOLT – HH ½ x 4.0 LG GR 5 ZP			
R	50186	NUT - FLANGE LOCK SM FACE DT 0.500-13UNC GR5			

PULL-TYPE FORMING SHIELDS

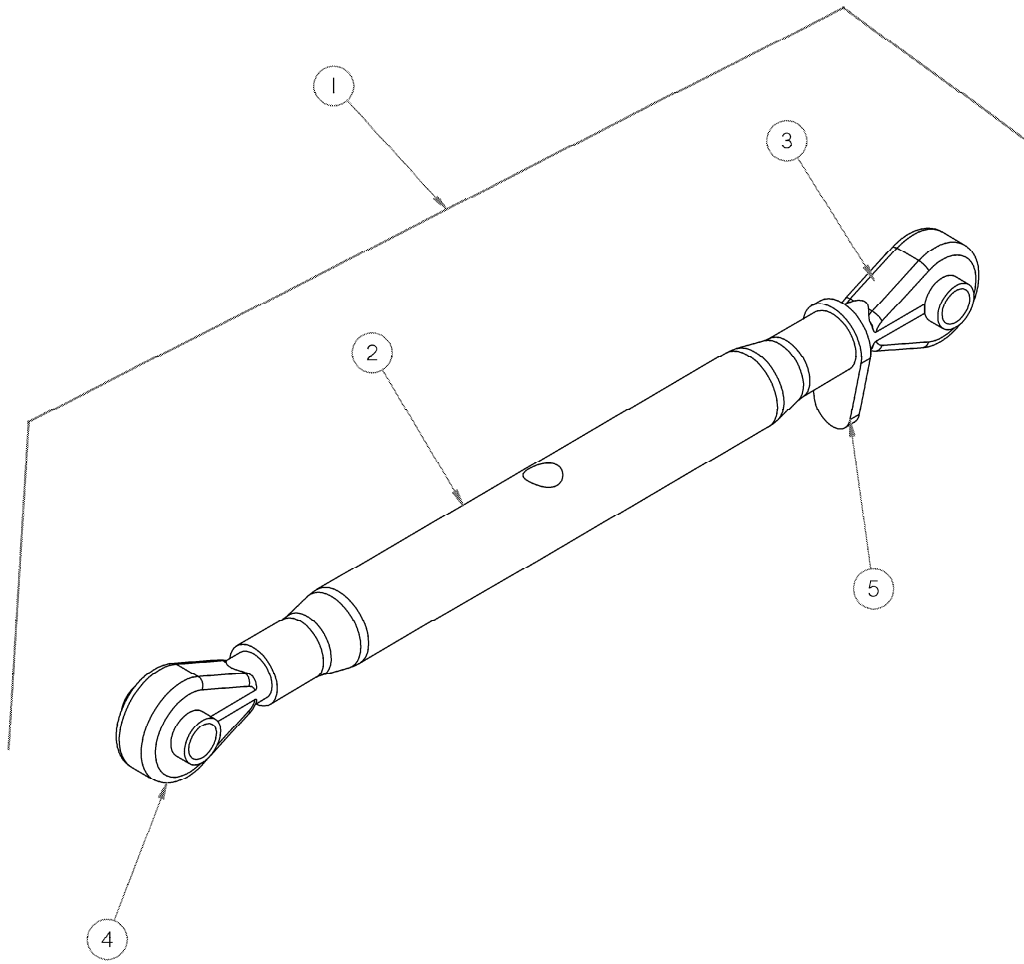


146048_a

PULL-TYPE FORMING SHIELDS

REF	PART NUMBER	DESCRIPTION	QTY		SERIAL NUMBER
			16FT		
1	149777	BAFFLE.....	1		
2	236782	BRACKET - SWATH BAFFLE.....	1		
3	146052	COVER - TOP FORMING SHIELD.....	1		
4	146055	DEFLECTOR-LH WELDT.....	1		
	146056	DEFLECTOR-RH WELDT.....	1		
5	146057	PLATE.....	2		
6	146059	DEFLECTOR-LH.....	1		
	146060	DEFLECTOR-RH.....	1		
7	146411	DEFLECTOR - LH WITH REFLECTOR.....	1		
	146412	DEFLECTOR - RH WITH REFLECTOR.....	1		
8	148893	DEFLECTOR - LH.....	1		
	148900	DEFLECTOR - RH.....	1		
9	149317	HANDLE.....	4		
10	149857	DEFLECTOR.....	1		
11	198826	PLATE - TOP COVER.....	2		
A	021863	BOLT-RHSSN 3/8 NC X 0.75 LG GR 5 ZP			
B	135954	NUT - FLANGE SPINNER GRIP 0.375-16UNC			
C	150151	WASHER - FLAT			
D	18599	WASHER - SAE FLAT 17/32 ID X 1 1/16 IN OD ZP			
E	18697	NUT - HEX LOCK DT .500-13UNC			
F	21066	BOLT - RHSN 1/2 NC X 1 GR 5 ZP			
G	21575	BOLT - HH 1/2 NC X 1.0 LG GR 5 ZP			
H	21597	BOLT - HH 1/2 NC X 5.0 LG GR 5 ZP			
J	21863	BOLT-RHSSN 3/8 NC X 0.75 LG GR 5 ZP			
K	21868	BOLT - RHSSN 1/2 NC X 1.0 GR 5 ZP			
L	30515	BOLT - RHSN 1/2 NC X 1.75 LG GR 5 ZP			
M	42045	WASHER - RUBBER			
N	50186	NUT - FLANGE LOCK SM FACE DT 0.500-13UNC GR5			

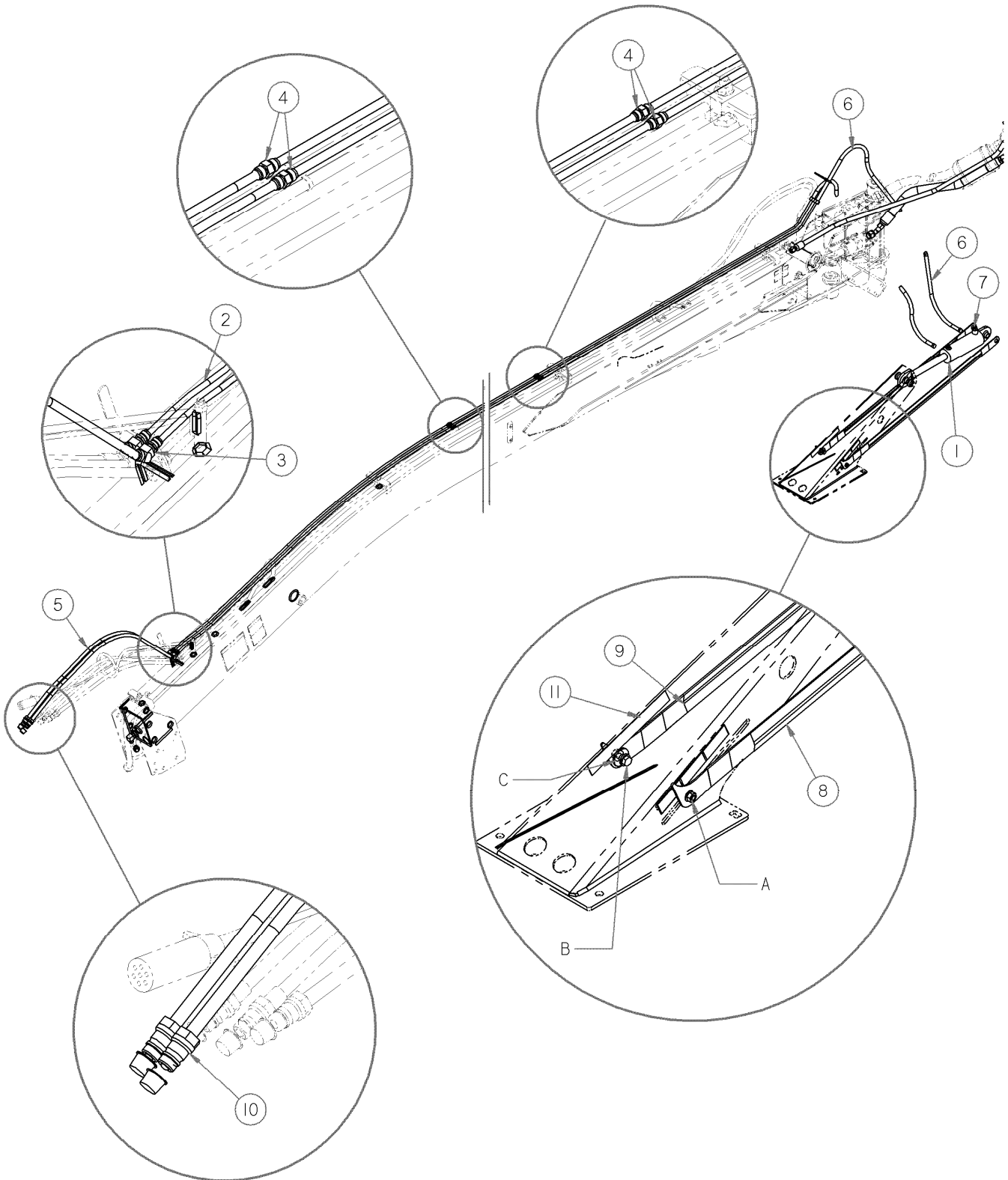
MECHANICAL HEADER ANGLE



MECHANICAL HEADER ANGLE

REF	PART NUMBER	DESCRIPTION	QTY		SERIAL NUMBER
			16FT		
	B4892	HEADER ANGLE KIT Kits available through Whole Goods only.			
1	42104	TOP LINK	1		
2	42434	TUBE-CENTER.....	1		
3	42432	JOINT-BALL RH THD	1		
4	42431	JOINT-BALL LH THD	1		
5	42433	COLLAR-LOCKING.....	1		

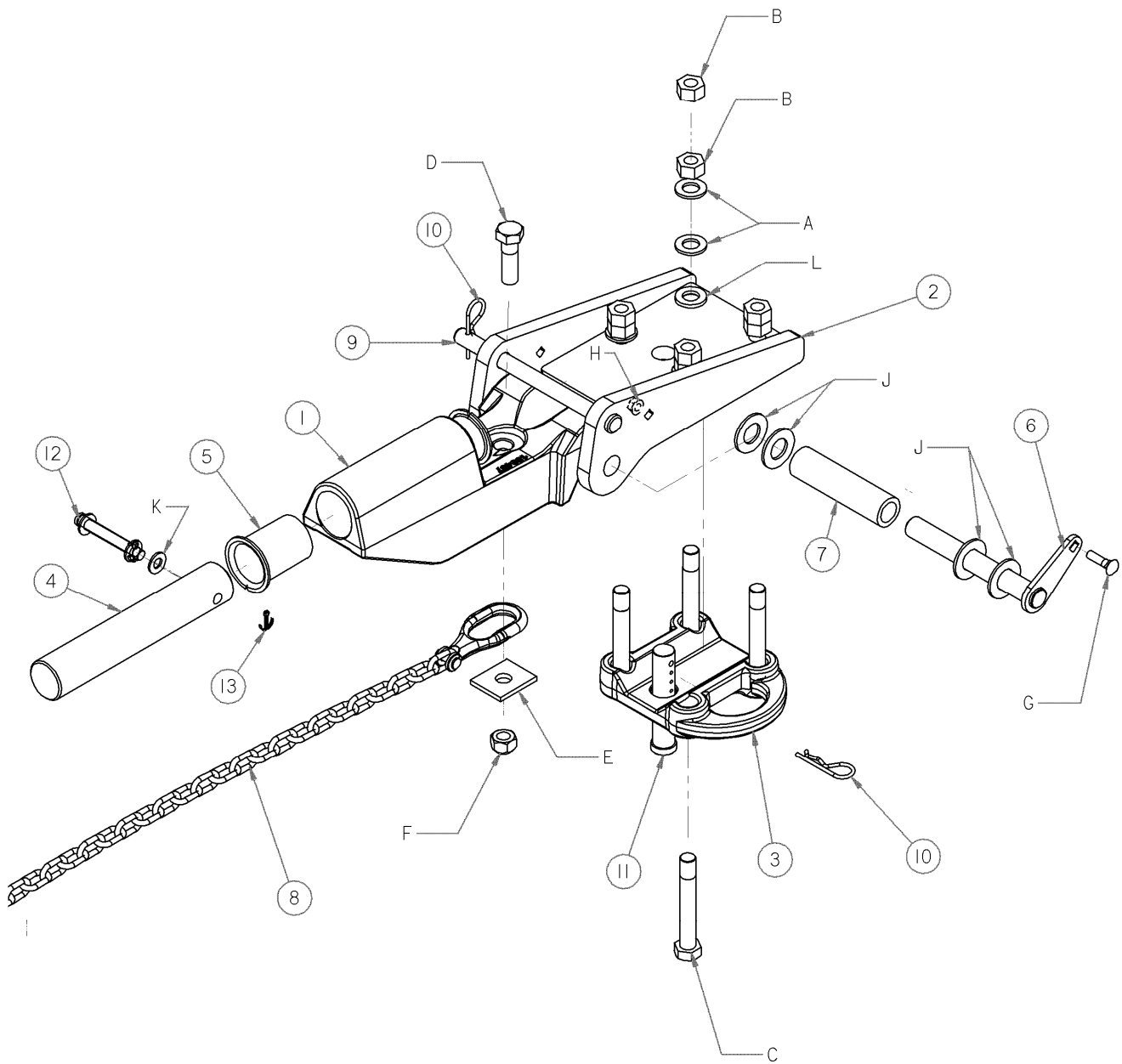
HYDRAULIC HEADER ANGLE KIT



HYDRAULIC HEADER ANGLE KIT

REF	PART NUMBER	DESCRIPTION	QTY		SERIAL NUMBER
			16FT		
	B5564	HEADER ANGLE KIT Kits available through Whole Goods only.			
1	149767	CYLINDER-HYDRAULIC	1		
	150519	SEAL KIT	1		
2	150124	LINE – HYDRAULIC (13’ & 16’)	6		
	150483	LINE – HYDRAULIC (16’ extension only)	2		
3	150256	FITTING - ELBOW - BULKHEAD UNION HYD	2		
4	30375	FITTING - UNION HYD	6		
5	148968	HOSE	2		
6	150101	HOSE	2		
7	15903	FITTING - CONNECTOR HYD	2		
8	146044	LINK-INDICATOR-LH.....	1		
9	146045	LINK-INDICATOR-RH.....	1		
10	135563	FITTING - COUPLING HYD.....	2		
11	150651	DECAL – GAUGE	2		
A	30228	NUT - FLANGE DT SMOOTH FACE 0.375-16UNC			
B	135001	BOLT - SHOULDER .375-16UNC			
C	150819	WASHER - PLASTIC			

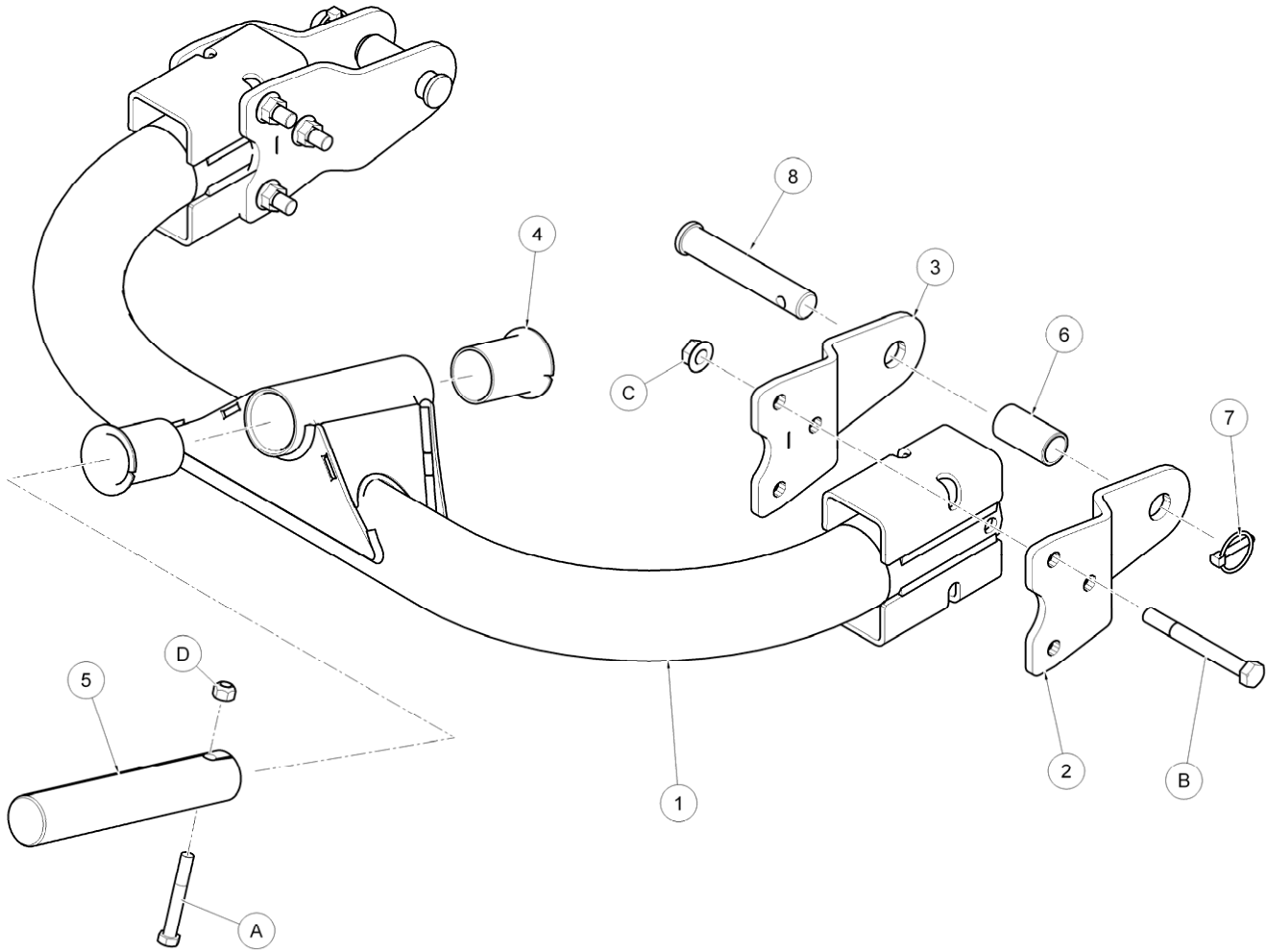
DRAWBAR HITCH



DRAWBAR HITCH

REF	PART NUMBER	DESCRIPTION	QTY		SERIAL NUMBER
			16FT		
	B4886	DRAWBAR HITCH Kits available through Whole goods only.			
1	150457	ARM - PT HITCH.....	1		
2	148388	PLATE - DRAWBAR HITCH ADAPTER WELDT.....	1		
3	149655	CLAMP - CASTING.....	1		
4	150217	PIN - ROCKSHAFT.....	1		
5	31453	TUBE - FLARED.....	2		
6	149802	PIN WELDMENT.....	1		
7	150082	BUSHING.....	1		
8	21404	CHAIN - 59 LINKS.....	1		
9	135334	PIN - CLEVIS.....	1		
10	13125	PIN - HAIR.....	2		
11	135593	PIN-CLEVIS.....	1		
12	101007	PIN - CLEVIS.....	1		
13	18648	PIN-COTTER 3/16 DIA X 1.25 ZP.....	1		
A	18601	WASHER - SAE FLAT 13/16 ID X 1.5 IN OD ZP			
B	18593	NUT - HEX 3/4 - 10 UNC GR 5 ZP			
C	135415	BOLT - HH 3/4 NC X 5.0 LG GR 8 ZP			
D	19957	BOLT - HH 3/4 NC X 2.5 LG GR 5 ZP			
E	29467	WASHER - FLAT RECTANGULAR			
F	18689	NUT - HEX LOCK DT .750-10UNC			
G	21484	BOLT - round head square neck 3/8 NC X 1.5 LG GR 5 ZP			
H	30228	NUT - FLANGE DT SMOOTH FACE 0.375-16UNC			
J	18603	WASHER - SAE FLAT 1 1/16 ID X 2.0 IN OD ZP			
K	18599	WASHER - SAE FLAT 17/32 ID X 1 1/16 IN OD ZP			
L	21540	WASHER, HARDENED			

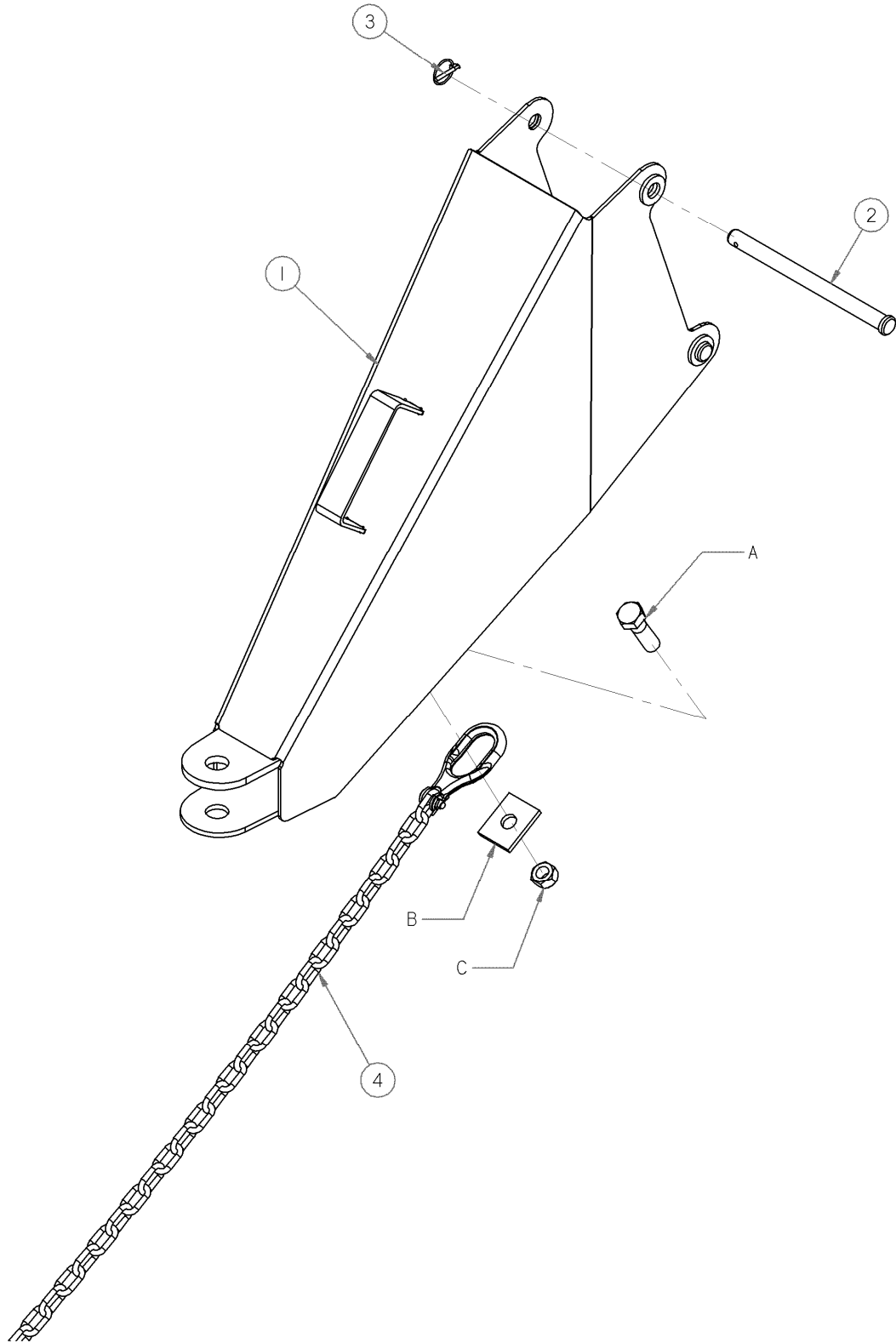
3 POINT HITCH ADAPTOR



3 POINT HITCH ADAPTOR

REF	PART NUMBER	DESCRIPTION	QTY		SERIAL NUMBER
			16FT		
	B4897	PT TRUCK TRANSPORT HITCH Kits available through Whole Goods only.			
1	196217	ADAPTER - 3 POINT HITCH WELDT.....	1		
2	196219	ARM.....	2		
3	196240	ARM.....	2		
4	31453	TUBE – FLARED.....	2		
5	150217	PIN – ROCKSHAFT	1		
6	196261	BUSHING - CAT II TO III.....	2		
7	113561	PIN – LYNCH	2		
8	196228	PIN – CLEVIS.....	2		
9	196231	HOSE, not Illustrated.....	4		
10	196232	HOSE, not Illustrated.....	1		
A	21581	BOLT - HH 1/2 NC X 3.5 LG GR 5 ZP			
B	50163	BOLT - HH 5/8 NC X 5.5 LG GR 5 ZP			
C	50225	NUT - FLANGE DT SMOOTH FACE .625-11UNC			
D	18697	NUT - HEX LOCK DT .500-13UNC			

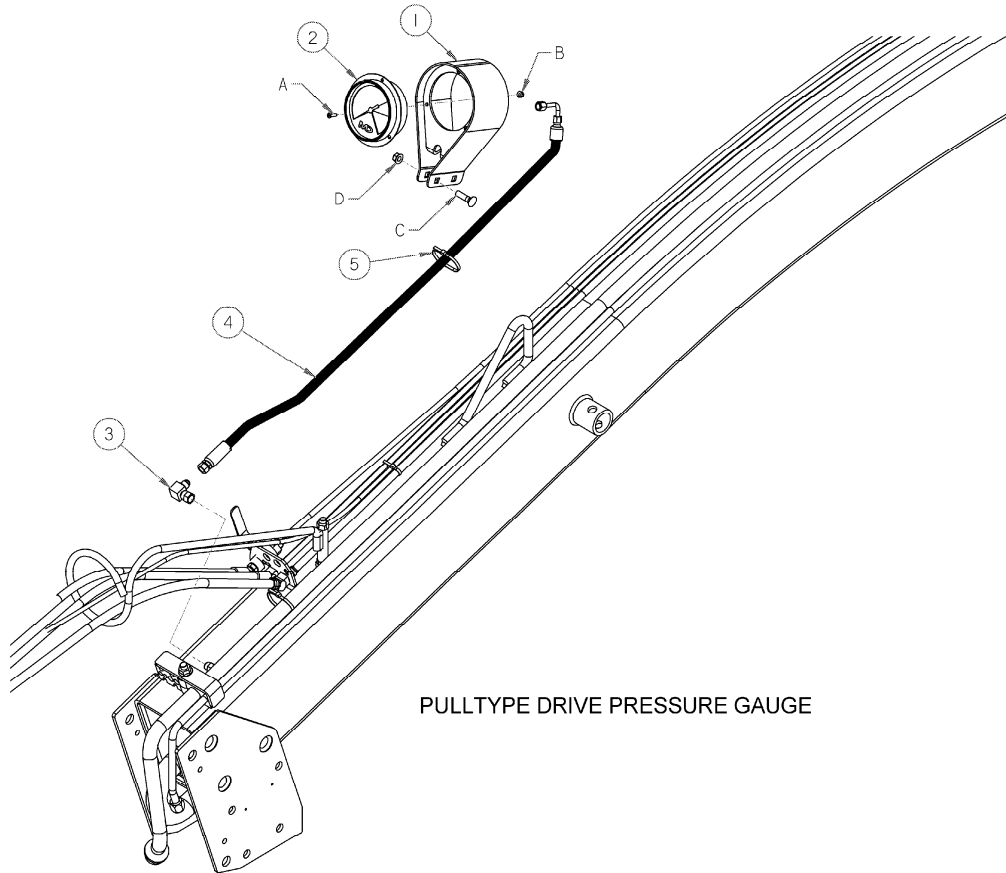
TRUCK TRANSPORT HITCH



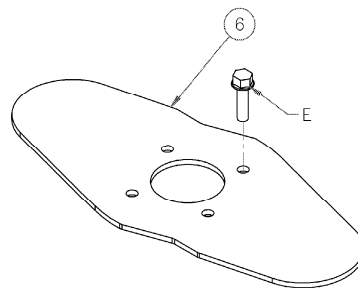
TRUCK TRANSPORT HITCH

REF	PART NUMBER	DESCRIPTION	QTY		SERIAL NUMBER
			16FT		
	B4897	PT TRUCK TRANSPORT HITCH Kits available through Whole Goods only.			
1	150314	HITCH – TRANSPORT	1		
2	135334	PIN – CLEVIS.....	2		
3	50193	PIN – LYNCH	2		
4	21404	CHAIN-59 LINKS.....	1		
A	19957	BOLT - HH 3/4 NC X 2.5 LG GR 5 ZP			
B	29467	WASHER - FLAT RECTANGULAR			
C	18689	NUT - HEX LOCK DT .750-10UNC			

OPTIONS



PULLTYPE DRIVE PRESSURE GAUGE

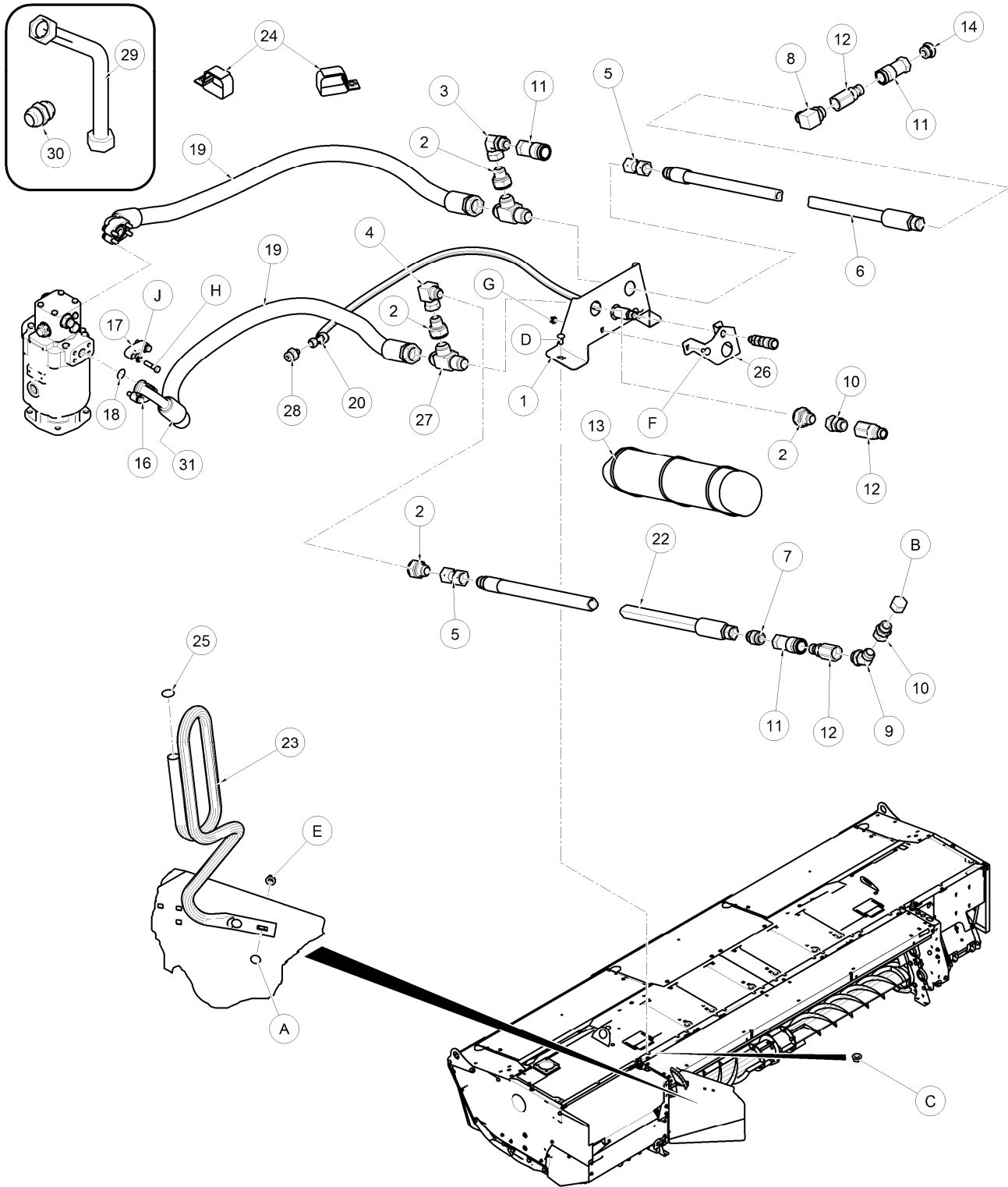


FEED ASSISTING PLATES

OPTIONS

REF	PART NUMBER	DESCRIPTION	QTY		SERIAL NUMBER
			16FT	19FT	
1	B4904	KIT-PULLTYPE DRIVE PRESSURE GAUGE			
2	194009	SUPPORT – gauge	1	-	
3	150453	INDICATOR – pressure gauge.....	1	-	
4	106717	FITTING – ELBOW, 90° - #6 JIC male x #6 JIC swivel female.....	1	-	
5	194105	HOSE – hydraulic.....	1	-	
	21763	FASTENER – cable tie.....	2	-	
A	21930	SCREW - CSK FLAT SOC HD, #10 NC X 3/4 GR5 OR GR8 ZP			
B	21492	NUT - FLANGE (SERRATED FACE), # 10 NC GR 5 ZP			
C	21484	BOLT - ROUND HD SQ NK, 3/8 - 16 UNC, 1.5 in lg, zn pl, gr 5			
D	30228	NUT – LOCK, SMOOTH FLANGE, 3/8 NC distorted thread			
6	B4903	KIT-FEED ASSISTING PLATES			
E	148220	PLATE	2	-	
	148799	BOLT-HH FLANGE M12 X 1.75 X 45 LG ZP			
<p>NOTE: Complete kits available through Wholegoods only.</p>					

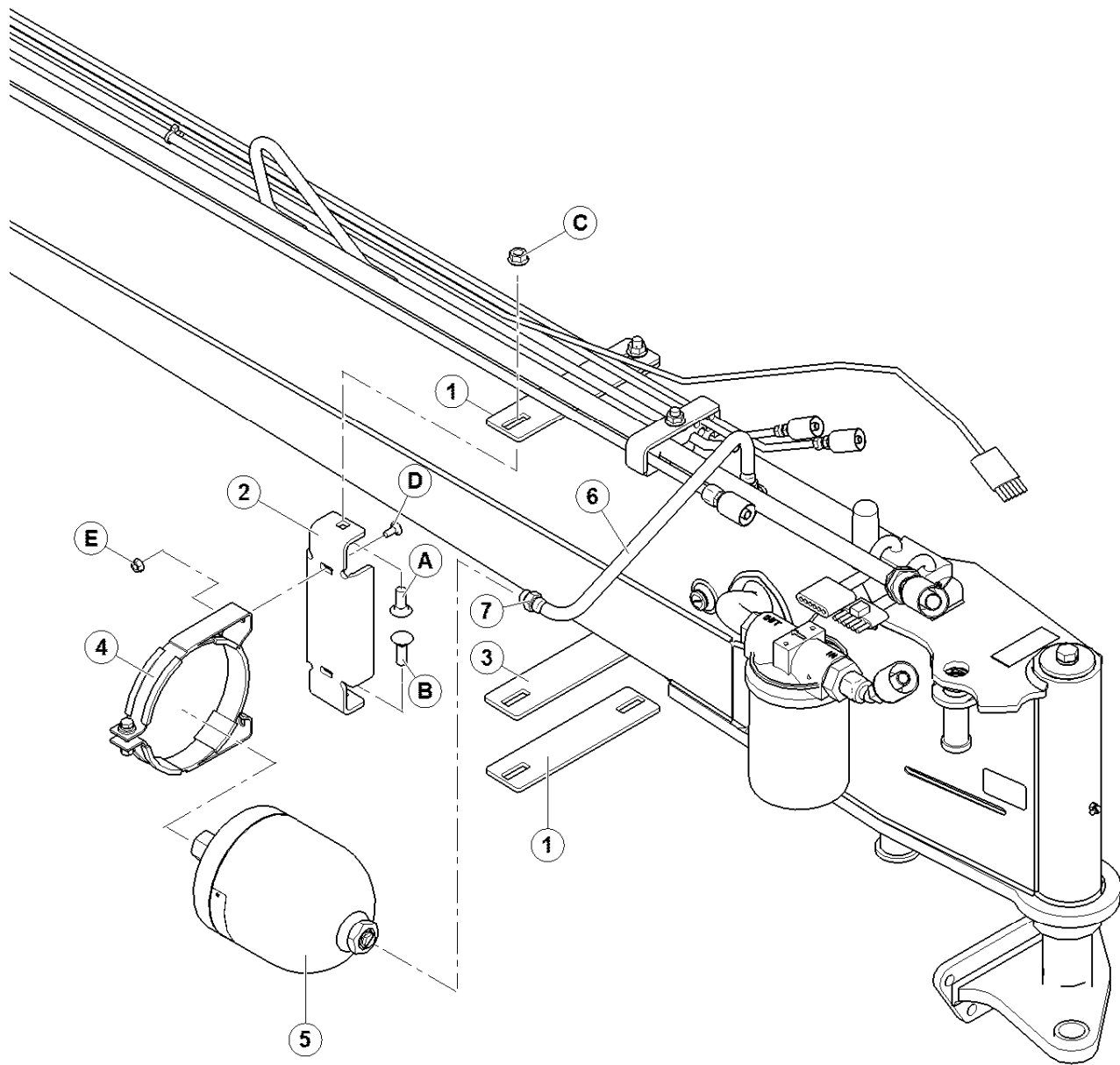
M200 TO R85 HYDRAULIC DRIVE



M200 TO R85 HYDRAULIC DRIVE

REF	PART NUMBER	DESCRIPTION	QTY		SERIAL NUMBER
			16FT	19FT	
	B5455	KIT – M200/R85 SP HYDRAULIC DRIVE.....			
1	198815	BRACKET-BULKHEAD.....	1	1	
2	135859	FITTING-REDUCER.....	4	4	
3	135727	FITTING-ELBOW 90° HYD.....	1	1	
4	021829	FITTING - ELBOW 90° HYD.....	1	1	
5	135858	FITTING-UNION.....	4	4	
6	149553	HOSE-16 FT 40 GPM.....	1	1	
7	21828	FITTING - ADAPTER HYD.....	1	1	
8	21827	FITTING - ELBOW HYD.....	1	1	
9	112936	FITTING - ELBOW 45° HYD CW O-RING.....	1	1	
10	135316	FITTING - ADAPTER HYD CW O-RING.....	2	2	
11	135313	COUPLER - FEMALE HYD. 3/4 IN. FLAT FACE.....	4	4	
12	135544	COUPLER - MALE HYD. 3/4 IN. FLAT FACE 1 IN THREAD.....	3	3	
	135479	SEAL KIT			
13	150311	SLEEVE.....	1	1	
14	156051	PLUG #16 ORB.....	1	1	
15	139071	HARNESS - R85 TO M200.....	1	1	
	134009	CONNECTOR – RECEPT, DEUTSCH, 23 POSITION			
	134010	NUT - PANEL, DEUTSCH HD, SIZE 24			
	134011	WASHER - LOCK SPRING, DEUTSCH HD, SIZE 24			
	135365	CAP-WIRE HARNESS			
16	138127	ASSEMBLY-1" CODE 62 SPLIT FLANGE, includes items 17, 18....	2	2	
17	194043	FLANGE			
18	112868	O-RING			
19	198694	HOSE-1.25" IN HYDRAULIC.....	2	2	
20	198814	HOSE-HYDRAULIC CASE DRAIN.....	1	0	
	198373	HOSE-HYDRAULIC CASE DRAIN.....	0	1	
22	149554	HOSE - SECONDARY RETURN.....	2	2	
23	194365	GUIDE - HOSE SUPPORT.....	1	1	
24	163585	STRAP-VELCRO, HANGING.....	5	5	
25	194389	PLUG – TUBE FINISHING.....	1	1	
26	146231	BRACKET – WIRING BULKHEAD.....	1	1	
27	135856	FITTING – BULKHEAD.....	2	2	
28	30936	FITTING.....	1	1	
29	146062	LINE – HIGHT PRESSURE.....	0	2	
30	135924	FITTING – UNION HYD.....	0	2	
31	135910	FITTING – HYD 90 FLANGE to JIC.....	2	2	
A	21066	BOLT - RHSN 1/2 NC X 1 GR 5 ZP			
B	30905	NUT - CAP - 1 " TUBE			
C	21383	NUT - FLANGE .500-13UNC (SERR FACE)			
D	19965	BOLT - RHSN 1/2 NC X 1 GR 5 ZP			
E	50186	NUT - FLANGE LOCK SM FACE DT 0.500-13UNC GR5			
F	21863	BOLT-RHSSN 3/8 NC X 0.75 LG GR 5 ZP			
G	30228	NUT - FLANGE DT SMOOTH FACE 0.375-16UNC			
H	21564	BOLT - HH 7/16 NC X X1.75 GR5 ZP			
J	18652	WASHER - REG. LOCK 7/16 IN NOM. ID ZP			
		NOTE: Complete kits available through Wholegoods only.			

HEADER DRIVE PERFORMANCE IMPROVEMENT KIT



236266_B_L2S

HEADER DRIVE PERFORMANCE IMPROVEMENT KIT

REF	PART NUMBER	DESCRIPTION	QTY		SERIAL NUMBER
			16FT	19FT	
	B5455	KIT – HEADER DRIVE PERFORMANCE IMPROVEMENT			
1	236267	PLATE.....	2		
2	236268	ANGLE - CLAMP MOUNT.....	2		
3	236465	SHIM – RUBBER.....	1		
4	236263	BRACKET - CLAMP – ACCUMULATOR	1		
5	236264	ACCUMULATOR.....	1		
6	236282	HOSE - HYD – ACCUMULATOR.....	1		
7	21030	FITTING - CONNECTOR HYD	2		
A	21471	BOLT - RHSN 1/2 NC X 1.25 GR 5 ZP			
B	21469	BOLT - RHSN 1/2 NC X 1.5 LG GR 5 ZP			
C	50186	NUT - FLANGE LOCK SM FACE DT 0.500-13UNC GR5			
D	21281	BOLT - RHSN 5/16 NC X 0.75 GR 5 ZP			
E	30280	NUT - FLG SIDE LK SMTH FACE 5/16 NC GR 5 ZP			
NOTE: Complete kits available through Wholegoods only.					

NUMERICAL LIST

<u>PART NO.</u>	<u>PAGE</u>	<u>PART NO.</u>	<u>PAGE</u>	<u>PART NO.</u>	<u>PAGE</u>	<u>PART NO.</u>	<u>PAGE</u>
795	31	21010	29	30590	29	50193	75
982	25	21010	67	30701	49	50193	77
4889	25	21024	21	30702	49	50193	83
5734	21	21024	29	30813	63	50193	95
5734	25	21030	101	30836	29	50222	67
5735	21	21076	67	30846	65	100577	29
5735	29	21153	49	30884	55	101007	91
6006	67	21404	91	30884	59	101375	69
7536	15	21404	95	30889	49	102264	67
9213	29	21425	21	30890	49	103579	49
11142	17	21425	29	30936	99	103738	51
11142	21	21596	65	30939	45	106717	97
11142	25	21763	65	30946	21	107037	55
11142	29	21763	97	31145	25	107037	59
11847	47	21804	63	31453	91	107201	67
13125	47	21827	99	31453	93	109207	69
13125	83	21828	99	32738	69	109843	69
13125	91	21829	99	32879	69	111284	57
15903	51	21830	63	32880	69	111713	43
15903	63	21859	77	36651	69	111961	23
15903	63	21860	77	38894	81	112624	39
15903	89	21881	59	41357	53	112624	41
18584	31	21881	63	41358	53	112624	51
18607	25	23164	69	42045	83	112694	53
18608	49	23165	69	42104	87	112868	45
18608	53	23950	69	42431	87	112868	55
18609	47	23957	69	42432	87	112868	55
18609	51	25579	51	42433	87	112868	99
18609	63	25991	69	42434	87	112886	53
18619	15	30031	17	42592	83	112936	99
18626	75	30031	25	44207	67	113482	73
18626	77	30256	17	44209	67	113561	93
18629	49	30256	29	44944	69	115074	21
18637	65	30282	51	47070	17	115074	25
18637	65	30283	63	47070	25	115074	29
18648	15	30284	63	49306	77	115100	69
18648	91	30314	55	49341	47	115145	69
18671	25	30375	63	50022	51	115146	69
18671	51	30375	89	50040	81	115147	69
18671	55	30441	83	50091	23	115148	69
18671	59	30463	53	50103	55	118234	49
19809	83	30576	17	50103	59	120416	49
20043	25	30576	25	50193	47	124541	21

NUMERICAL LIST

<u>PART NO.</u>	<u>PAGE</u>	<u>PART NO.</u>	<u>PAGE</u>	<u>PART NO.</u>	<u>PAGE</u>	<u>PART NO.</u>	<u>PAGE</u>
124541	25	135709	45	146029	19	146405	55
124541	29	135719	45	146044	89	146405	59
124541	29	135727	99	146045	89	146411	85
130529	15	135764	15	146052	85	146412	85
130529	31	135856	99	146055	85	146420	47
132117	69	135858	99	146056	85	146430	81
132898	69	135859	99	146057	85	146464	35
133632	61	135875	59	146059	85	146464	37
133632	61	135881	59	146060	85	146471	39
134009	99	135910	99	146062	99	146474	45
134010	99	135913	81	146063	75	146476	35
134011	99	135924	99	146070	47	146476	37
134070	69	135946	45	146082	19	146479	45
135015	51	135981	55	146085	19	146481	81
135015	63	136065	31	146093	29	146485	81
135148	69	136104	25	146128	15	146492	35
135233	43	136106	59	146155	39	146493	35
135313	99	136140	67	146231	99	146510	25
135316	99	136174	51	146240	51	146553	45
135334	91	137699	47	146241	51	146555	61
135334	95	138124	45	146242	71	146556	61
135352	63	138127	45	146243	71	146560	11
135362	29	138127	99	146250	47	146561	11
135365	99	138150	43	146271	29	146574	61
135400	59	138709	43	146279	29	146576	33
135408	47	138855	45	146293	11	146590	25
135414	51	139071	99	146351	55	146603	37
135414	63	140246	49	146352	61	146604	25
135414	67	140247	49	146364	43	146614	25
135474	45	140248	49	146365	43	146617	33
135479	99	140249	49	146367	61	146619	41
135480	45	140250	49	146370	43	146654	29
135544	99	140269	55	146371	11	146655	29
135550	63	140269	59	146378	21	146690	25
135554	59	142376	51	146378	25	146740	5
135554	63	142895	71	146380	21	146745	59
135560	45	142896	71	146380	25	146760	59
135563	63	142908	69	146385	35	146824	29
135563	89	142909	69	146385	37	146925	7
135593	91	142912	69	146391	65	146925	11
135613	49	142961	59	146394	55	146964	39
135619	63	142965	65	146395	55	146965	39
135705	65	143663	29	146404	55	148078	51
135708	45	143875	43	146404	59	148220	5

NUMERICAL LIST

<u>PART NO.</u>	<u>PAGE</u>	<u>PART NO.</u>	<u>PAGE</u>	<u>PART NO.</u>	<u>PAGE</u>	<u>PART NO.</u>	<u>PAGE</u>
148388	91	149998	83	150519	89	150833	9
148730	5	150018	83	150595	63	150834	7
148735	5	150024	13	150595	63	150834	9
148829	69	150049	61	150595	65	150835	7
148851	63	150075	63	150595	65	150835	9
148852	51	150082	91	150609	71	150836	7
148852	63	150101	63	150620	61	150836	9
148893	85	150101	89	150630	55	150837	7
148900	85	150104	63	150632	55	150837	9
148918	63	150105	63	150632	59	150838	7
148961	51	150123	63	150633	55	150838	9
148962	51	150124	89	150633	59	150839	7
148968	63	150135	55	150634	55	150839	9
148968	89	150135	59	150651	69	150840	7
149074	25	150138	55	150651	89	150840	9
149077	21	150138	59	150662	49	150841	7
149167	83	150189	25	150664	47	150841	9
149168	33	150211	83	150665	47	150842	7
149168	83	150217	91	150682	21	150842	9
149168	83	150217	93	150682	25	150843	7
149169	83	150255	63	150692	55	150843	9
149173	83	150256	63	150713	63	150844	7
149183	29	150256	89	150714	63	150844	9
149317	83	150287	63	150715	63	150845	7
149317	85	150298	51	150730	21	150845	9
149342	15	150306	51	150732	63	150846	7
149342	47	150307	51	150734	5	150846	9
149342	51	150311	63	150821	21	150847	9
149399	29	150311	99	150821	25	150848	9
149529	25	150314	95	150823	71	150849	7
149553	99	150331	63	150826	7	150851	9
149554	99	150338	51	150826	9	150852	7
149655	91	150339	51	150827	7	150852	9
149743	83	150381	29	150827	9	150857	57
149767	89	150392	47	150828	7	150858	57
149777	85	150413	5	150828	9	150859	57
149802	91	150437	29	150829	7	150860	57
149810	65	150438	17	150829	9	150862	57
149820	51	150453	97	150830	7	150863	57
149829	63	150454	47	150830	9	150864	23
149857	85	150457	91	150831	7	150864	57
149863	13	150475	65	150832	7	150865	57
149866	65	150476	63	150832	9	150867	57
149950	15	150483	89	150833	7	150868	57

NUMERICAL LIST

<u>PART NO.</u>	<u>PAGE</u>	<u>PART NO.</u>	<u>PAGE</u>	<u>PART NO.</u>	<u>PAGE</u>	<u>PART NO.</u>	<u>PAGE</u>
150869	57	150997	49	184720	31	194464	73
150870	57	151974	63	190546	69	194465	73
150871	23	151975	63	190546	73	194466	73
150872	23	156051	99	193182	83	194468	73
150873	23	156213	53	194004	63	194476	67
150874	23	156501	15	194009	97	194521	73
150875	23	156696	67	194021	69	194525	55
150877	23	156907	59	194026	63	194526	61
150878	23	157033	9	194039	55	194527	61
150879	45	157033	11	194041	59	194530	55
150881	79	157037	9	194043	45	194530	61
150886	55	157037	11	194043	55	194530	61
150886	59	157177	21	194043	99	194530	61
150886	61	157177	25	194073	55	194530	61
150886	61	157202	11	194094	63	194531	55
150886	61	157210	29	194097	63	194531	59
150886	61	157212	29	194100	63	194560	25
150887	55	157235	25	194101	63	194561	25
150888	55	157236	25	194103	63	194563	45
150888	59	157334	15	194104	55	194567	5
150889	55	157380	15	194105	97	194568	5
150889	59	157381	15	194169	49	194569	5
150889	61	157549	47	194175	7	194570	5
150889	61	157946	11	194177	53	194631	31
150889	61	160358	51	194178	9	194646	29
150889	61	160359	49	194179	9	194651	7
150890	61	160360	51	194183	55	194651	9
150890	61	163585	99	194184	63	194653	7
150891	61	164213	25	194185	57	194653	9
150891	61	164214	25	194186	57	194672	29
150892	61	170047	77	194187	65	194699	29
150893	61	170281	69	194197	83	194827	17
150893	61	171029	69	194198	83	194828	17
150895	61	171068	65	194199	83	194860	17
150899	65	171069	65	194200	83	194865	17
150902	77	171093	51	194202	55	194910	49
150904	65	171280	73	194202	59	194920	17
150905	65	171281	73	194211	57	194921	17
150906	65	174436	73	194212	57	194937	17
150907	65	184371	73	194365	99	194950	17
150934	29	184385	73	194389	99	194959	29
150959	51	184386	73	194419	49	194983	17
150971	51	184390	69	194462	73	194984	17
150996	49	184674	9	194463	73	196027	11

NUMERICAL LIST

<u>PART NO.</u>	<u>PAGE</u>	<u>PART NO.</u>	<u>PAGE</u>	<u>PART NO.</u>	<u>PAGE</u>	<u>PART NO.</u>	<u>PAGE</u>
196141	61	198039	15	198498	35	236118	15
196195	29	198047	15	198498	37	236119	15
196217	93	198050	35	198503	35	236122	35
196219	93	198050	37	198503	37	236122	37
196228	93	198051	35	198505	37	236124	35
196231	93	198051	37	198514	45	236124	37
196232	93	198079	33	198516	7	236125	15
196240	93	198084	35	198516	9	236126	15
196261	93	198086	35	198540	33	236138	31
196267	25	198094	39	198542	71	236164	39
196279	15	198095	29	198543	71	236206	77
196285	15	198097	47	198546	59	236209	75
196287	39	198103	47	198547	59	236212	51
196287	41	198104	47	198610	63	236218	51
196294	15	198154	15	198616	29	236223	49
196393	39	198157	35	198694	99	236246	75
196393	41	198172	35	198785	43	236246	77
196438	35	198172	37	198814	99	236247	17
196439	37	198173	39	198815	99	236255	77
196471	25	198202	33	198826	85	236259	15
196476	59	198203	15	198927	45	236263	101
196495	59	198204	15	198954	29	236264	101
196519	29	198278	7	198963	43	236267	101
196769	25	198278	9	198964	43	236268	101
196783	11	198280	7	198981	29	236271	19
196796	19	198280	9	198991	41	236272	19
196797	19	198329	29	221205	29	236282	101
196826	29	198329	29	221206	29	236358	81
196846	29	198373	99	221279	29	236359	25
196848	29	198399	19	221530	5	236364	11
196877	35	198400	19	222704	9	236365	81
196877	37	198404	21	222705	9	236393	65
196879	75	198417	33	226634	63	236440	25
196881	75	198419	15	235786	41	236441	25
196889	29	198433	29	236014	19	236442	43
196967	37	198457	29	236016	19	236465	101
196976	37	198470	59	236030	17	236483	11
196989	15	198477	29	236033	43	236503	31
196991	15	198486	29	236034	21	236508	33
198006	33	198491	79	236036	43	236509	33
198009	35	198492	79	236046	21	236510	33
198009	37	198496	35	236050	39	236511	59
198024	35	198496	37	236050	41	236519	31
198024	37	198497	35	236055	39	236524	11

NUMERICAL LIST

<u>PART NO.</u>	<u>PAGE</u>	<u>PART NO.</u>	<u>PAGE</u>	<u>PART NO.</u>	<u>PAGE</u>	<u>PART NO.</u>	<u>PAGE</u>
236528	25	236553	25	236684	63	B4897	95
236534	59	236554	25	236782	85	B4904	97
236535	63	236555	25	236783	47	B4905	9
236538	63	236558	41	236785	47	B5455	99
236541	37	236568	15	236786	39	B5455	101
236547	37	236569	15	236790	15	B5509	79
236548	37	236637	83	236794	15	B5564	89
236549	41	236638	83	B4886	91	B5650	77
236551	25	236667	17	B4892	87	B5660	75
236552	25	236668	17	B4897	93		

MacDon Industries Ltd.

680 Moray Street
Winnipeg, Manitoba
Canada R3J 3S3
t. (204) 885-5590
f. (204) 832-7749

MacDon, Inc.

10708 N. Pomona Avenue
Kansas City, Missouri
United States 64153-1924
t. (816) 891-7313
f. (816) 891-7323

MacDon Australia Pty. Ltd.

A.C.N. 079 393 721
P.O. Box 243, Suite 3, 143 Main Street
Greensborough, Victoria, Australia 3088
t. 03 9432 9982
f. 03 9432 9972

LLC MacDon Russia Ltd.

123317 Moscow, Russia
10 Presnenskaya nab, Block C
Floor 5, Office No. 534, Regus Business Centre
t. +7 495 775 6971
f. +7 495 967 7600

CUSTOMERS
www.macdon.com

DEALERS
www.macdondealers.com

Trademarks of products are the marks of their
respective manufacturers and/or distributors.

Printed in Canada